



US00D661359S

(12) **United States Design Patent**
Lewis et al.

(10) **Patent No.:** **US D661,359 S**
(45) **Date of Patent:** **** Jun. 5, 2012**

(54) **GOLF CLUB GRIP**

D602,104 S * 10/2009 Black et al. D21/756
D602,105 S 10/2009 Rice et al.
D631,116 S 1/2011 Cameron et al.

(75) Inventors: **James G. Lewis**, Carlsbad, CA (US);
Austin B. Oliveiro, San Marcos, CA
(US); **Jesse Bolane**, San Marcos, CA
(US); **Robert A. Phillion**, Carlsbad, CA
(US); **Thomas W. Preece**, San Diego,
CA (US); **Douglas E. Roberts**, Carlsbad,
CA (US)

* cited by examiner

Primary Examiner — Mitchell Siegel
(74) *Attorney, Agent, or Firm* — Mark S. Leonardo; Brown
Rudnick LLP

(73) Assignee: **Cobra Golf Incorporated**, Carlsbad,
CA (US)

(57) **CLAIM**
The ornamental design for a golf club grip, as shown and
described.

(**) Term: **14 Years**

DESCRIPTION

(21) Appl. No.: **29/399,873**

FIG. 1 illustrates a perspective view of a golf club grip
employing an ornamental design in accordance with the
present invention;

(22) Filed: **Aug. 19, 2011**

FIG. 2 illustrates a front side view of the golf club grip of FIG.
1;

(51) **LOC (9) Cl.** **21-02**

FIG. 3 illustrates a back side view of the golf club grip of FIG.
1;

(52) **U.S. Cl.** **D21/756**

FIG. 4 illustrates a right side view of the golf club grip of FIG.
1;

(58) **Field of Classification Search** D21/756;
473/300-303

FIG. 5 illustrates a left side view of the golf club grip of FIG.
1;

See application file for complete search history.

FIG. 6 illustrates a top side view of the golf club grip of FIG.
1; and,

(56) **References Cited**

U.S. PATENT DOCUMENTS

D223,461 S *	4/1972	Spencer	D21/756
D259,802 S *	7/1981	Williams	D21/756
D524,390 S *	7/2006	Tuerschmann	D21/756
D530,762 S *	10/2006	Chen	D21/756
D581,002 S *	11/2008	Chen	D21/756

FIG. 7 illustrates a bottom side view of the golf club grip of
FIG. 1.

All features illustrated in phantom line are expressly dis-
claimed and form no part of the claimed design.

1 Claim, 4 Drawing Sheets



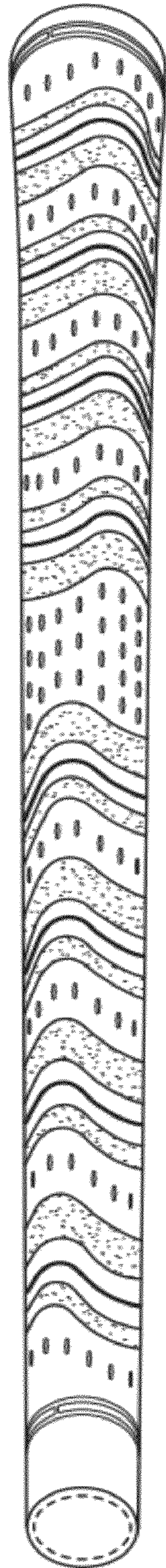


FIG.1

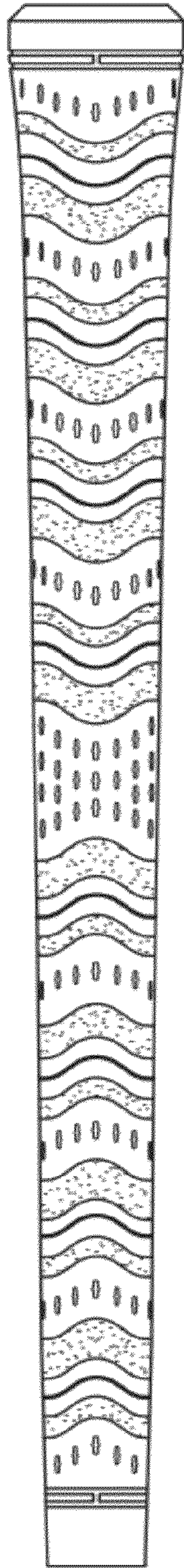


FIG. 2

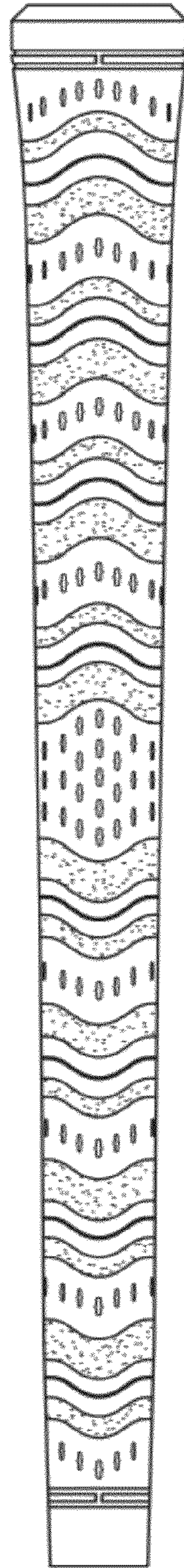


FIG. 3

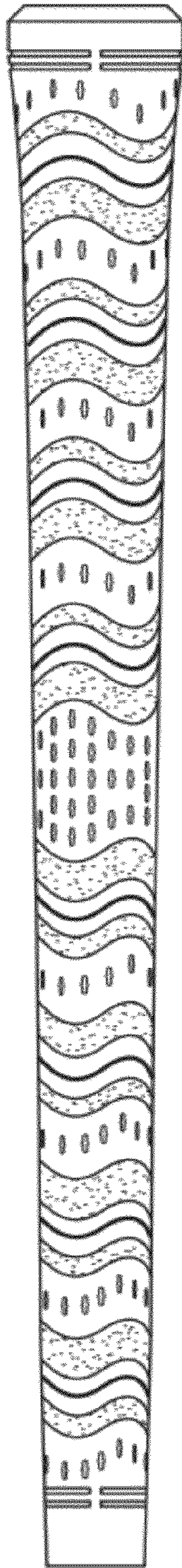


FIG. 4

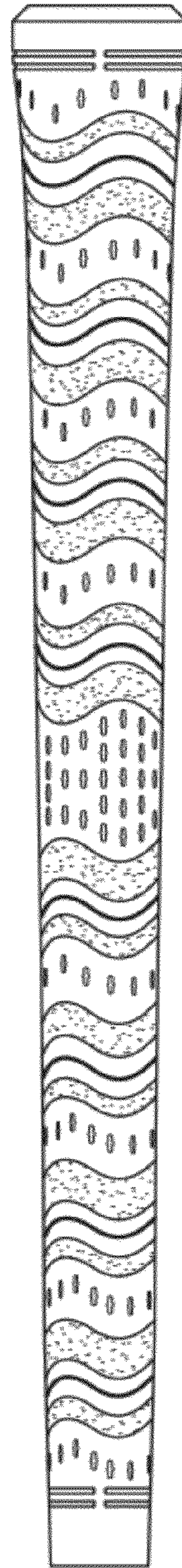


FIG. 5

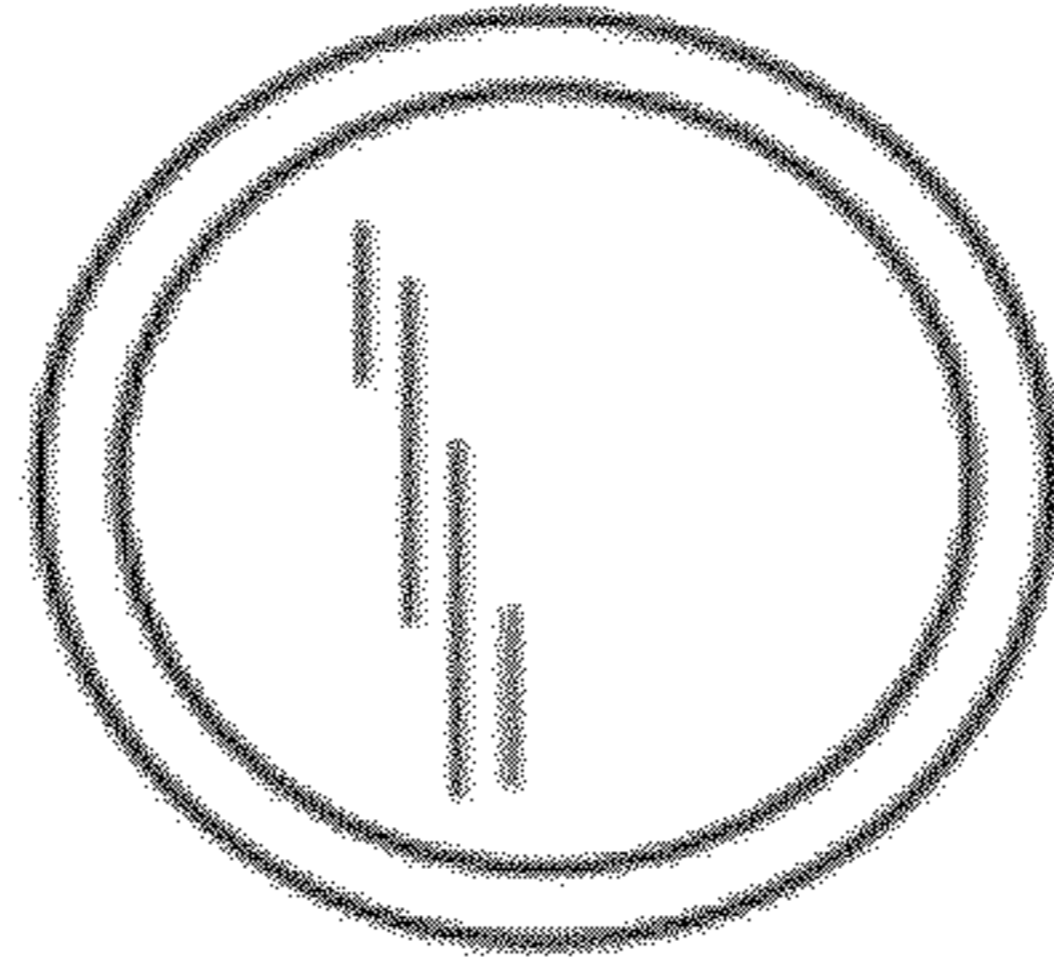


FIG. 6




FIG. 7