

US00D661358S

(12) **United States Design Patent**
Szabo

(10) **Patent No.:** **US D661,358 S**
(45) **Date of Patent:** **** Jun. 5, 2012**

(54) **GOLF PUTTER HEAD COVER**
(76) Inventor: **David Eugene Szabo**, Taylors, SC (US)
(**) Term: **14 Years**
(21) Appl. No.: **29/392,626**
(22) Filed: **May 24, 2011**
(51) **LOC (9) Cl.** **21-02**
(52) **U.S. Cl.** **D21/754**
(58) **Field of Classification Search** D21/735,
D21/754; D2/907, 908, 902, 969; 473/217;
150/160
See application file for complete search history.

D535,344 S * 1/2007 Chen D21/754
D565,682 S * 4/2008 Chen et al. D21/754
D571,423 S * 6/2008 Cameron et al. D21/754
D571,424 S * 6/2008 Cameron et al. D21/754
D576,238 S 9/2008 Chen
D628,254 S * 11/2010 Calliham D21/735

* cited by examiner

Primary Examiner — Mitchell Siegel


(57) **CLAIM**
The ornamental design for a golf putter head cover, substantially as shown and described.

DESCRIPTION

FIG. 1 is a side view of a golf putter head cover, showing my new design.
FIG. 2 is an opposite side view of the golf putter head cover shown in FIG. 1.
FIG. 3 is a rear view of the golf putter head cover, shown in FIG. 1.
FIG. 4 is a front view of the golf putter head cover shown in FIG. 1.
FIG. 5 is a bottom view of the golf putter head cover shown in FIG. 1; and,
FIG. 6 is a top view of the golf putter head cover shown in FIG. 1.
The broken line showing of the fragmented putter is included for the purpose of illustrating and forms no part of the claimed design.

(56) **References Cited**
U.S. PATENT DOCUMENTS
2,220,291 A * 11/1940 Savoy 473/217
D236,514 S * 8/1975 Descoteaux D21/735
D248,180 S * 6/1978 Carrier D21/735
D323,866 S * 2/1992 Hamilton D21/735
D332,292 S * 1/1993 Bloxsom D21/754
5,472,200 A * 12/1995 Miller 473/217
5,769,141 A 6/1998 Rinehard
D408,205 S * 4/1999 Davis D21/735
D433,085 S * 10/2000 Kennis D21/735
D444,525 S * 7/2001 Bernath D21/754
D446,564 S * 8/2001 McLoughlin D21/754
D469,835 S * 2/2003 Bradshaw D21/754
D484,209 S * 12/2003 Oldknow et al. D21/754
D485,879 S 1/2004 Cameron et al.
D529,113 S 9/2006 Chen

1 Claim, 2 Drawing Sheets



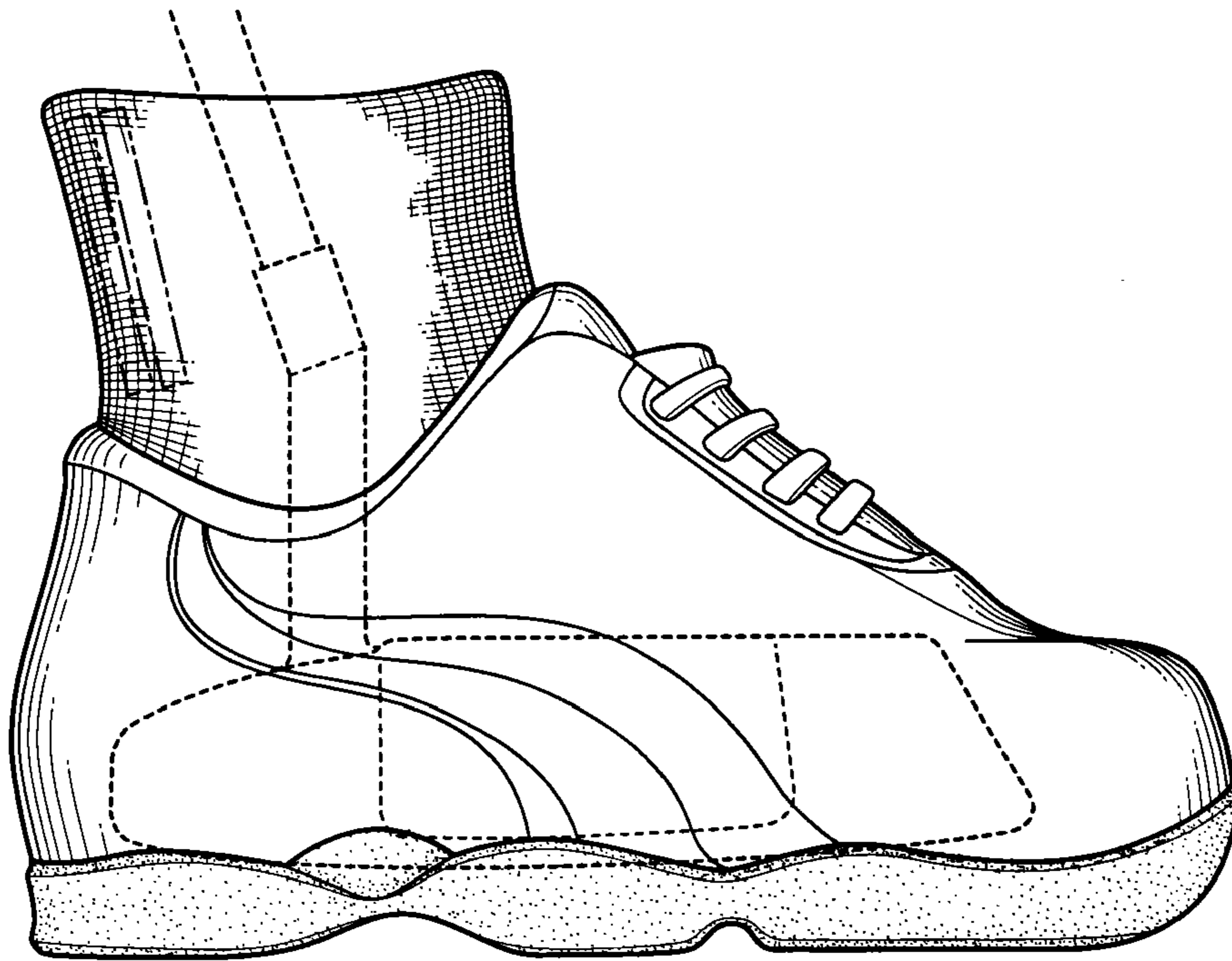


FIG. 1

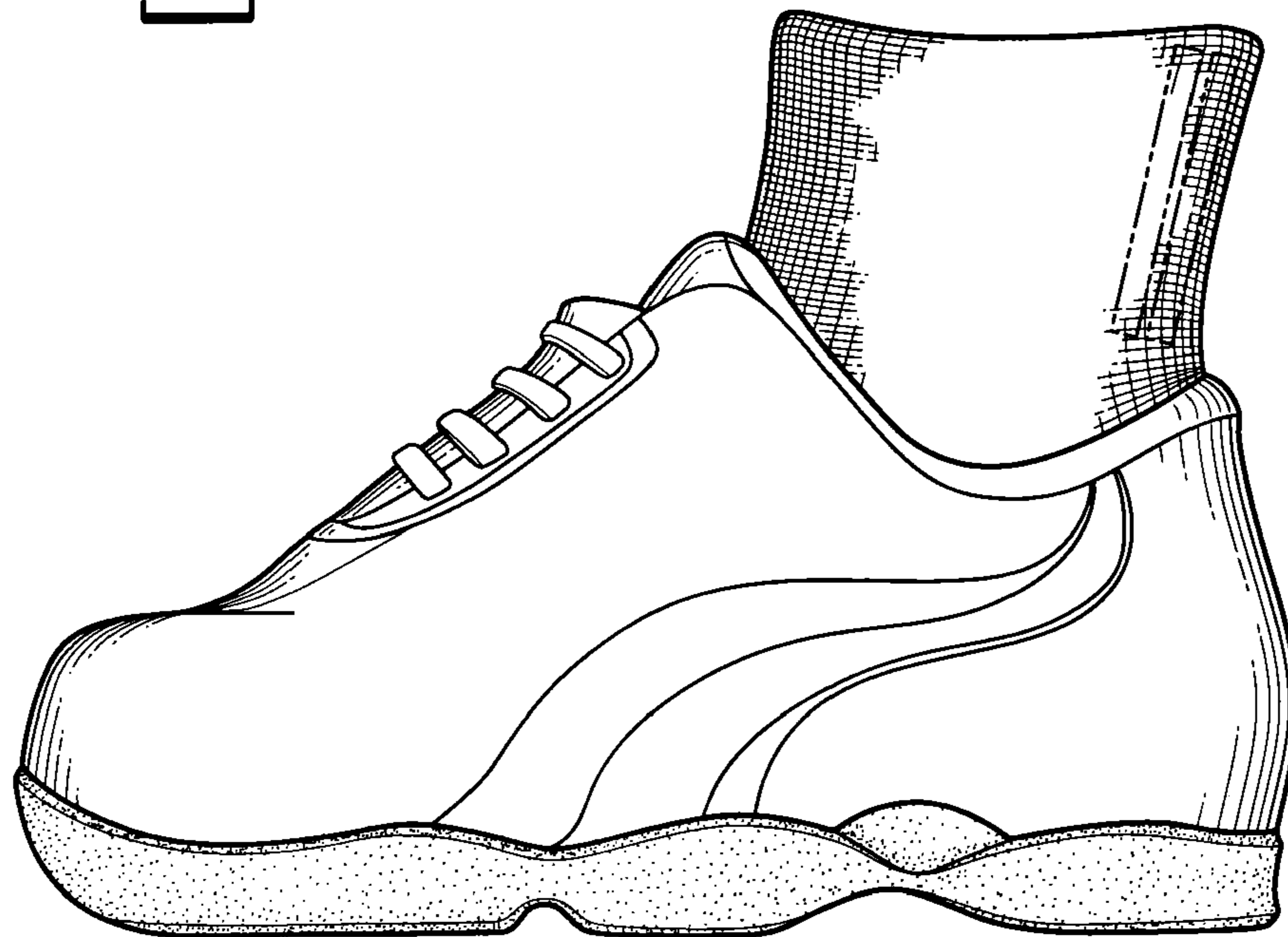


FIG. 2

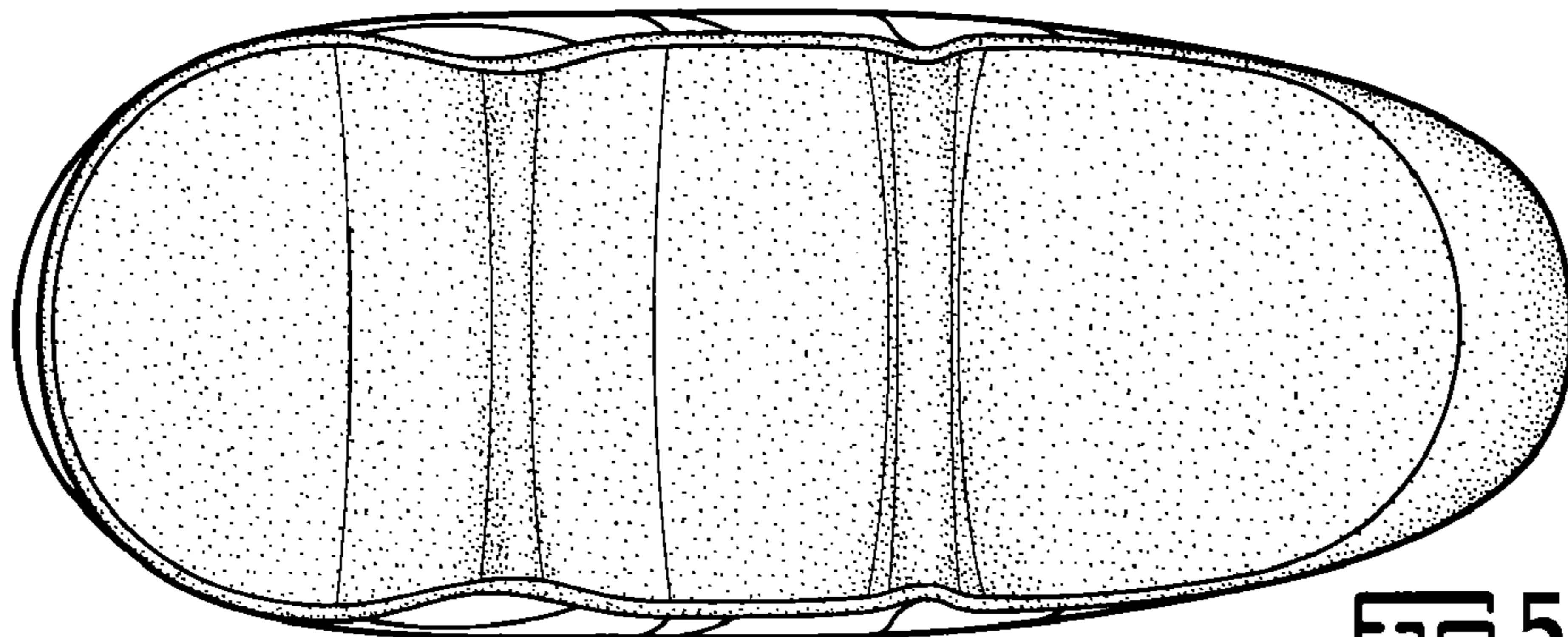


FIG. 5

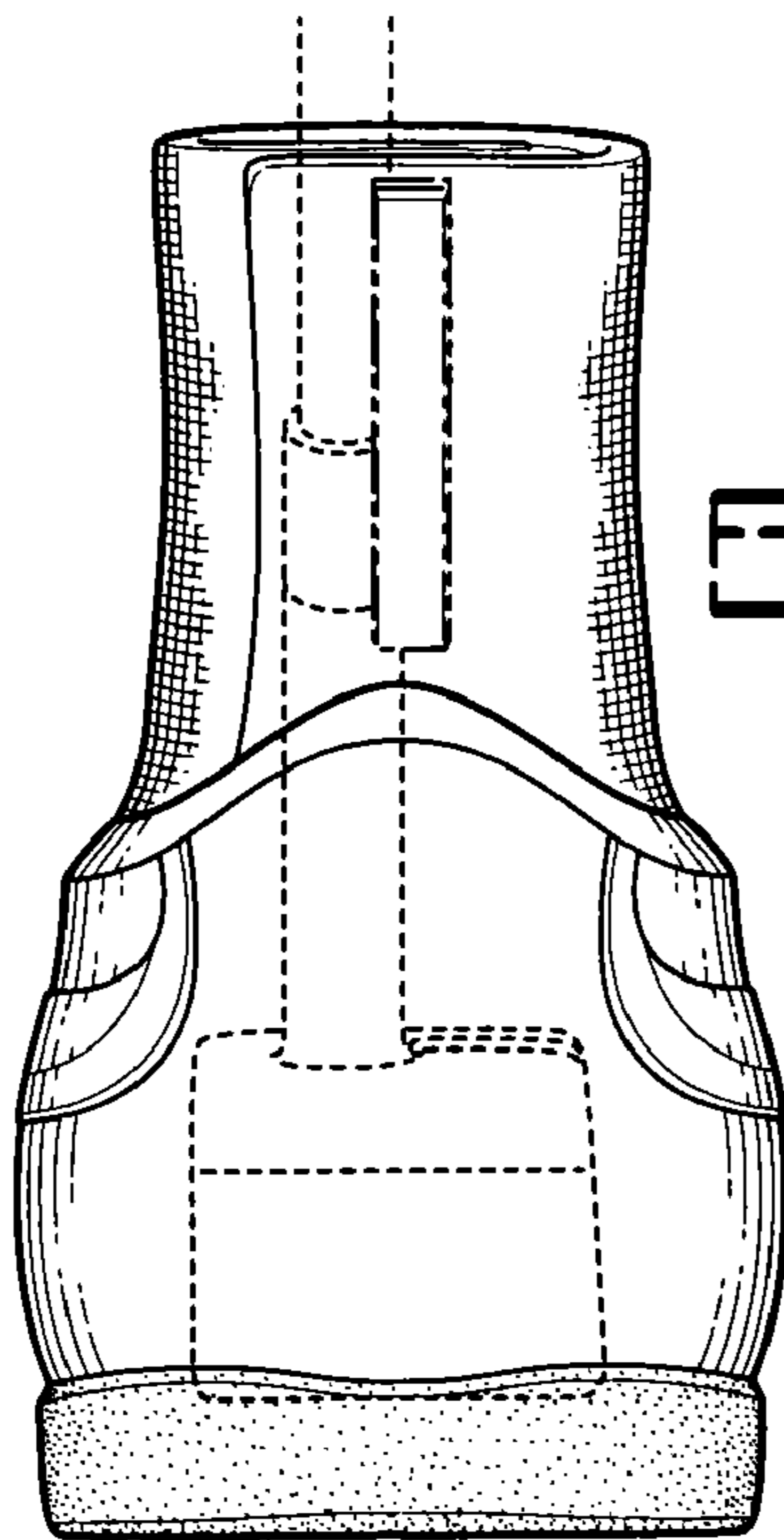


FIG. 3

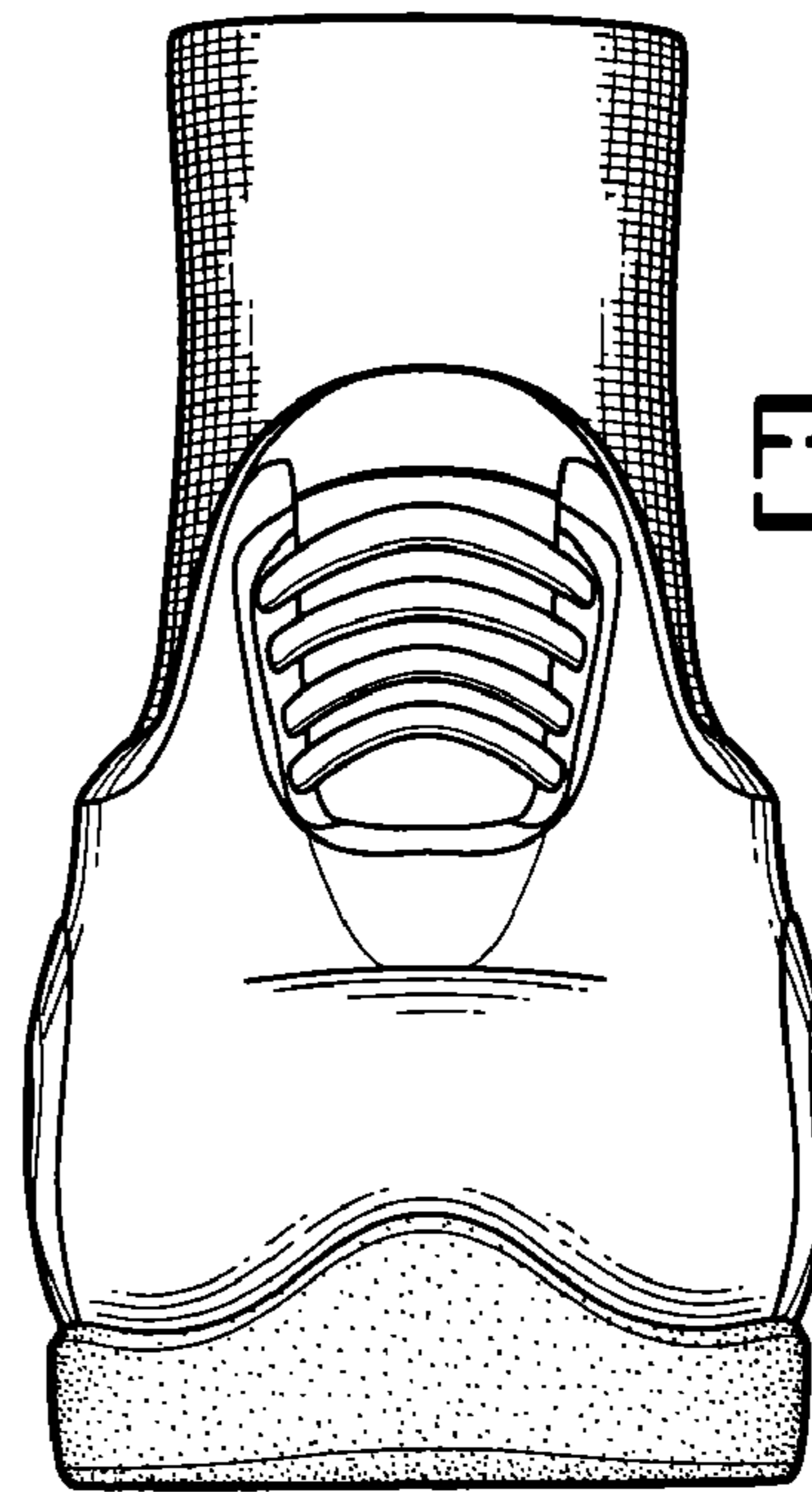


FIG. 4

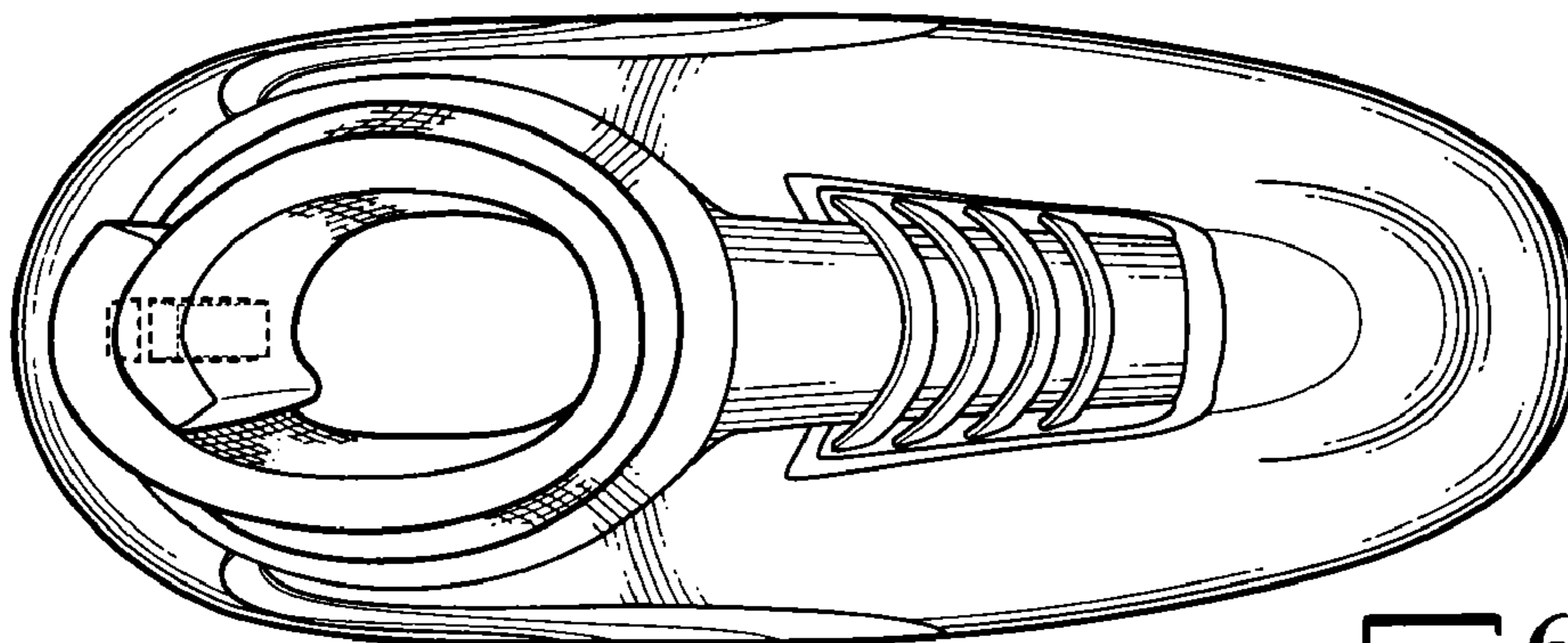


FIG. 6