

US00D661352S

(12) **United States Design Patent**
Lira-Nunez et al.

(10) **Patent No.:** **US D661,352 S**
(45) **Date of Patent:** **** *Jun. 5, 2012**

(54) **WRITING INSTRUMENT**

(75) Inventors: **Carmen Lira-Nunez**, Downers Grove, IL (US); **Matthew Gerules**, Chicago, IL (US)

(73) Assignee: **Sanford, L.P.**, Oak Brook, IL (US)

(*) Notice: This patent is subject to a terminal disclaimer.

(**) Term: **14 Years**

(21) Appl. No.: **29/397,260**

(22) Filed: **Jul. 13, 2011**

Related U.S. Application Data

(62) Division of application No. 29/359,415, filed on Apr. 9, 2010, now Pat. No. Des. 641,783.

(51) **LOC (9) Cl.** **19-06**

(52) **U.S. Cl.** **D19/57**

(58) **Field of Classification Search** D19/35,
D19/36, 41-51, 54-58; D14/411, 431; 24/11 R,
24/11 F, 11 P; 401/52, 99, 100, 104-109,
401/192, 195, 196

See application file for complete search history.

(56) **References Cited**

U.S. PATENT DOCUMENTS

D142,390 S	9/1945	Olson et al.	
D146,215 S	1/1947	Florman	
2,473,689 A	6/1949	Colstad	
D221,265 S *	7/1971	Wakai	D19/47
D330,389 S	10/1992	Katami et al.	
D331,940 S *	12/1992	Shirai et al.	D19/51
D340,476 S	10/1993	Hinomori	
D345,759 S *	4/1994	Poisson	D19/57
D355,442 S *	2/1995	Chuang	D19/53

D366,498 S	1/1996	Abe et al.	
D366,902 S *	2/1996	Takahashi	D19/51
D436,127 S	1/2001	Hung	
D442,992 S *	5/2001	Chevalier	D19/48
D452,271 S	12/2001	Owen et al.	
D456,041 S	4/2002	Cooper et al.	
D461,500 S	8/2002	Cooper et al.	

(Continued)

OTHER PUBLICATIONS

U.S. Appl. No. 12/266,680, Rennecker et al.

(Continued)

Primary Examiner — Elizabeth Albert

(74) *Attorney, Agent, or Firm* — Marshall, Gerstein & Borun LLP

(57) **CLAIM**

The ornamental design for a writing instrument, as shown and described.

DESCRIPTION

FIG. 1 is a perspective view showing our new design for a writing instrument;

FIG. 2 is a front view of the writing instrument of FIG. 1;

FIG. 3 is a right side view of the writing instrument of FIG. 1;

FIG. 4 is a left side view of the writing instrument of FIG. 1;

FIG. 5 is a back view of the writing instrument of FIG. 1;

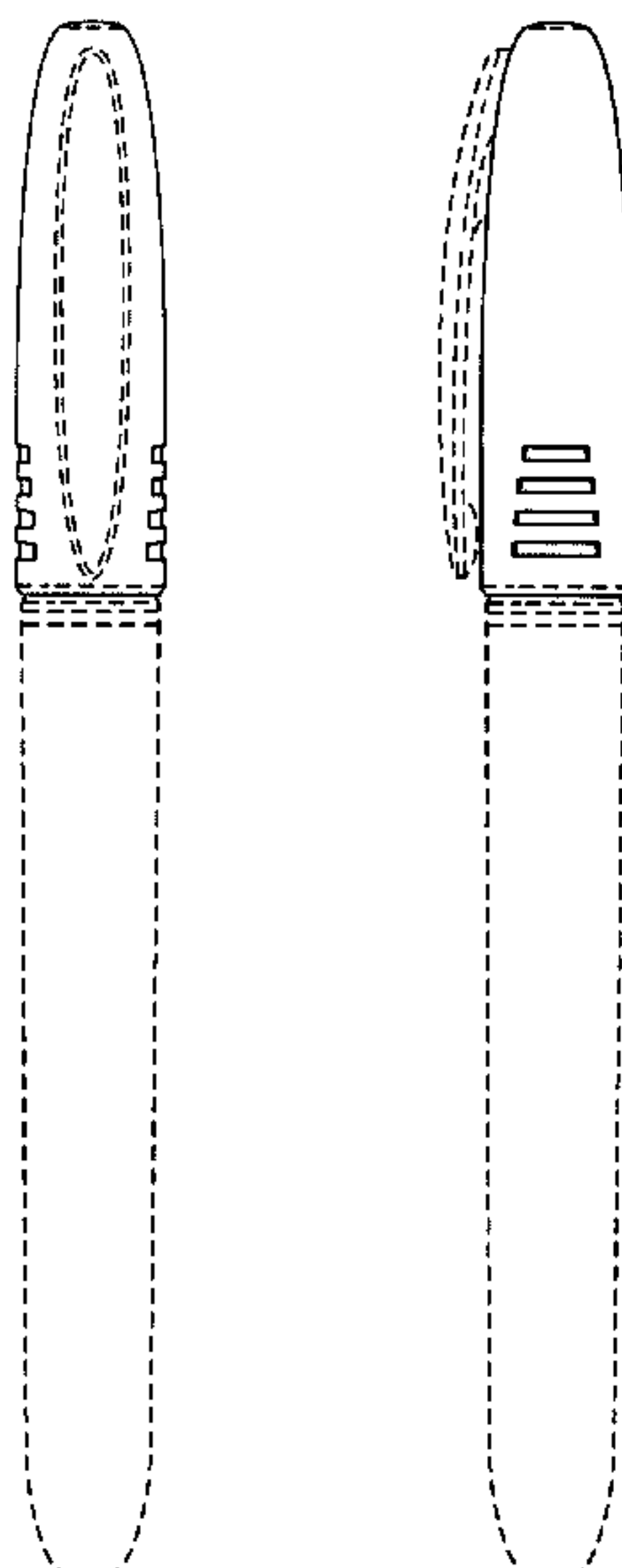
FIG. 6 is a top plan view of the writing instrument of FIG. 1;

and,

FIG. 7 is a bottom plan view of the writing instrument of FIG. 1.

The broken lines showing the writing instrument body, the clip, and the lines on the cap and the writing instrument body are included for the purpose of showing portions of the writing instrument that form no part of the claimed design.

1 Claim, 4 Drawing Sheets



US D661,352 S

Page 2

U.S. PATENT DOCUMENTS

D480,421 S 10/2003 Hui
 D483,067 S 12/2003 Takanashi
 D484,186 S * 12/2003 Monti D19/43
 D484,190 S 12/2003 Cooper et al.
 D484,538 S 12/2003 Daida et al.
 D490,464 S * 5/2004 Andrews et al. D19/43
 D496,961 S 10/2004 Daida
 D497,949 S 11/2004 Furlong et al.
 D497,952 S 11/2004 Bain
 D499,138 S 11/2004 Banderet
 D516,625 S 3/2006 Bertheaux
 7,018,122 B2 3/2006 Kwan et al.
 D530,746 S 10/2006 Gerules
 D533,225 S 12/2006 Gerules
 D540,381 S 4/2007 Qiu
 D547,375 S 7/2007 Gerules
 D553,190 S 10/2007 Qiu
 D553,683 S 10/2007 Gerules et al.
 D555,198 S 11/2007 Gerules et al.
 7,322,766 B2 1/2008 Erlebacher et al.
 D562,892 S * 2/2008 Qiu et al. D19/48
 D564,586 S 3/2008 Kwok
 D566,174 S 4/2008 Silverstein
 D566,766 S 4/2008 Silverstein
 7,350,996 B2 4/2008 Bielecki et al.
 D569,431 S 5/2008 Qiu et al.
 D572,760 S 7/2008 Ma
 D577,066 S 9/2008 Zhao et al.
 D584,771 S 1/2009 Gerules et al.
 7,488,130 B2 2/2009 Dylkiewicz et al.
 D590,879 S * 4/2009 Yu et al. D19/48
 D599,404 S 9/2009 Hung
 D602,088 S 10/2009 Ma
 D603,451 S 11/2009 Gerules
 D604,363 S 11/2009 Sunich et al.

D607,512 S * 1/2010 Qiu et al. D19/48
 D610,196 S 2/2010 Pearson
 D613,335 S 4/2010 Gerules
 D618,724 S 6/2010 Gerules et al.
 D626,216 S 10/2010 Tyce
 7,806,616 B2 10/2010 Greenberg
 7,850,382 B2 12/2010 Hayes et al.
 D641,782 S * 7/2011 Lira-Nunez et al. D19/48
 D641,784 S * 7/2011 Lira-Nunez et al. D19/48
 D641,785 S * 7/2011 Lira-Nunez et al. D19/48
 2006/0165470 A1 7/2006 Gerules et al.
 2008/0075524 A1 3/2008 Erlebacher et al.
 2008/0175648 A1 7/2008 Hayes et al.
 2008/0196620 A1 8/2008 Wang et al.
 2009/0142124 A1 6/2009 Dylkiewicz et al.
 2009/0245919 A1 10/2009 Rennecker et al.
 2010/0063186 A1 3/2010 Onyenemezu et al.

OTHER PUBLICATIONS

U.S. Appl. No. 12/363,480, Challman et al.
 U.S. Appl. No. 29/334,320, Gerules.
 U.S. Appl. No. 29/342,748, Gerules.
 U.S. Appl. No. 29/342,750, Gerules.
 U.S. Appl. No. 29/350,595, Gerules.
 Photographs of Sharpie Ultra Fine Retractable markers publicly available before Apr. 9, 2010.
 Photograph of Sharpie Fine Point marker publicly available before Apr. 9, 2010.
 Photograph of Sharpie Extra Fine Point marker publicly available before Apr. 9, 2010.
 Photograph of Sharpie Ultra Fine Point marker publicly available before Apr. 9, 2010.

* cited by examiner

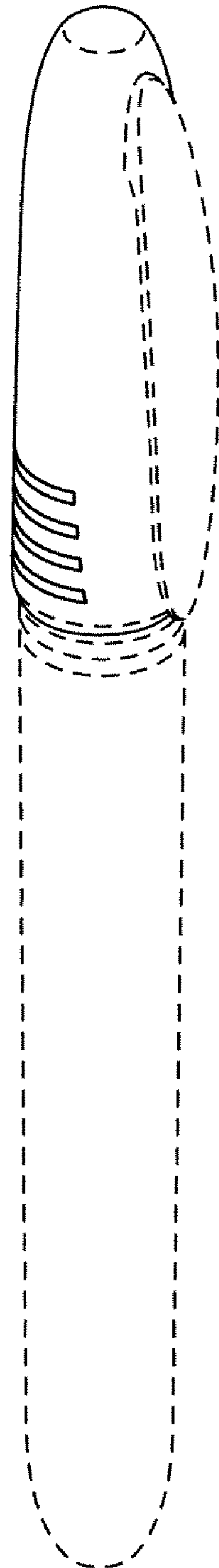


FIG. 1




FIG. 2




FIG. 3




FIG. 4




FIG. 5

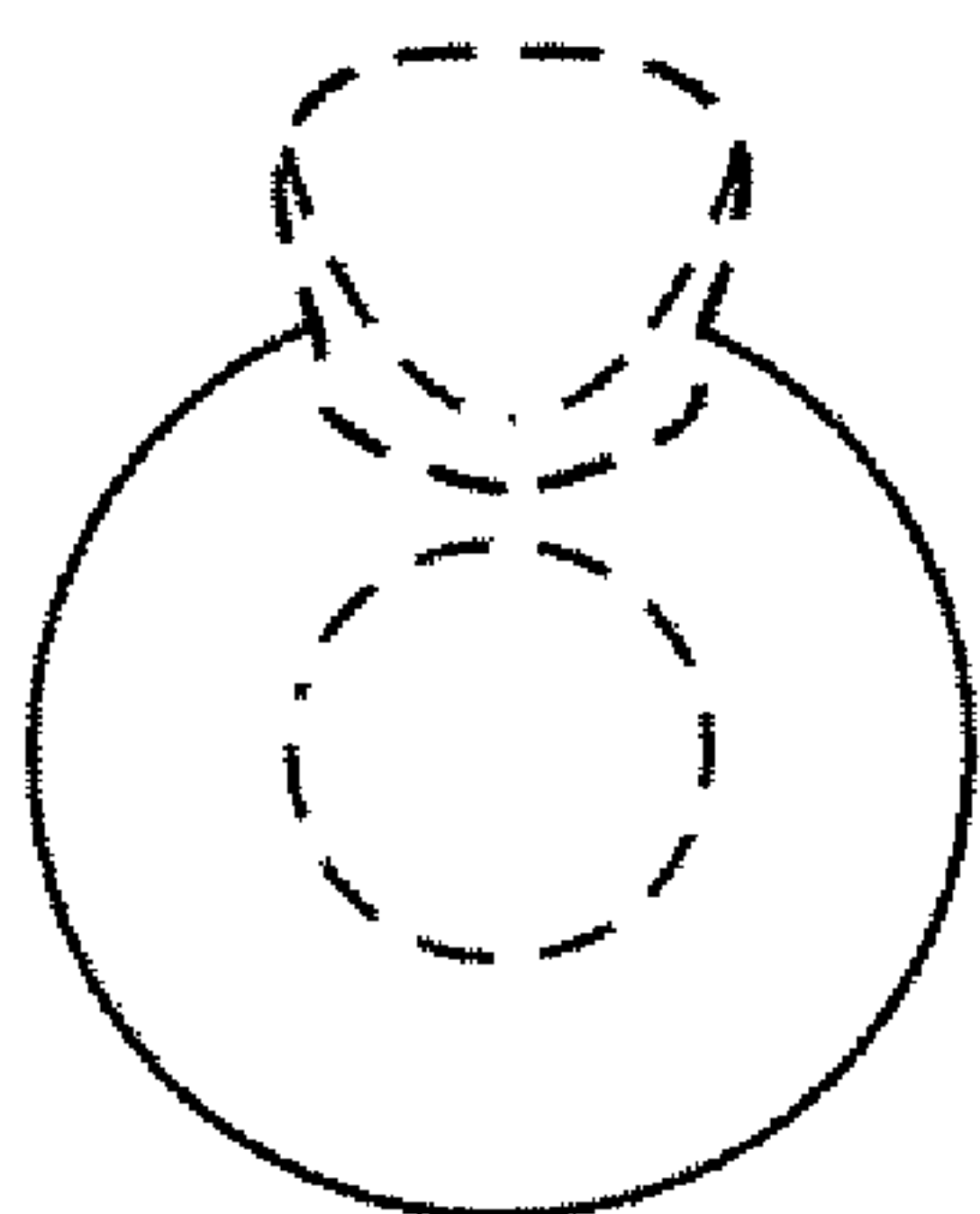


FIG. 6

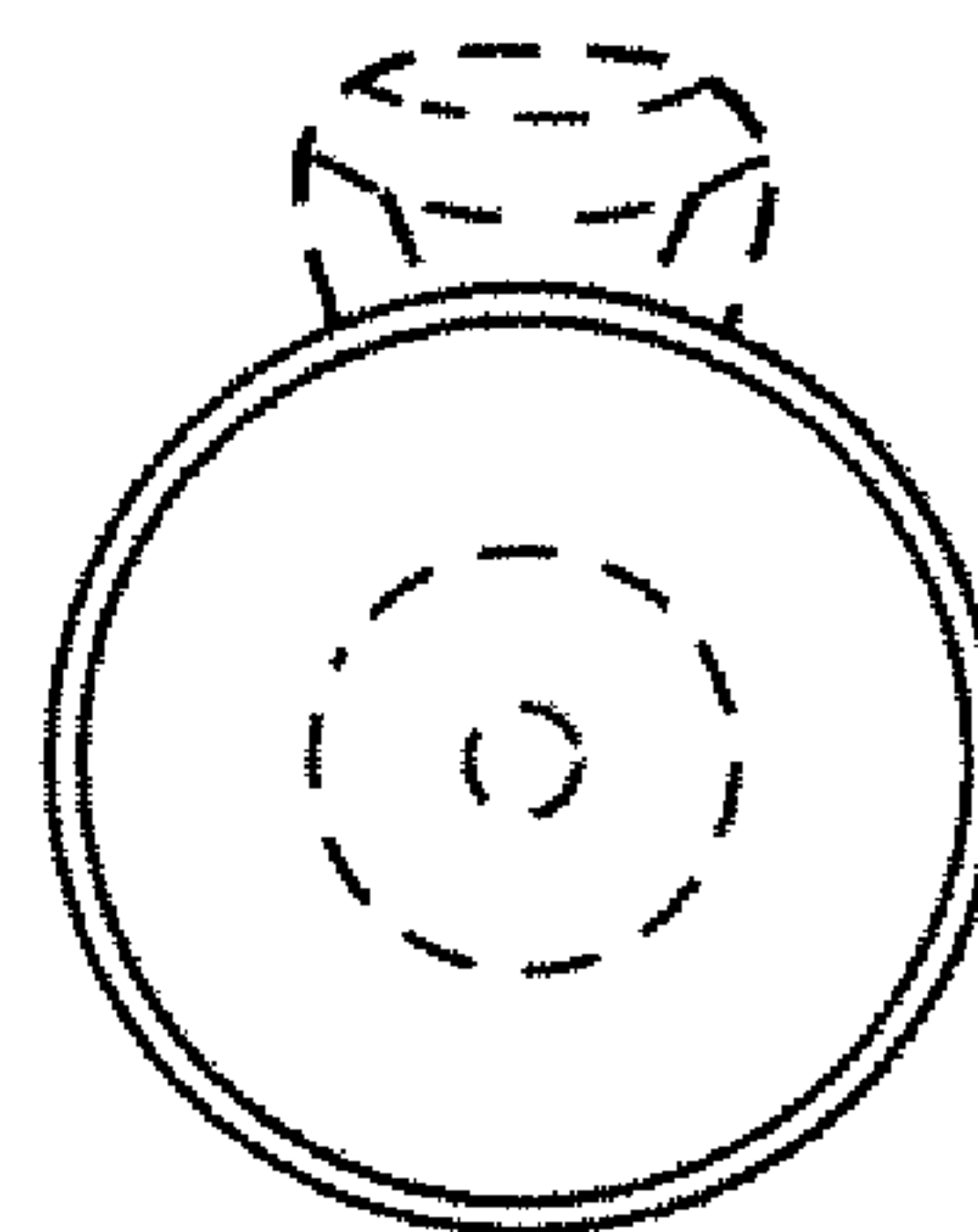


FIG. 7