



US00D661351S

(12) **United States Design Patent**
Carrero-Schmidt

(10) **Patent No.:** **US D661,351 S**

(45) **Date of Patent:** **** Jun. 5, 2012**

(54) **BOOKMARK WITH CLIP AND CHARM**

(76) Inventor: **Felice Carrero-Schmidt**, Toms River,
NJ (US)

(**) Term: **14 Years**

(21) Appl. No.: **29/382,999**

(22) Filed: **Jan. 11, 2011**

(51) **LOC (9) Cl.** **19-99**

(52) **U.S. Cl.** **D19/34**

(58) **Field of Classification Search** D19/34,
D19/1, 2, 26-33, 65, 81, 91; 116/234-240;
281/30, 42, 45, 92; 24/67 R, 67.9; 40/124.01,
40/124.08, 124.09; D11/78.1, 223; D9/600;
206/214, 224, 271
See application file for complete search history.

5,103,758	A *	4/1992	Clark	116/237
5,244,232	A *	9/1993	Dulberger	281/42
D453,185	S *	1/2002	Kehrlein	D19/34
6,334,403	B1 *	1/2002	Burns	116/234
D517,120	S *	3/2006	Scott	D19/34
D579,976	S *	11/2008	Lorenzati	D19/34
7,562,636	B2 *	7/2009	Regala	116/239
D624,587	S *	9/2010	Robbins	D19/34
D624,588	S *	9/2010	Robbins	D19/34
D624,589	S *	9/2010	Robbins	D19/34
D624,590	S *	9/2010	Robbins	D19/34
D629,844	S *	12/2010	Robbins	D19/34
D629,845	S *	12/2010	Robbins	D19/34
D632,331	S *	2/2011	Robbins	D19/34
D634,363	S *	3/2011	Robbins	D19/34

* cited by examiner

Primary Examiner — T. Chase Nelson

Assistant Examiner — Kathleen M Sims

(74) *Attorney, Agent, or Firm* — Arthur M. Peslak; Gertner,
Mandel & Peslak, LLC

(56) **References Cited**

U.S. PATENT DOCUMENTS

229,626	A *	7/1880	McCalmont	116/237
922,110	A *	5/1909	Eberle	116/238
1,898,429	A *	2/1933	Domenego	116/238
D111,589	S *	10/1938	Rabbin	D19/34
D111,781	S *	10/1938	Brennan	D19/34
2,543,182	A *	2/1951	Lang	116/235
D190,556	S *	6/1961	Heathman	D19/34
D211,074	S *	5/1968	Margeson	D19/34
4,072,407	A *	2/1978	Zeisky	359/813
D271,888	S *	12/1983	Dolas	D19/34
4,505,219	A *	3/1985	Mangano	116/234

(57) **CLAIM**

The ornamental design for a bookmark with clip and charm,
as shown and described.

DESCRIPTION

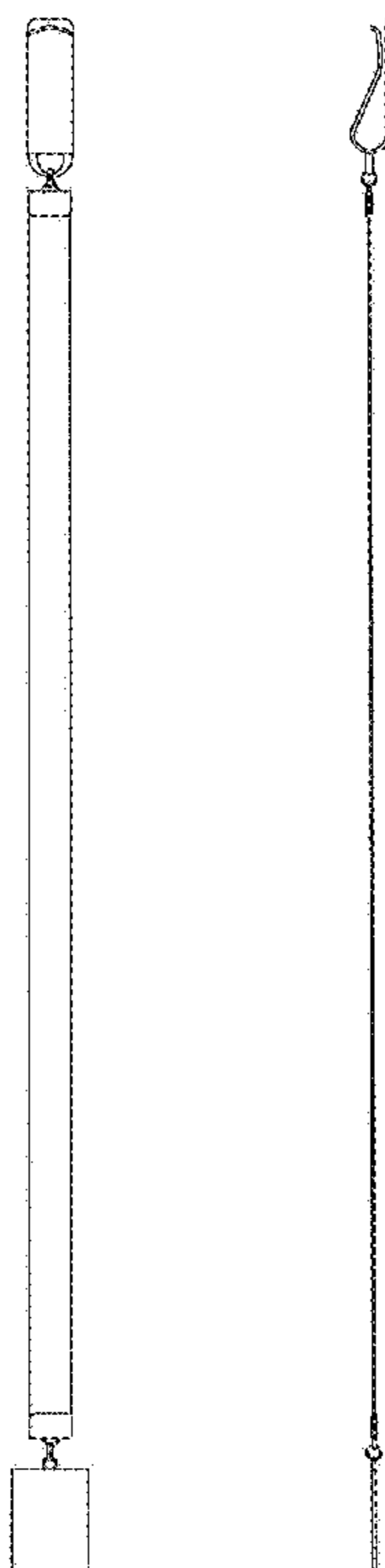
FIG. 1 is a front elevation view of a bookmark with clip and
charm showing my new design.

FIG. 2 is a side elevation view thereof.

FIG. 3 is a top plan view thereof; and,

FIG. 4 is a bottom plan view thereof.

1 Claim, 2 Drawing Sheets



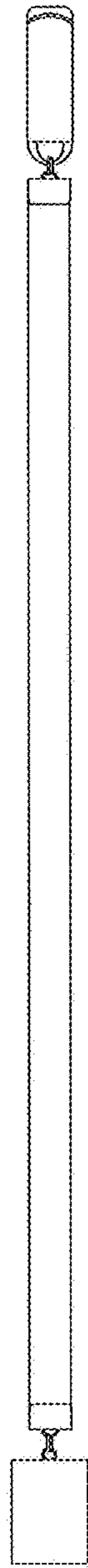


FIGURE 1




FIGURE 2




FIGURE 3

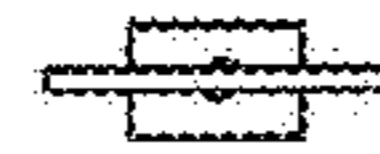


FIGURE 4