



US00D661341S

(12) **United States Design Patent**
Baron et al.

(10) **Patent No.:** **US D661,341 S**
(45) **Date of Patent:** **** Jun. 5, 2012**

(54) **STRING STRETCHING TOOL**

(76) Inventors: **Duane E. Baron**, Ventura, CA (US);
Robert W. MacNair, II, Ventura, CA
(US); **Jamie S. Letourneau**, Sarnia (CA)

(**) Term: **14 Years**

(21) Appl. No.: **29/349,653**

(22) Filed: **Apr. 20, 2010**

(51) **LOC (9) Cl.** **17-03**

(52) **U.S. Cl.** **D17/20**

(58) **Field of Classification Search** D17/14,
D17/20, 21, 99; 84/453, 454, 455, 457, 459;
D8/40, 107, 499, 104

See application file for complete search history.

(56) **References Cited**

U.S. PATENT DOCUMENTS

881,269	A *	3/1908	Van Houten	84/454
2,440,485	A *	4/1948	Ranseen	81/3.56
3,183,761	A *	5/1965	Van Ooyen	84/455
D226,410	S *	2/1973	Bryson	D7/649
4,197,780	A *	4/1980	Smith	84/458
D412,098	S *	7/1999	Godt	D8/107
6,107,556	A *	8/2000	Gilliam	84/454
D514,421	S *	2/2006	Mineau et al.	D8/107
7,060,884	B2 *	6/2006	Bryson	84/455

* cited by examiner

Primary Examiner — Ian Simmons

Assistant Examiner — Carissa C Fitts

(74) *Attorney, Agent, or Firm* — G. Donald Weber, Jr.

(57) **CLAIM**

The ornamental design for a string stretching tool, as shown and described.

DESCRIPTION

FIG. 1 is a top oblique view of the top of the string stretching tool of the instant invention.

FIG. 2 is a bottom oblique view from the bottom of the string stretching tool of the instant invention.

FIG. 3 is one side view of the string stretching tool of the instant invention.

FIG. 4 is the opposite side view of the string stretching tool of the instant invention.

FIG. 5 is the front view of the string stretching tool of the instant invention.

FIG. 6 is the rear view of the string stretching tool of the instant invention.

FIG. 7 is the top view of the string stretching tool of the instant invention; and,

FIG. 8 is the bottom view of the string stretching tool of the instant invention.

1 Claim, 3 Drawing Sheets

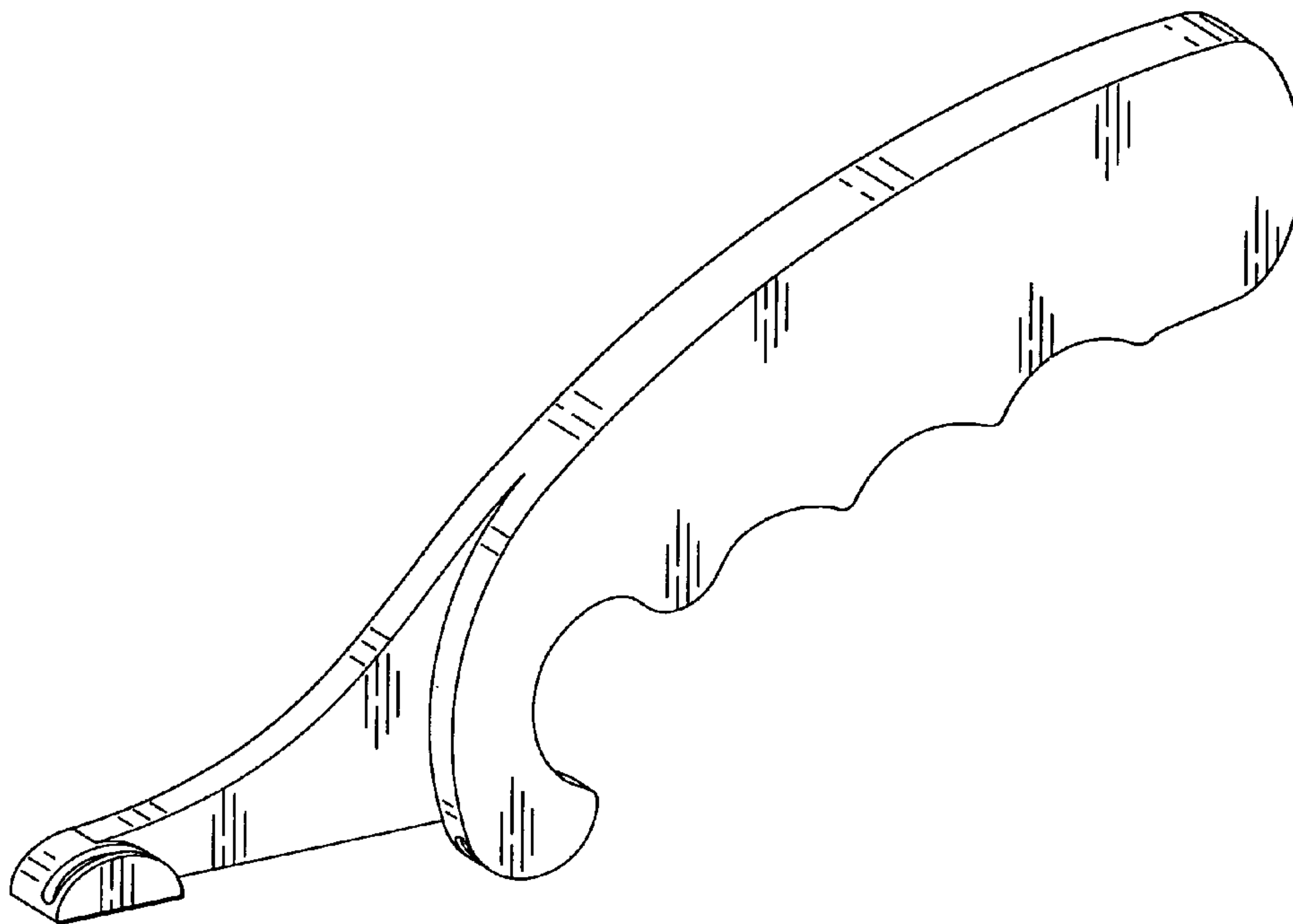


Fig. 1

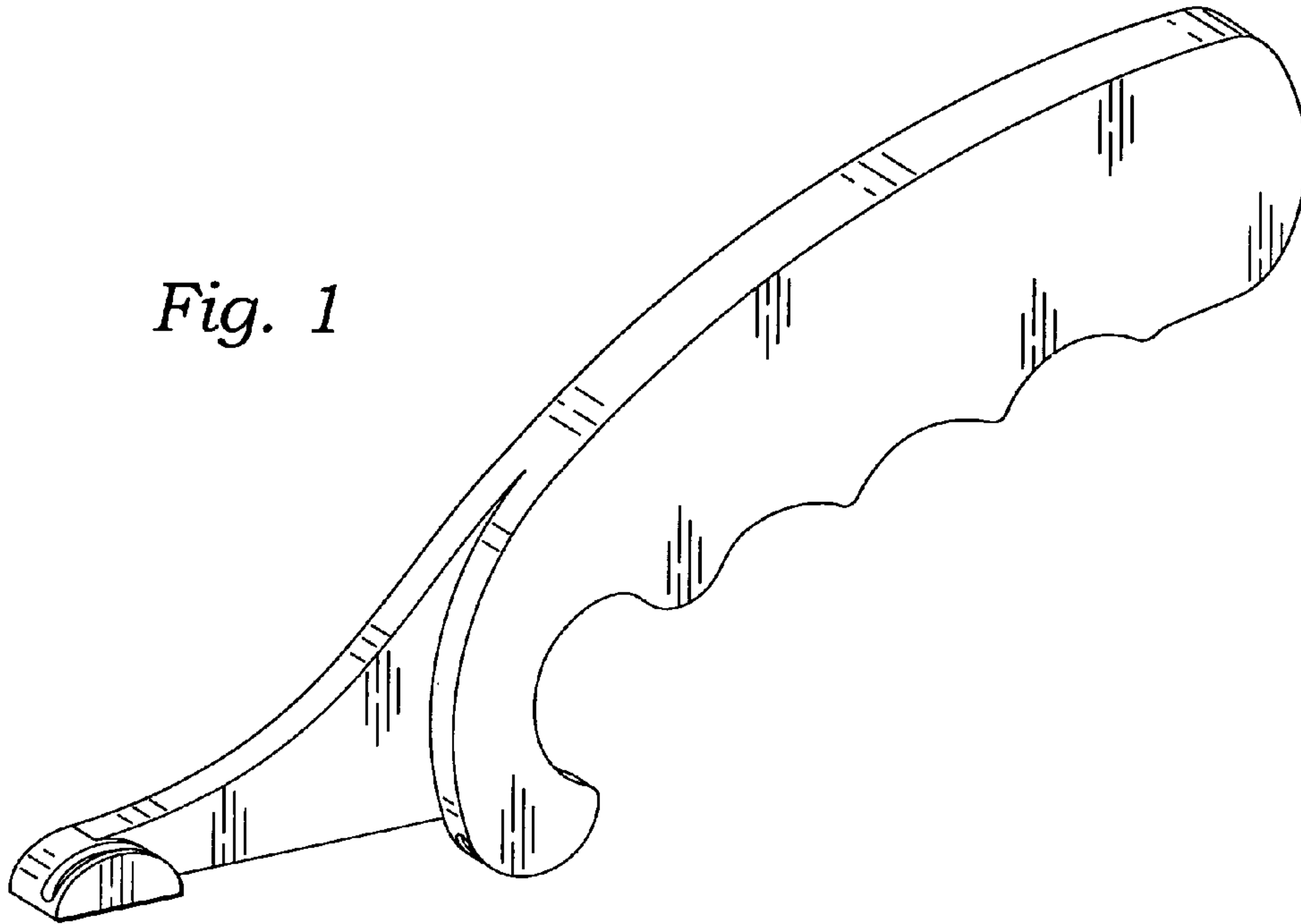


Fig. 2

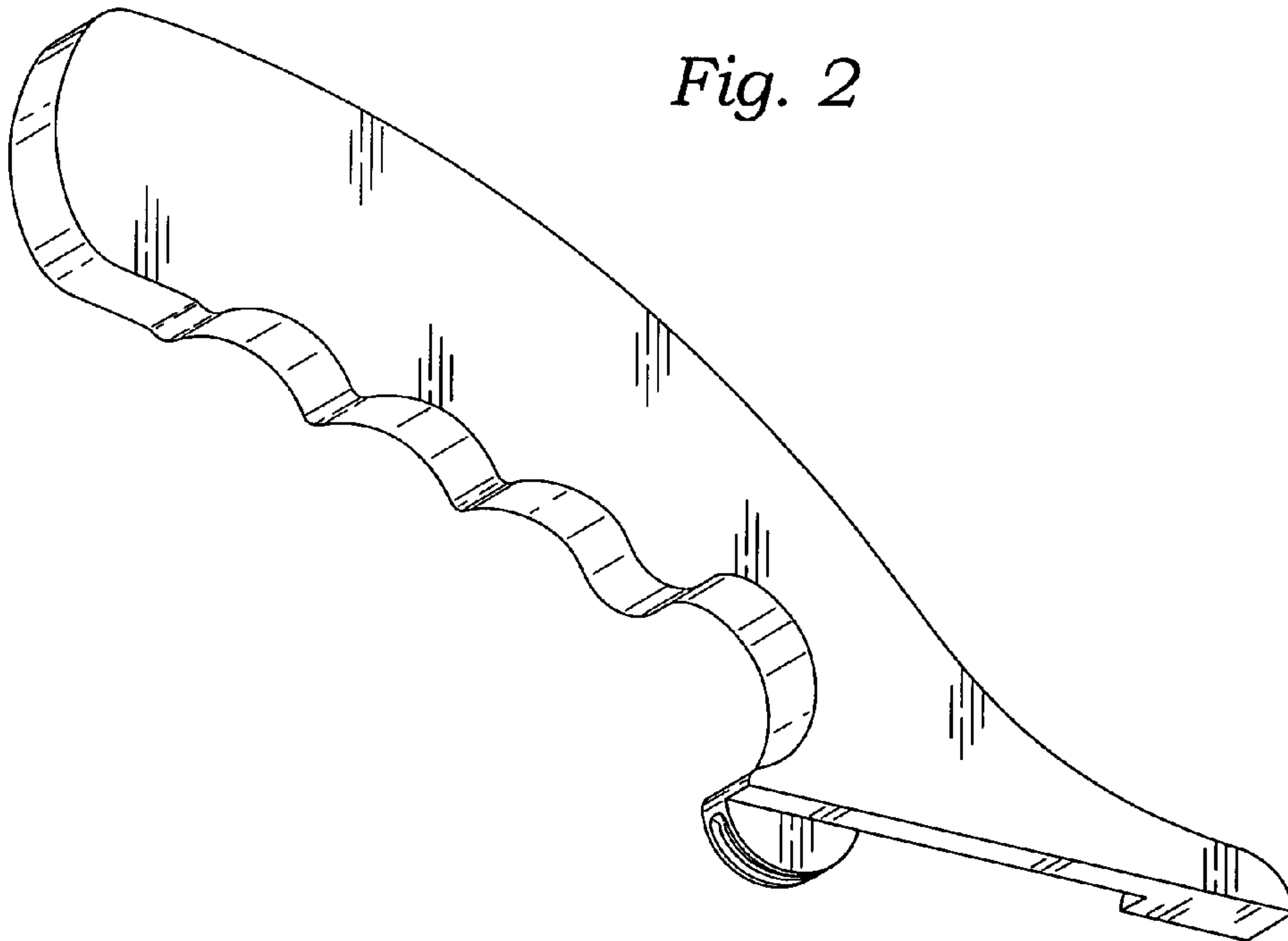


Fig. 3

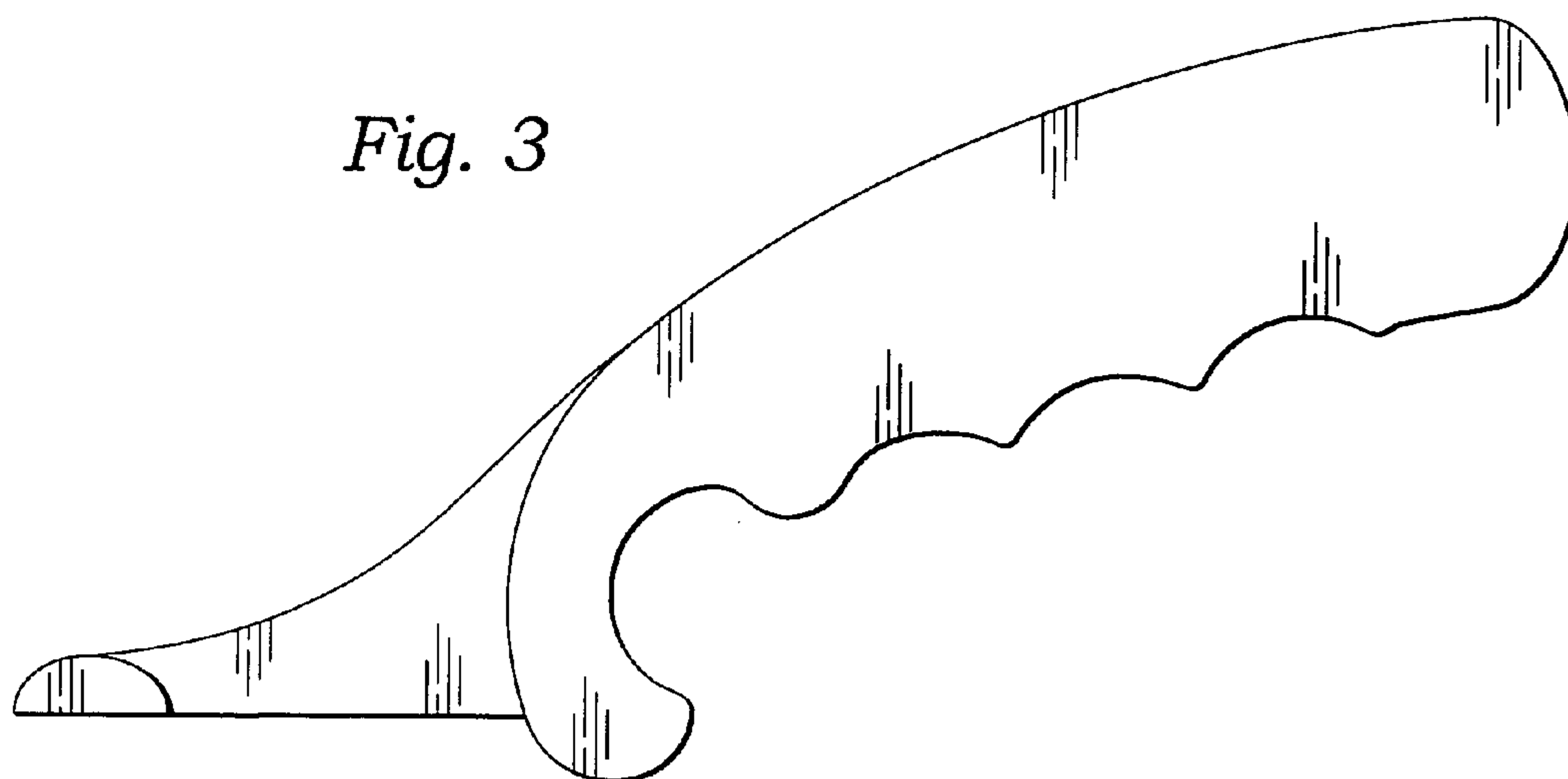


Fig. 4

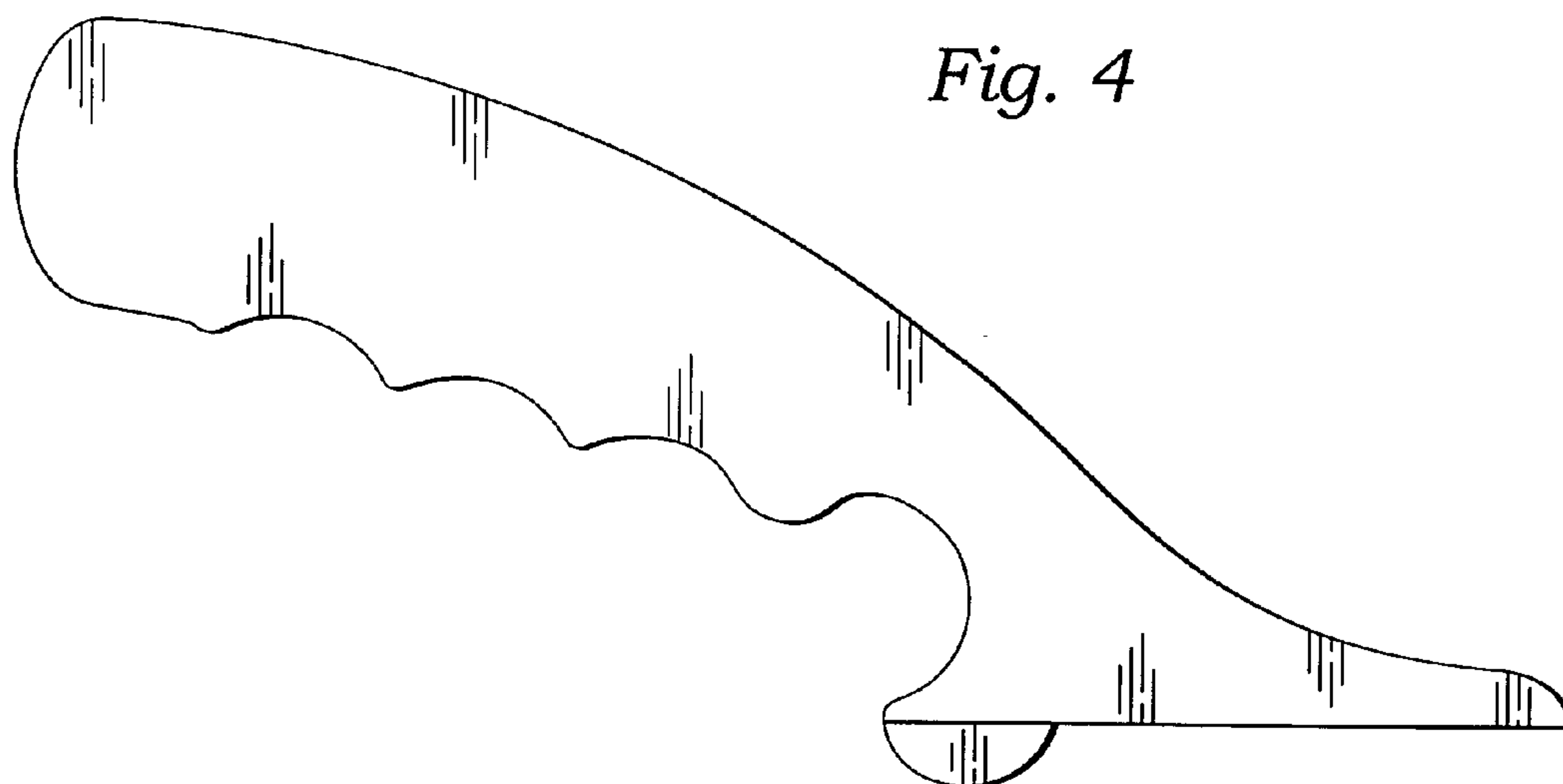


Fig. 5

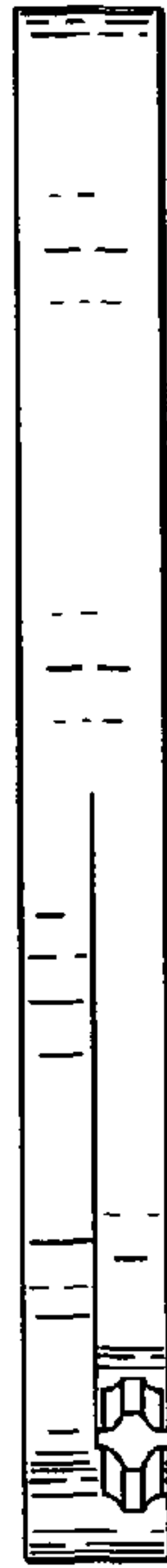


Fig. 6



Fig. 7



Fig. 8

