



US00D661237S

(12) **United States Design Patent**
Chan

(10) **Patent No.:** **US D661,237 S**

(45) **Date of Patent:** **** Jun. 5, 2012**

(54) **VEHICLE WHEEL**

(75) Inventor: **Albert Tam-san Chan**, Kowloon (HK)

(73) Assignee: **MCW Limited**, Hong Kong (HK)

(**) Term: **14 Years**

(21) Appl. No.: **29/394,129**

(22) Filed: **Jun. 13, 2011**

(30) **Foreign Application Priority Data**

Dec. 14, 2010 (CN) 2010 3 0704036

(51) **LOC (9) Cl.** **12-16**

(52) **U.S. Cl.** **D12/209**

(58) **Field of Classification Search** D12/204-213;
301/37.101, 64.101, 65, 64.201
See application file for complete search history.

(56) **References Cited**

U.S. PATENT DOCUMENTS

- D416,847 S * 11/1999 Couzyn et al. D12/209
- D451,874 S * 12/2001 Donikoglu D12/209
- D466,463 S * 12/2002 Hodges D12/209
- D501,439 S * 2/2005 Chiu D12/209

* cited by examiner

Primary Examiner — Stacia Cadmus

(74) *Attorney, Agent, or Firm* — Law Office of Sergei Orel, LLC

(57) **CLAIM**

I claim the ornamental design for a vehicle wheel, as shown and described.

DESCRIPTION

FIG. 1 is a top view of the vehicle wheel showing my new design;

FIG. 2 is a front view thereof;

FIG. 3 is a rear view thereof;

FIG. 4 is a bottom view thereof;

FIG. 5 is a side view thereof;

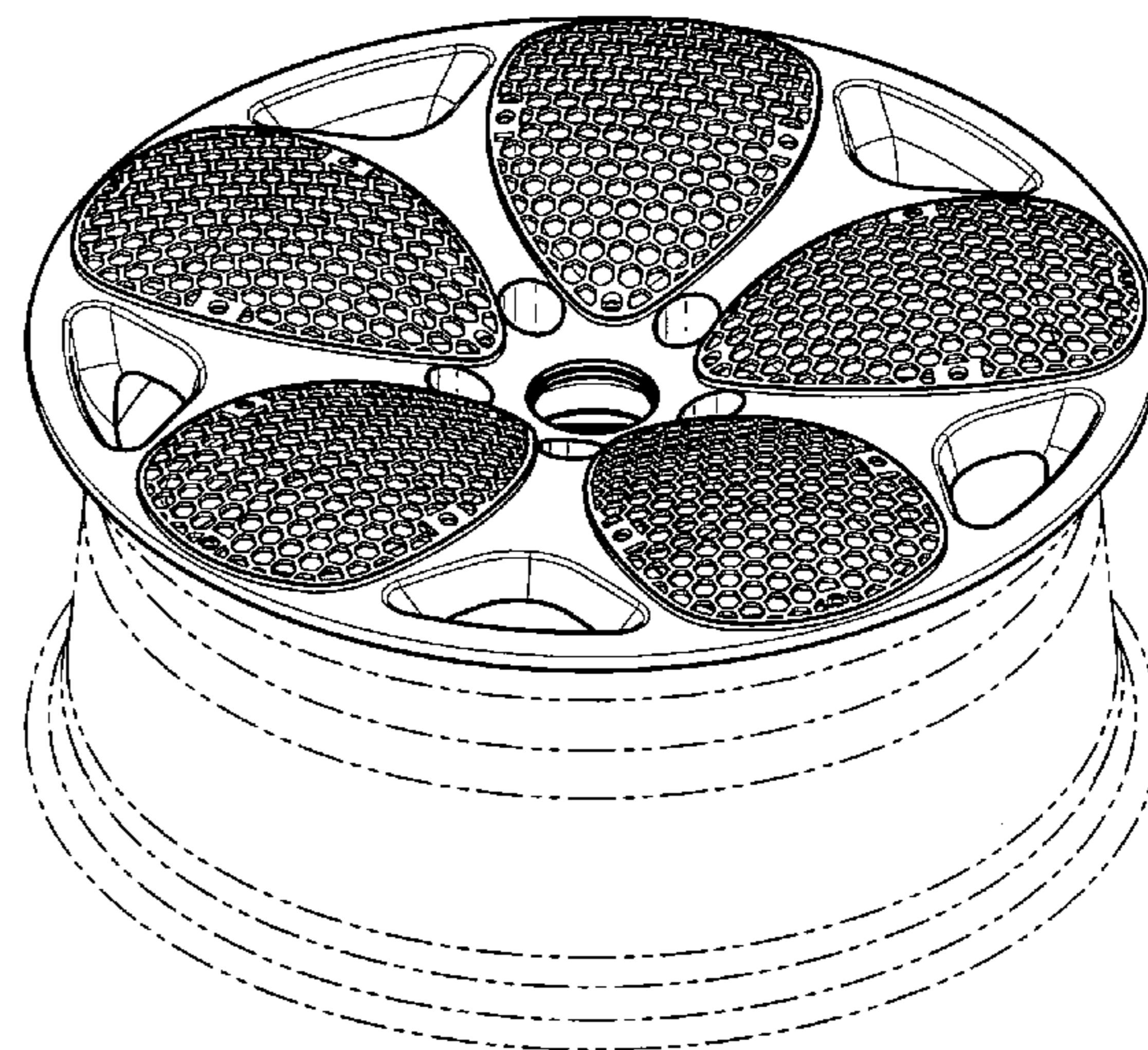

FIG. 6 is an opposite side view thereof;

FIG. 7 is a front perspective view thereof; and,

FIG. 8 is a rear perspective view thereof.

The broken line showing of the rim is included for the purpose of illustrating environment and forms no part of the claimed design.

1 Claim, 5 Drawing Sheets






Fig. 1




Fig. 2




Fig.3




Fig.4




Fig.5




Fig.6

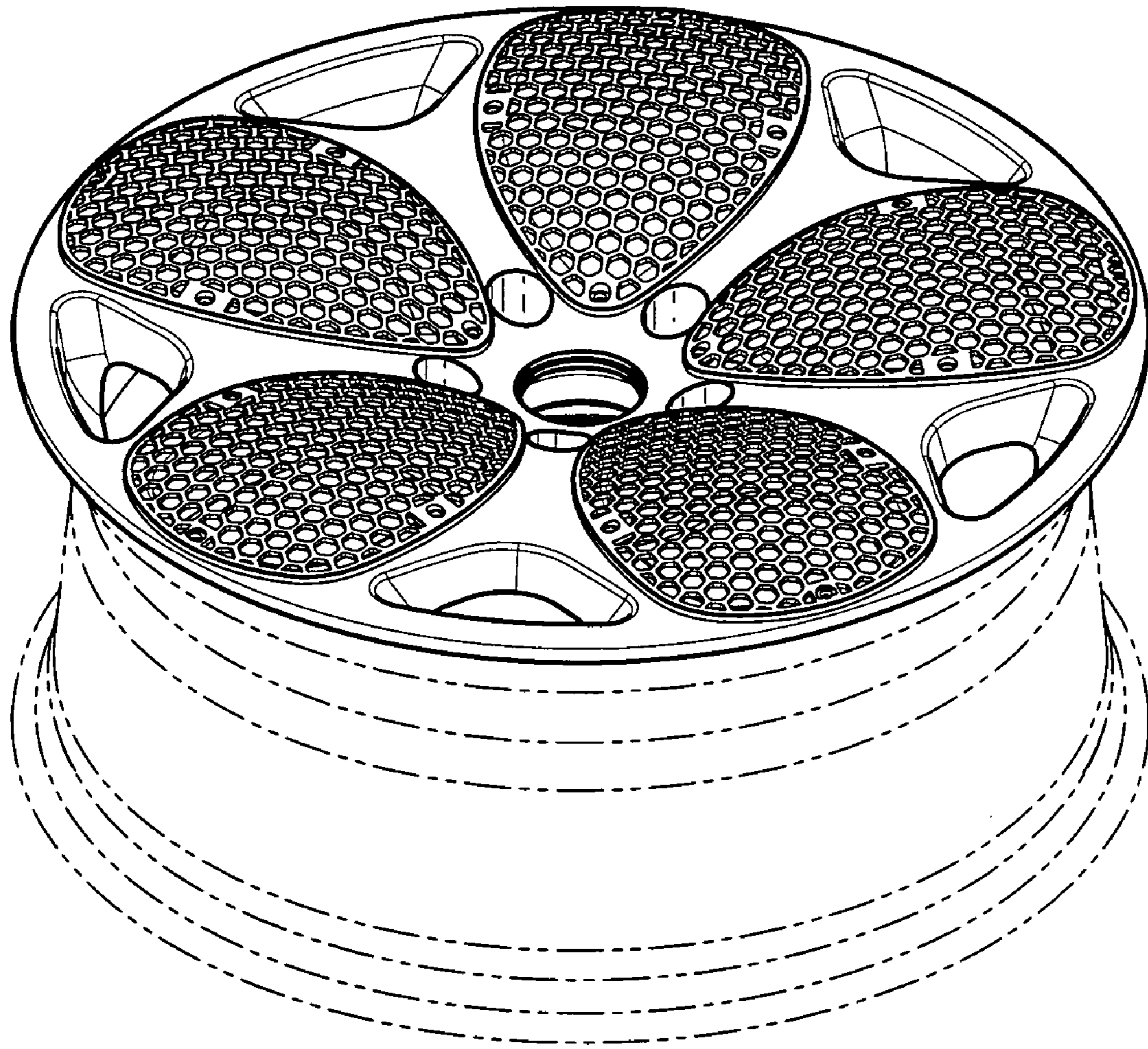


Fig.7

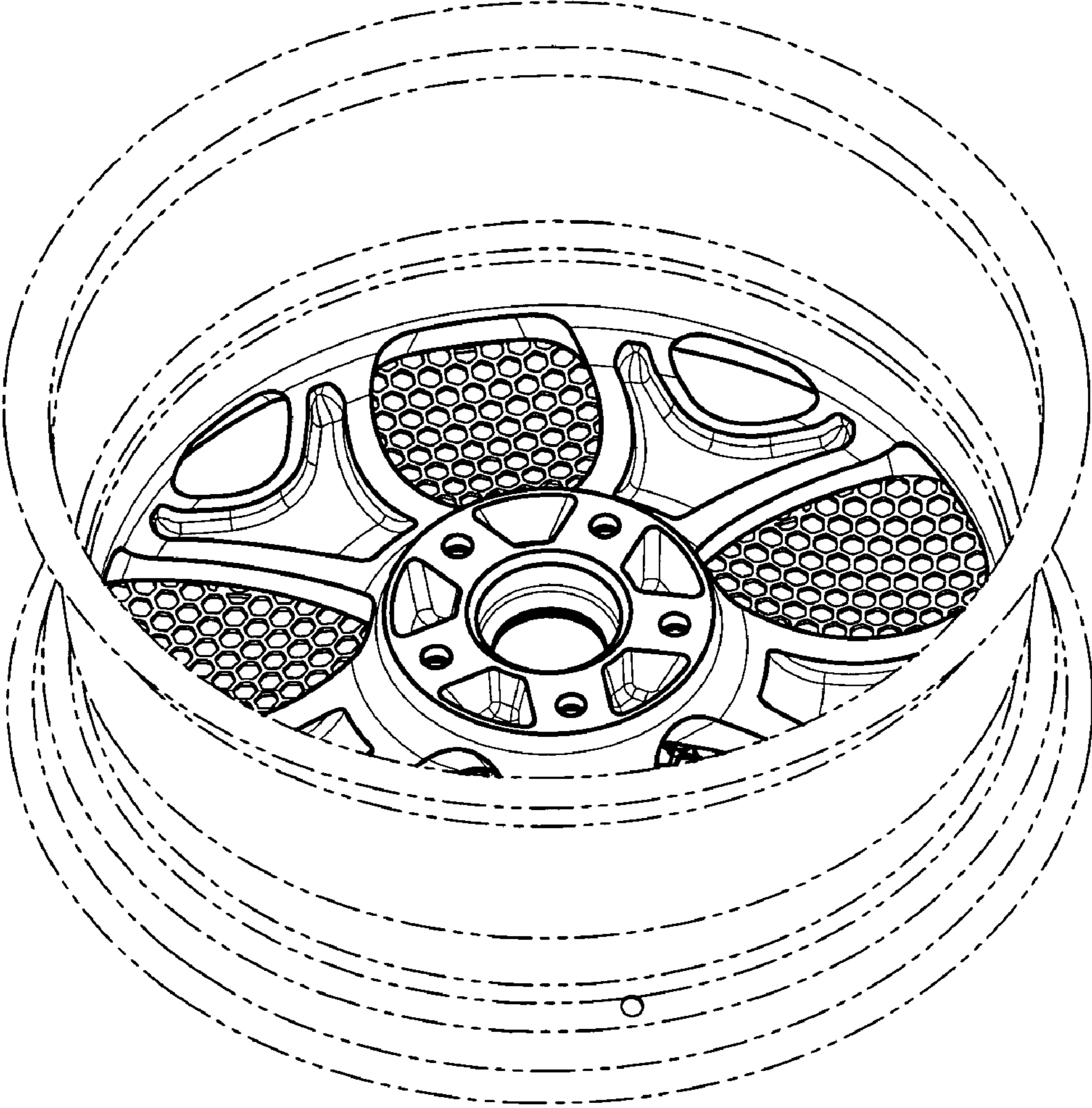


Fig.8