



US00D661218S

(12) **United States Design Patent**
Papadimitriou

(10) **Patent No.:** **US D661,218 S**

(45) **Date of Patent:** **** Jun. 5, 2012**

- (54) **RING**
- (75) Inventor: **Costantino Papadimitriou**, Milan (IT)
- (73) Assignee: **De Beers Centenary AG**, Lucerne (CH)
- (**) Term: **14 Years**
- (21) Appl. No.: **29/405,837**
- (22) Filed: **Nov. 7, 2011**
- (51) **LOC (9) Cl.** **11-01**
- (52) **U.S. Cl.** **D11/34**
- (58) **Field of Classification Search** D11/79-85,
D11/89-91, 40-48, 1-8, 26-39; 63/26-28,
63/12-14, 3, 3.1, 3.2, 15, 15.1-15.4, 15.45,
63/15.5, 15.6, 15.65, 15.7
See application file for complete search history.

(56) **References Cited**

U.S. PATENT DOCUMENTS

300,680	A	6/1884	Beyerle	
1,656,807	A *	1/1928	Zindel	63/15
D88,561	S	12/1932	Levi	
D140,548	S *	3/1945	Klein	D11/26
D149,709	S *	5/1948	Untermeyer	D11/34
D154,859	S	8/1949	Roberts	
D155,167	S *	9/1949	Kerchner	D11/34
D156,452	S	12/1949	Moulson	
D176,268	S *	12/1955	Katz	D11/34
D177,988	S	6/1956	Katz	
D186,183	S	9/1959	Guertin et al.	
D237,732	S	11/1975	Roberts	
D244,589	S	6/1977	Rosenfeld	
D254,537	S *	3/1980	Abelson	D11/34
D256,003	S	7/1980	Barr	
D257,021	S *	9/1980	Barr	D11/34

D267,481 S * 1/1983 Barr D11/27
D282,647 S 2/1986 Bulgari
D301,316 S 5/1989 Yoshida

(Continued)

Primary Examiner — Cathron Brooks
Assistant Examiner — Melanie Pellegrini
(74) *Attorney, Agent, or Firm* — SNR Denton US LLP;
Brian R. McGinley

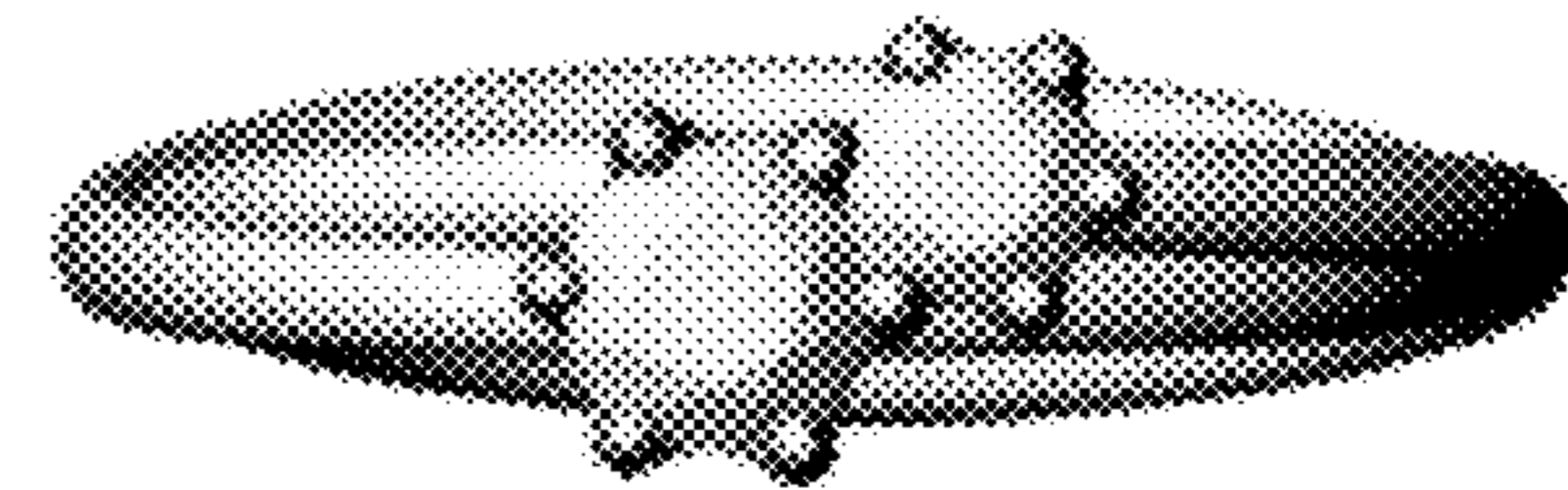

(57) **CLAIM**

The ornamental design for a ring, as shown and described.

DESCRIPTION

FIG. 1 is a top view of a first embodiment of the ring;
FIG. 2 is a bottom view of the ring illustrated in FIG. 1;
FIG. 3 is a right elevational view of the ring illustrated in FIG. 1;
FIG. 4 is a left elevational view of the ring illustrated in FIG. 1;
FIG. 5 is a front view of the ring illustrated in FIG. 1;
FIG. 6 is a rear view of the ring illustrated in FIG. 1;
FIG. 7 is a perspective view of the ring illustrated in FIG. 1;
FIG. 8 is a top view of a second embodiment of the ring;
FIG. 9 is a bottom view of the ring illustrated in FIG. 8;
FIG. 10 is a right elevational view of the ring illustrated in FIG. 8;
FIG. 11 is a left elevational view of the ring illustrated in FIG. 8;
FIG. 12 is a front view of the ring illustrated in FIG. 8;
FIG. 13 is a rear view of the ring illustrated in FIG. 8; and,
FIG. 14 is a perspective view of the ring illustrated in FIG. 8.

1 Claim, 7 Drawing Sheets



US D661,218 S

Page 2

U.S. PATENT DOCUMENTS

D301,317 S	5/1989	Yoshida	
D318,818 S *	8/1991	Bulgari	D11/34
D413,830 S	9/1999	Moten	
D464,902 S *	10/2002	Ambar	D11/34
D475,648 S *	6/2003	Schlieger	D11/26
D494,082 S	8/2004	Hardy	
D601,054 S	9/2009	Sivriere	
7,614,252 B2	11/2009	De Lyrot	
D627,251 S *	11/2010	Papadimitriou	D11/34
D635,477 S *	4/2011	Ventura	D11/26
D635,478 S *	4/2011	Ventura	D11/26
D636,695 S *	4/2011	Papadimitriou	D11/34

* cited by examiner

FIG. 1

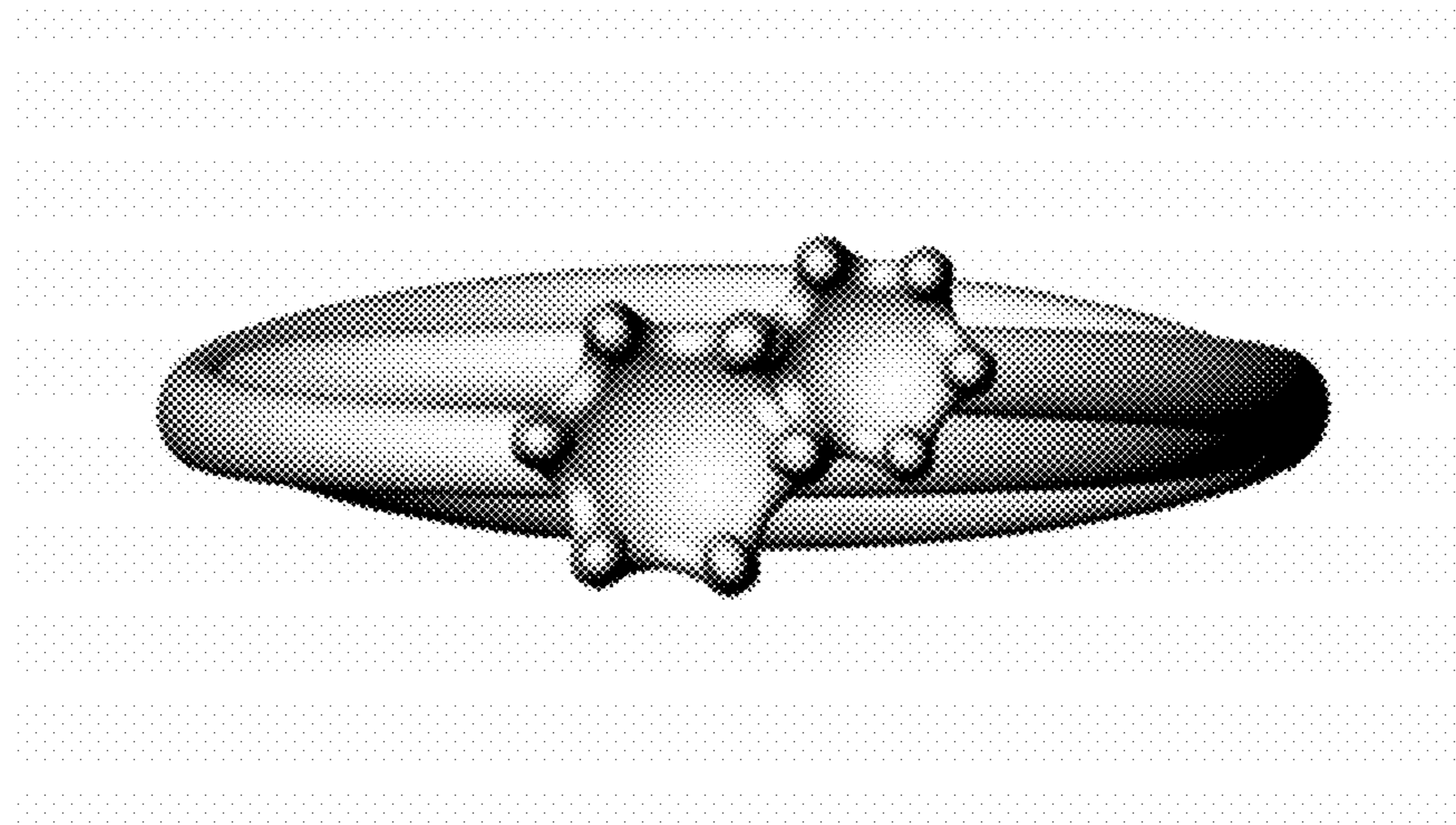


FIG. 2

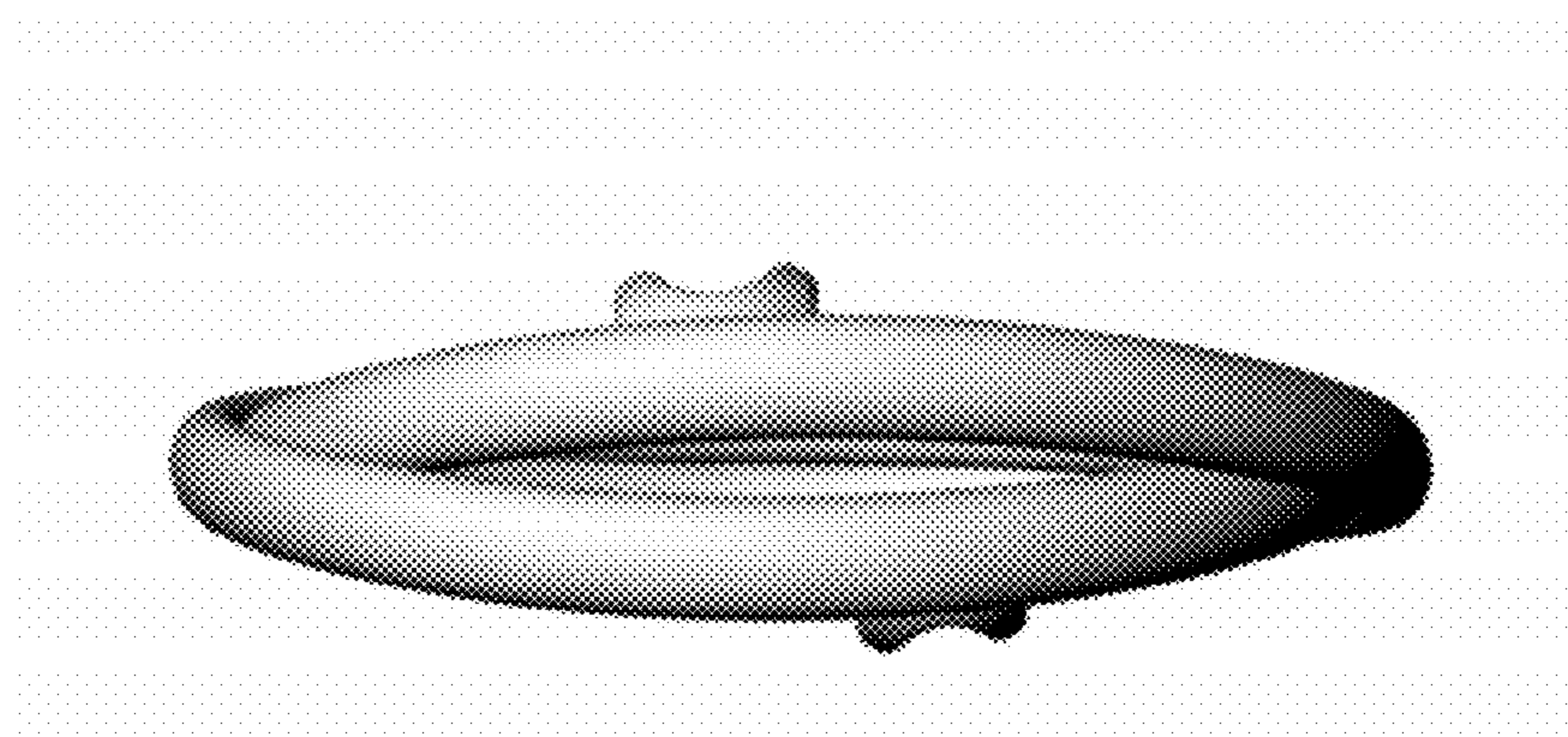


FIG. 3

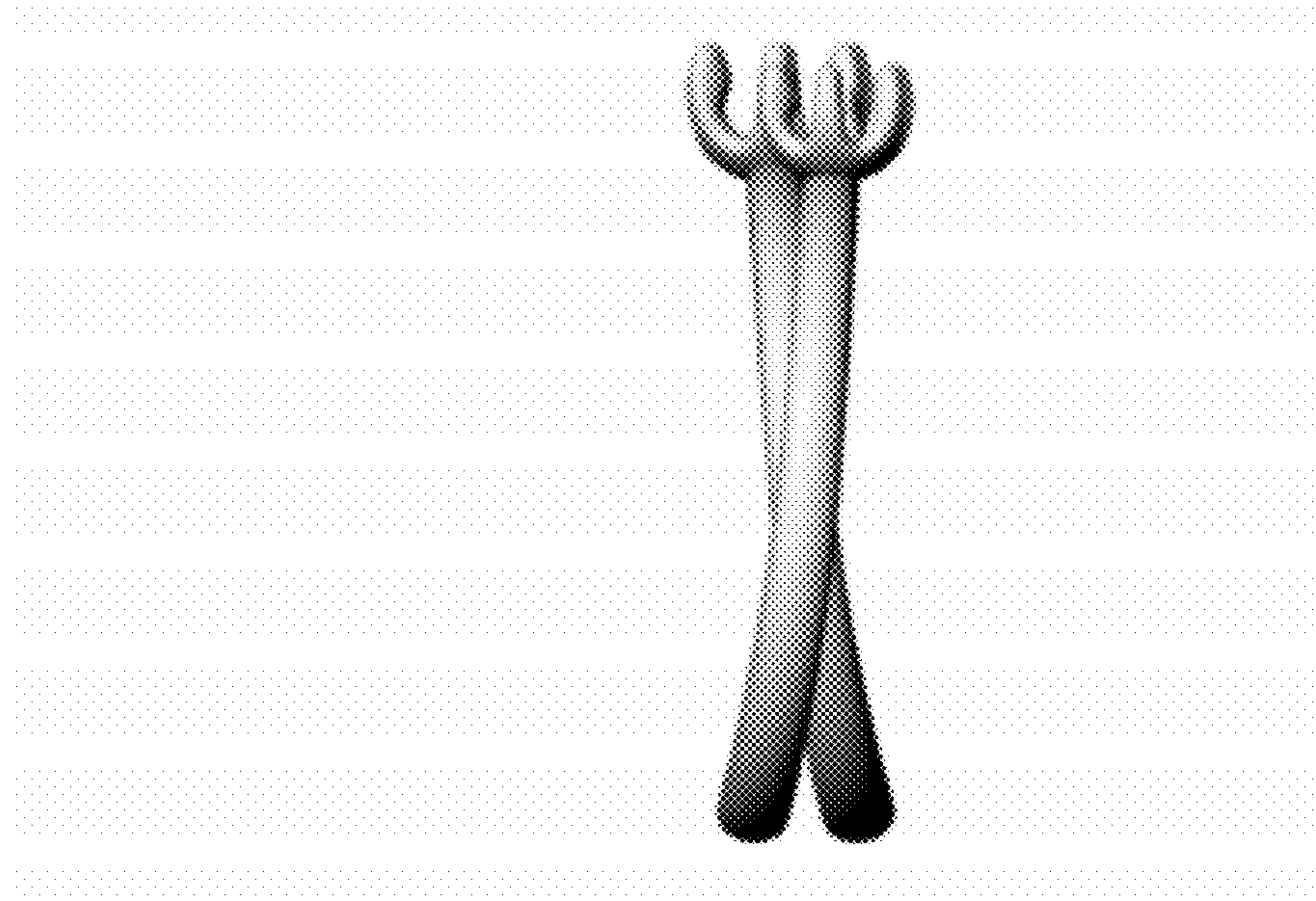


FIG. 4

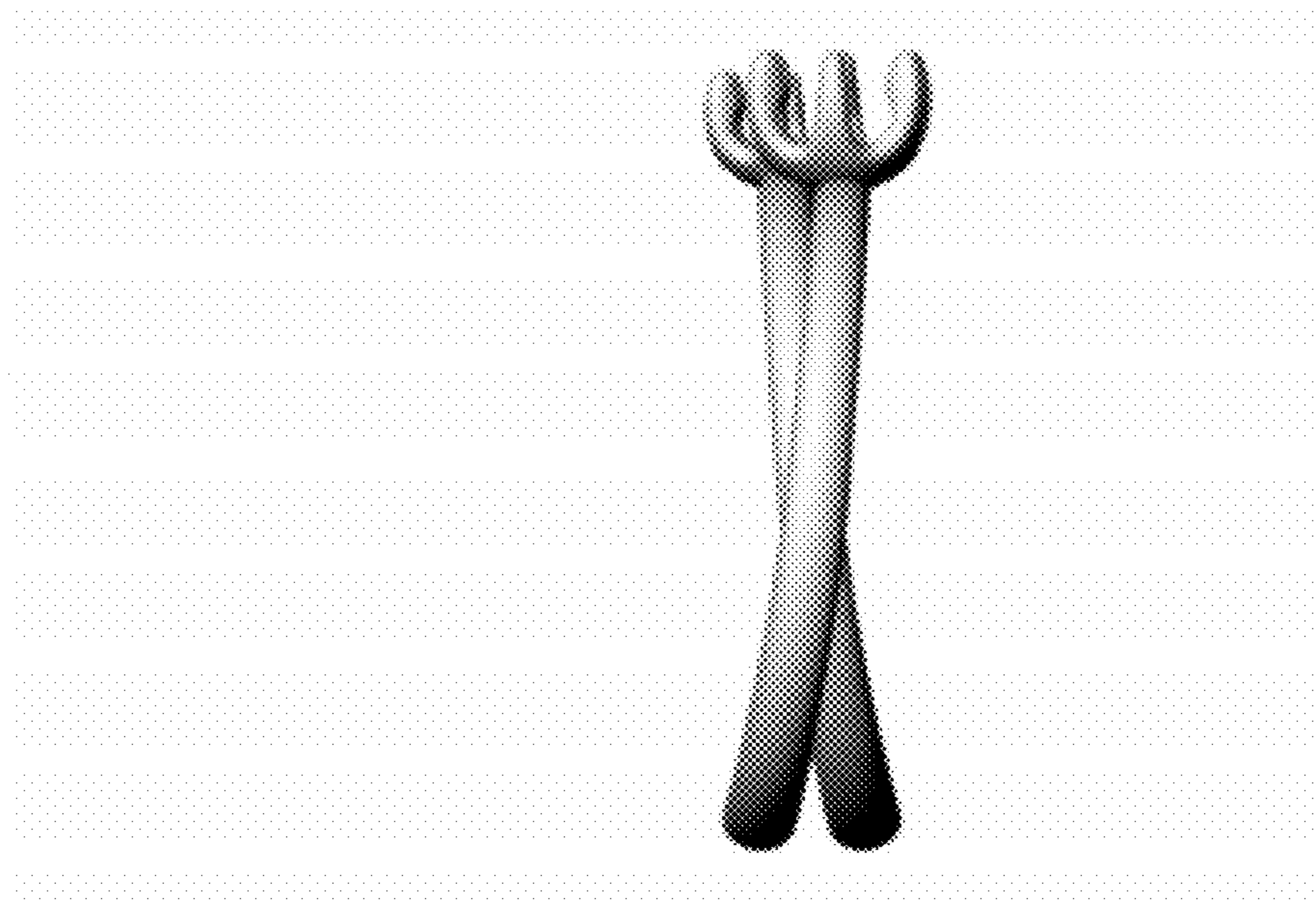


FIG. 5




FIG. 6

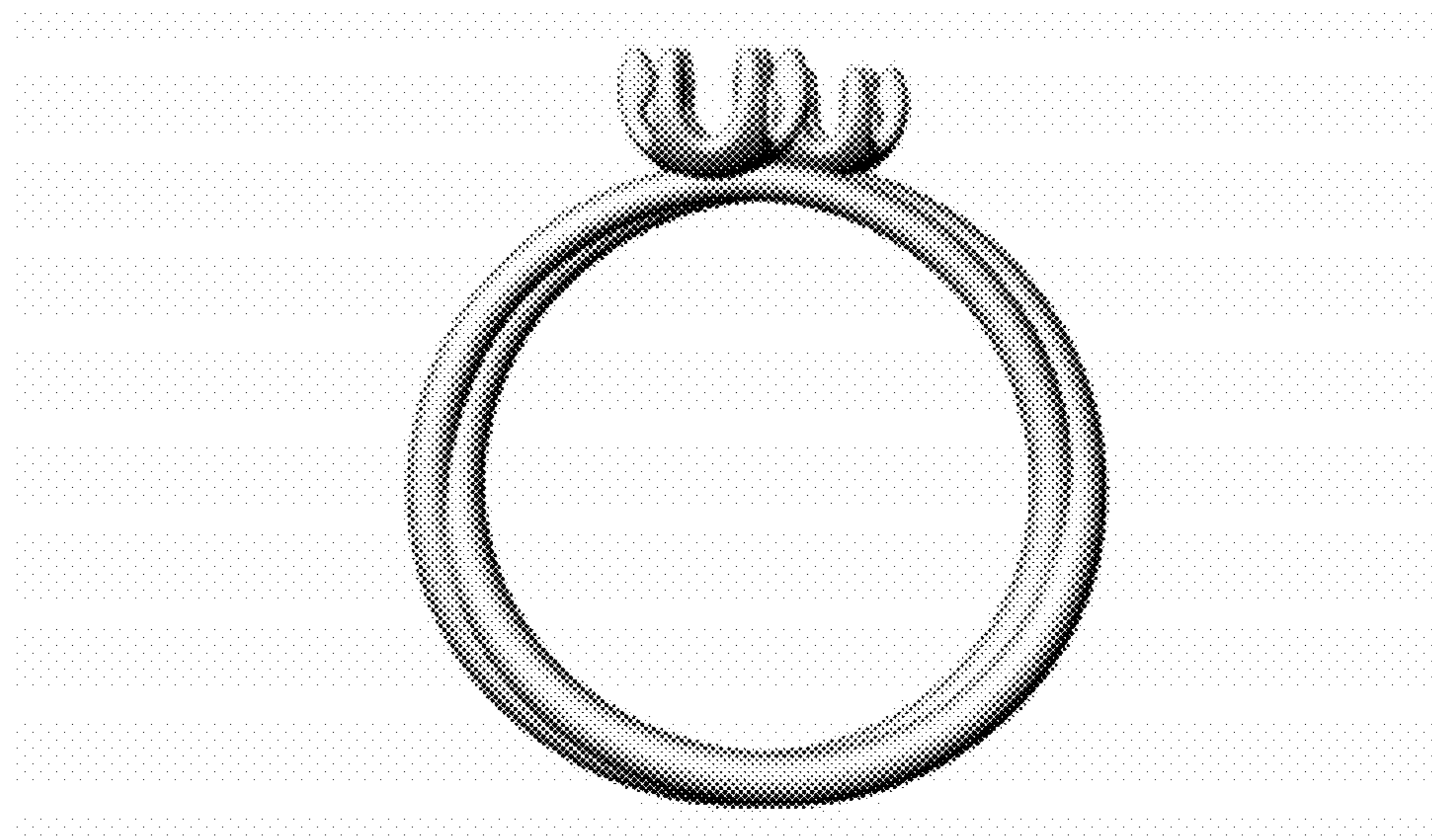


FIG. 7




FIG. 8

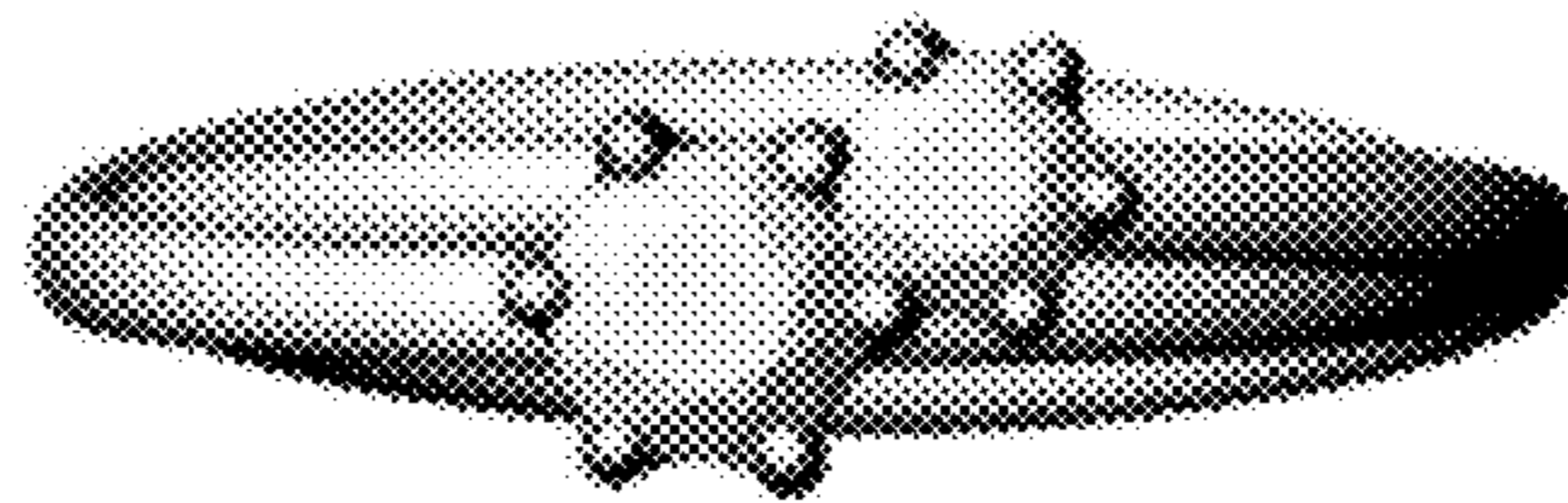


FIG. 9




FIG. 10

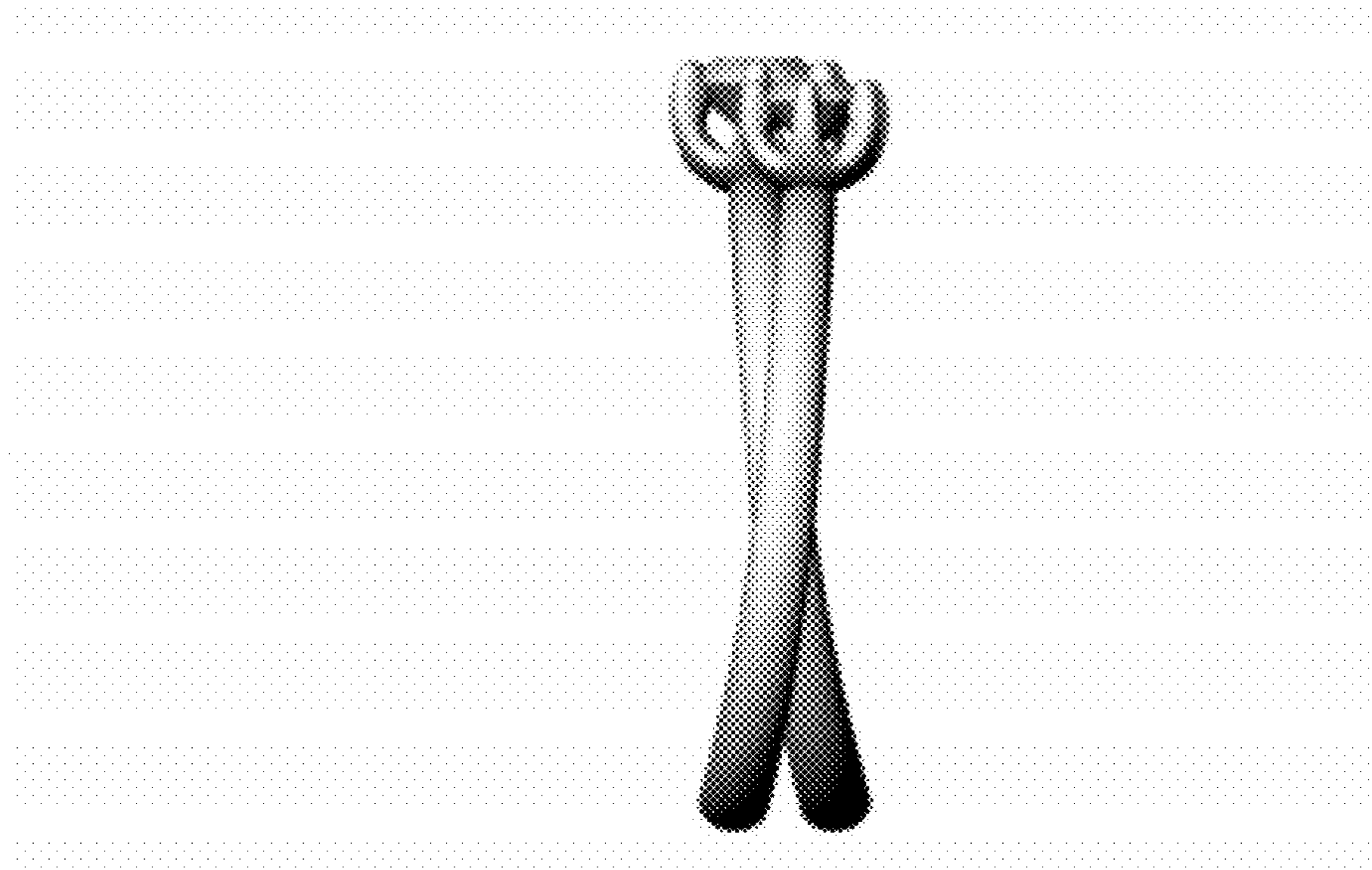


FIG. 11

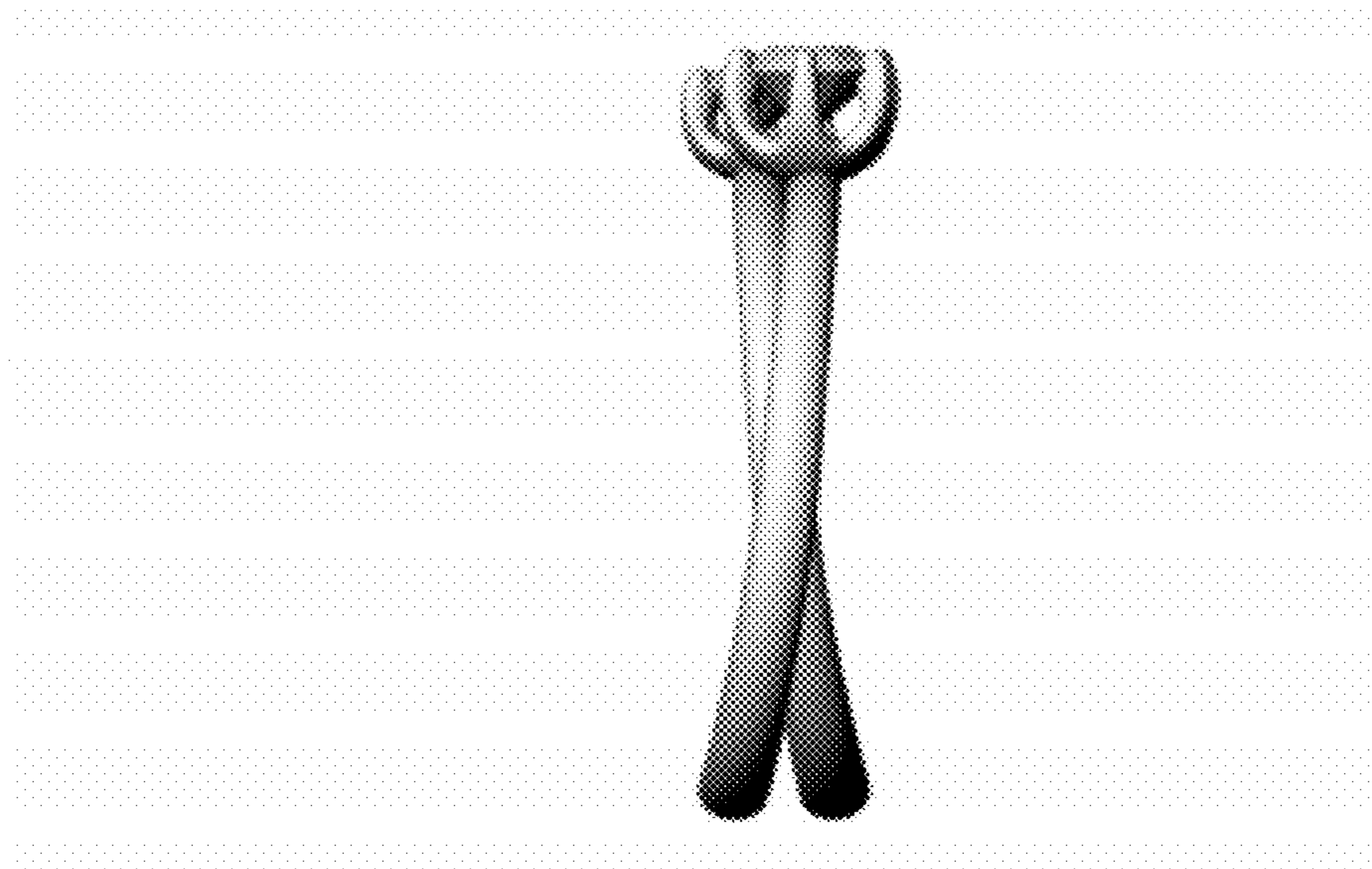


FIG. 12



FIG. 13



FIG. 14

