

US00D661217S

(12) **United States Design Patent**
Pent

(10) **Patent No.:** **US D661,217 S**

(45) **Date of Patent:** **** Jun. 5, 2012**

(54) **SPIKY BRACELET**

(76) **Inventor:** **Jeremiah Pent**, Franklin, TN (US)

(**) **Term:** **14 Years**

(21) **Appl. No.:** **29/408,711**

(22) **Filed:** **Dec. 15, 2011**

(51) **LOC (9) Cl.** **11-01**

(52) **U.S. Cl.** **D11/3**

(58) **Field of Classification Search** D11/1-25,
D11/79; 63/15, 15.1-15.4, 15.45, 15.5-15.7,
63/3, 3.1, 3.2, 4, 5.1

See application file for complete search history.

(56) **References Cited**

U.S. PATENT DOCUMENTS

205,515	A *	7/1878	Von Culin	119/862
D151,866	S *	11/1948	Arpels	D11/3
D158,103	S *	4/1950	Kuenstner	D28/41
D393,671	S *	4/1998	Honaker	D21/707
5,896,756	A *	4/1999	Watkins	63/3
6,779,237	B1 *	8/2004	Stoltenberg	28/149
D638,735	S *	5/2011	Conway, Jr.	D11/1

D642,953	S *	8/2011	Conway, Jr.	D11/3
D652,336	S *	1/2012	Molik	D11/3
D655,637	S *	3/2012	Calderone	D11/3
2006/0084355	A1 *	4/2006	Wong et al.	446/71

* cited by examiner

Primary Examiner — Cathron Brooks

Assistant Examiner — Melanie Pellegrini

(74) *Attorney, Agent, or Firm* — Eric Karich

(57) **CLAIM**

The ornamental design for a “spiky bracelet,” as shown and described.

DESCRIPTION

FIG. 1 is a perspective view of a spiky bracelet, showing my new design;

FIG. 2 is a front elevational view thereof;

FIG. 3 is a rear elevational view thereof;


FIG. 4 is a left side elevational view thereof

FIG. 5 is a right side elevational view thereof;

FIG. 6 is a top plan view thereof; and,

FIG. 7 is a bottom plan view thereof.

1 Claim, 4 Drawing Sheets






Fig. 1

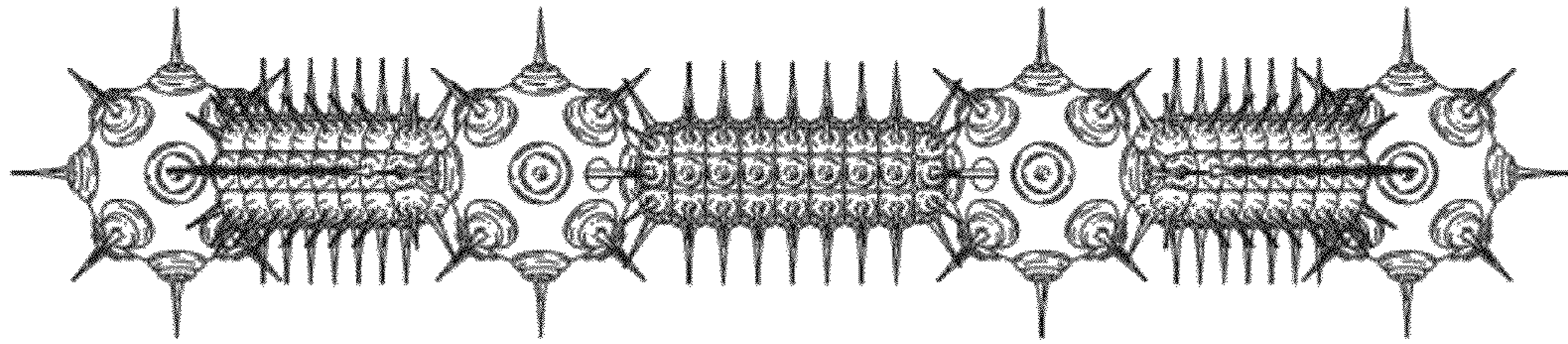


Fig. 2

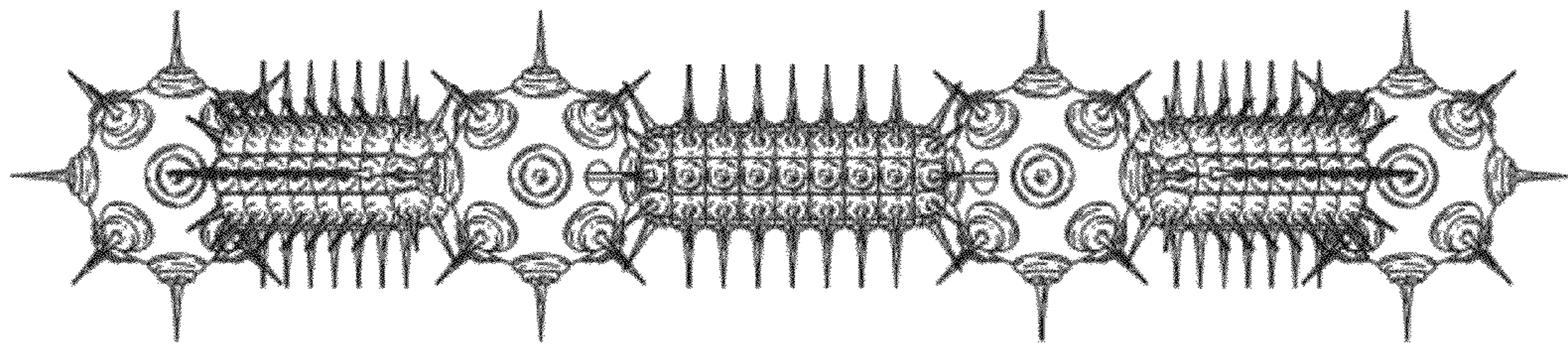


Fig. 3

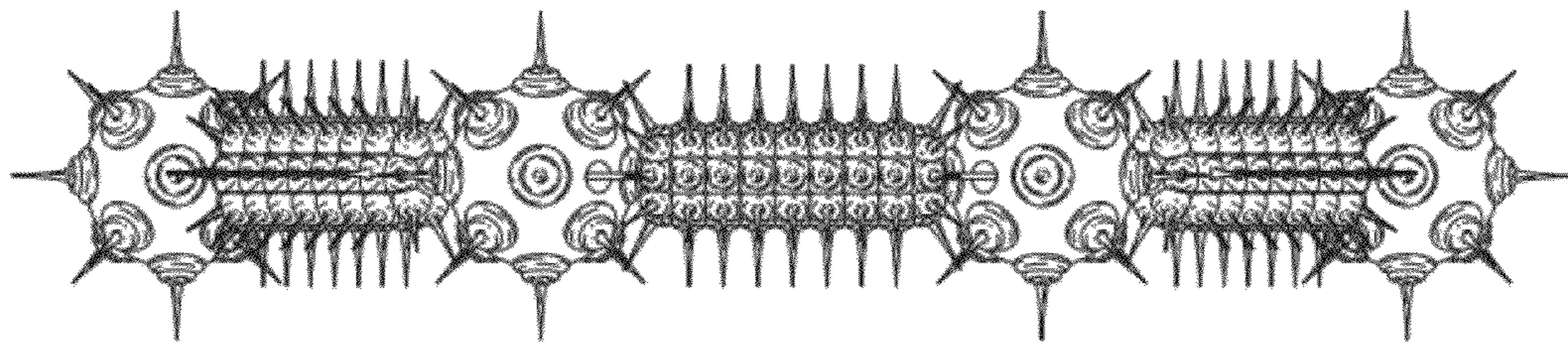


Fig. 4

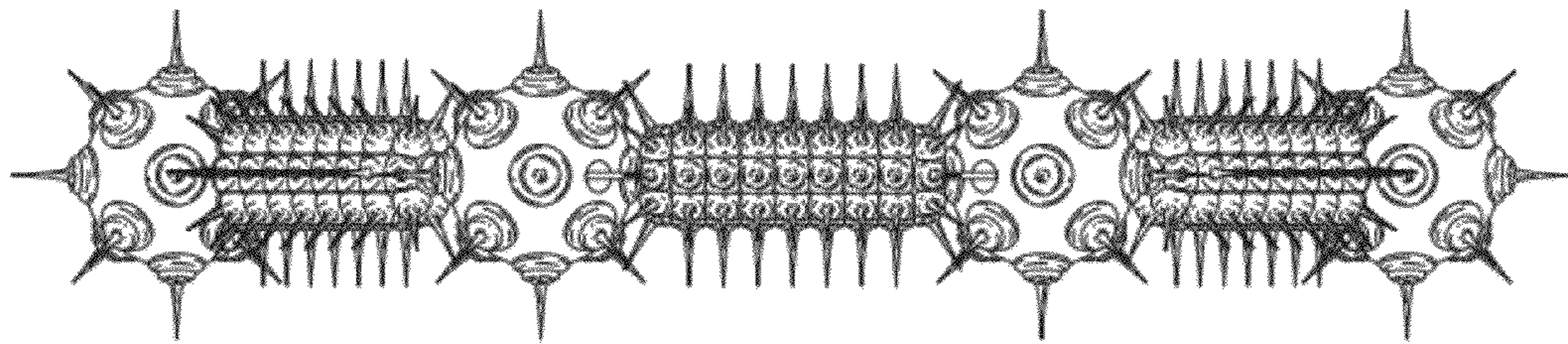


Fig. 5




Fig. 6




Fig. 7