

US00D661216S

(12) **United States Design Patent**  
**Koesters**

(10) **Patent No.:** **US D661,216 S**  
(45) **Date of Patent:** **\*\* Jun. 5, 2012**

(54) **NECKLACE**

(76) **Inventor:** **Jeanne Koesters**, Plantation, FL (US)

(\*\*) **Term:** **14 Years**

(21) **Appl. No.:** **29/405,335**

(22) **Filed:** **Nov. 1, 2011**

**Related U.S. Application Data**

(63) Continuation-in-part of application No. 29/335,923, filed on Apr. 24, 2009.

(51) **LOC (9) Cl.** ..... **11-01**

(52) **U.S. Cl.** ..... **D11/1; D11/79**

(58) **Field of Classification Search** ..... D11/1,  
D11/3, 4, 7, 40, 41, 42, 79-86; D20/17,  
D20/19; 63/1.11, 12, 13  
See application file for complete search history.

(56) **References Cited**

**U.S. PATENT DOCUMENTS**

- D84,711 S \* 7/1931 Rebentisch ..... D10/111
- D154,531 S \* 7/1949 Caskey ..... D11/2
- D160,840 S \* 11/1950 Burke ..... D20/17
- D174,229 S \* 3/1955 Katz ..... D11/81
- D174,284 S \* 3/1955 Katz ..... D11/81
- D305,212 S \* 12/1989 Rowebottom ..... D10/109.1
- D335,102 S \* 4/1993 Crowder et al. .... D11/3
- D468,774 S \* 1/2003 Demster, Jr. .... D20/17

- D509,756 S \* 9/2005 Ikeuchi ..... D10/32
- D525,558 S \* 7/2006 Dumas ..... D11/81
- D561,260 S \* 2/2008 Ferry ..... D20/19

\* cited by examiner

*Primary Examiner* — Cathron Brooks

*Assistant Examiner* — Melanie Pellegrini

(74) *Attorney, Agent, or Firm* — The Smiley IP Law Group, P.A.; Scott D. Smiley; Mark C. Johnson

(57) **CLAIM**

The ornamental design for a necklace, as shown and described.

**DESCRIPTION**

FIG. 1 is a top front perspective view of a necklace showing my new design, wherein the broken lines shown on the drawing represent portions of the necklace that form no part of the claimed design;

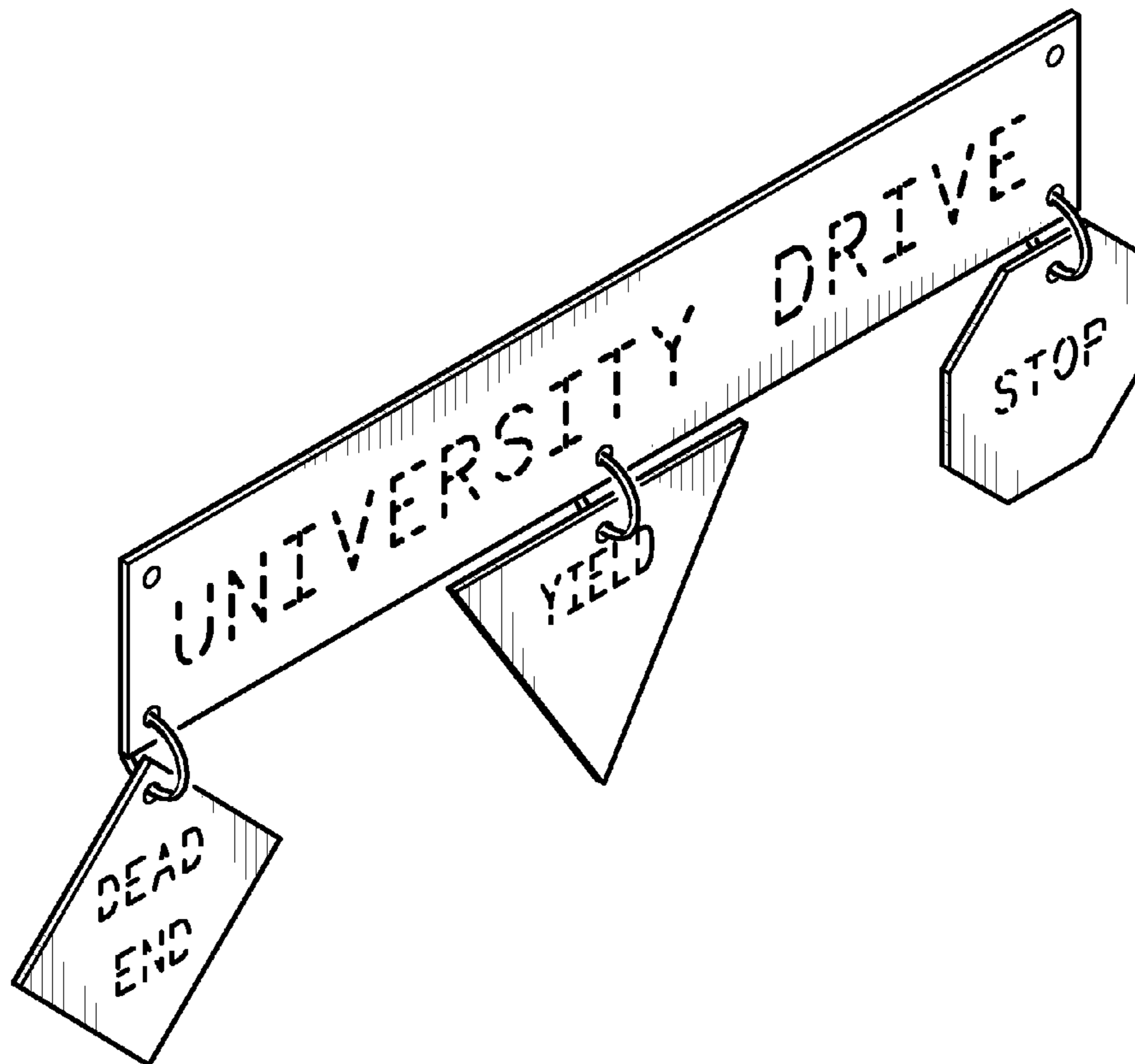
FIG. 2 is an elevational back view of the necklace of FIG. 1; FIG. 3 is an elevational right edge view of the necklace of FIG. 1;

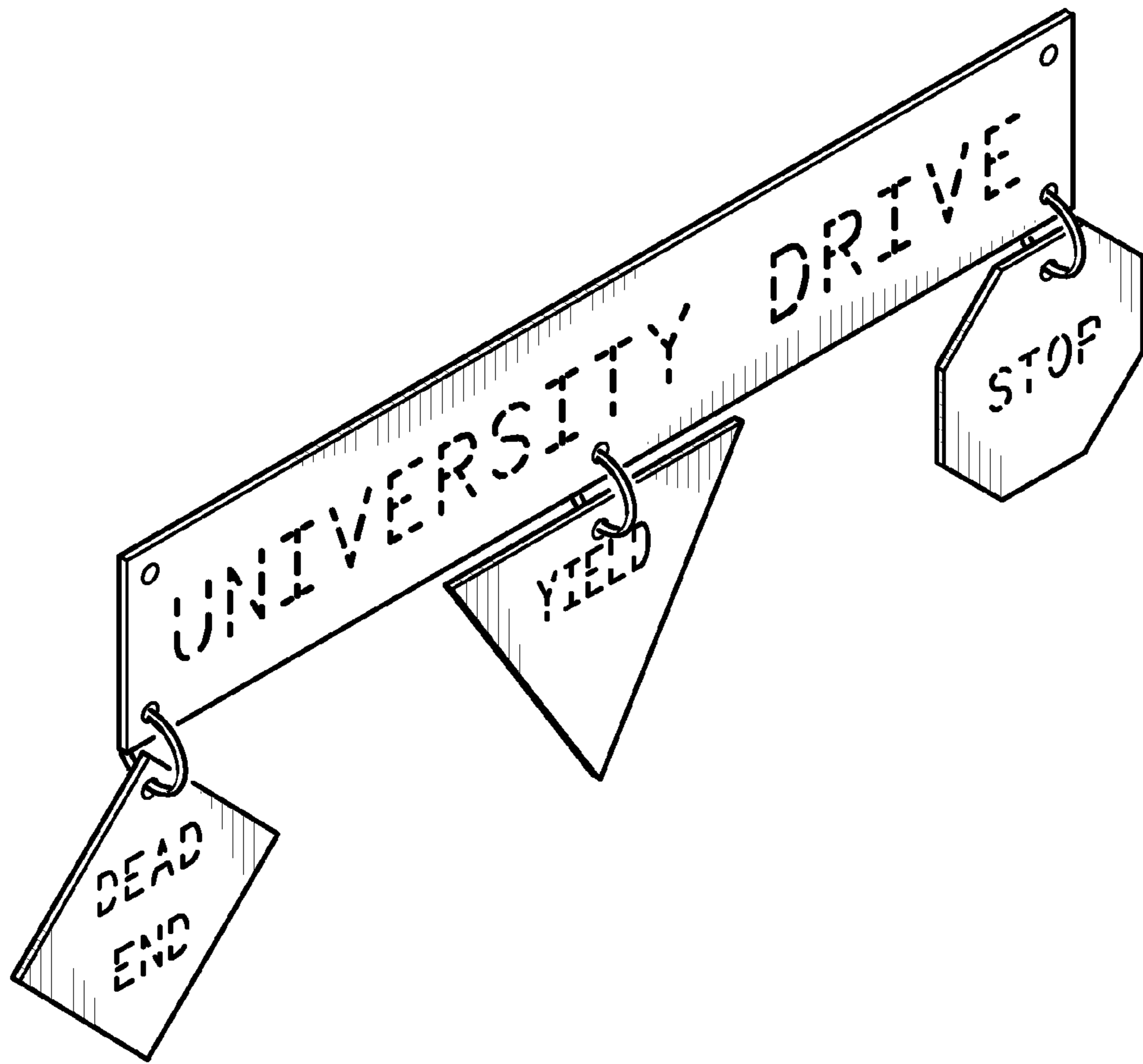
FIG. 4 is an elevational left edge view of the necklace of FIG. 1;

FIG. 5 is an elevational bottom edge view of the necklace of FIG. 1; and,

FIG. 6 is an elevational top edge view of the necklace of FIG. 1.

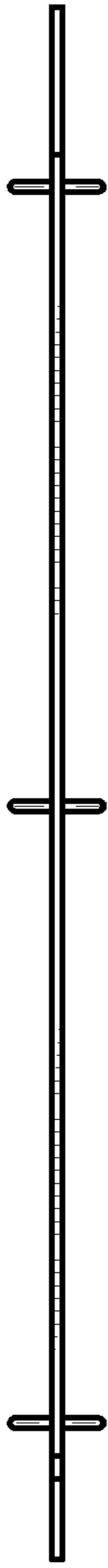
**1 Claim, 2 Drawing Sheets**





***FIG. 1***

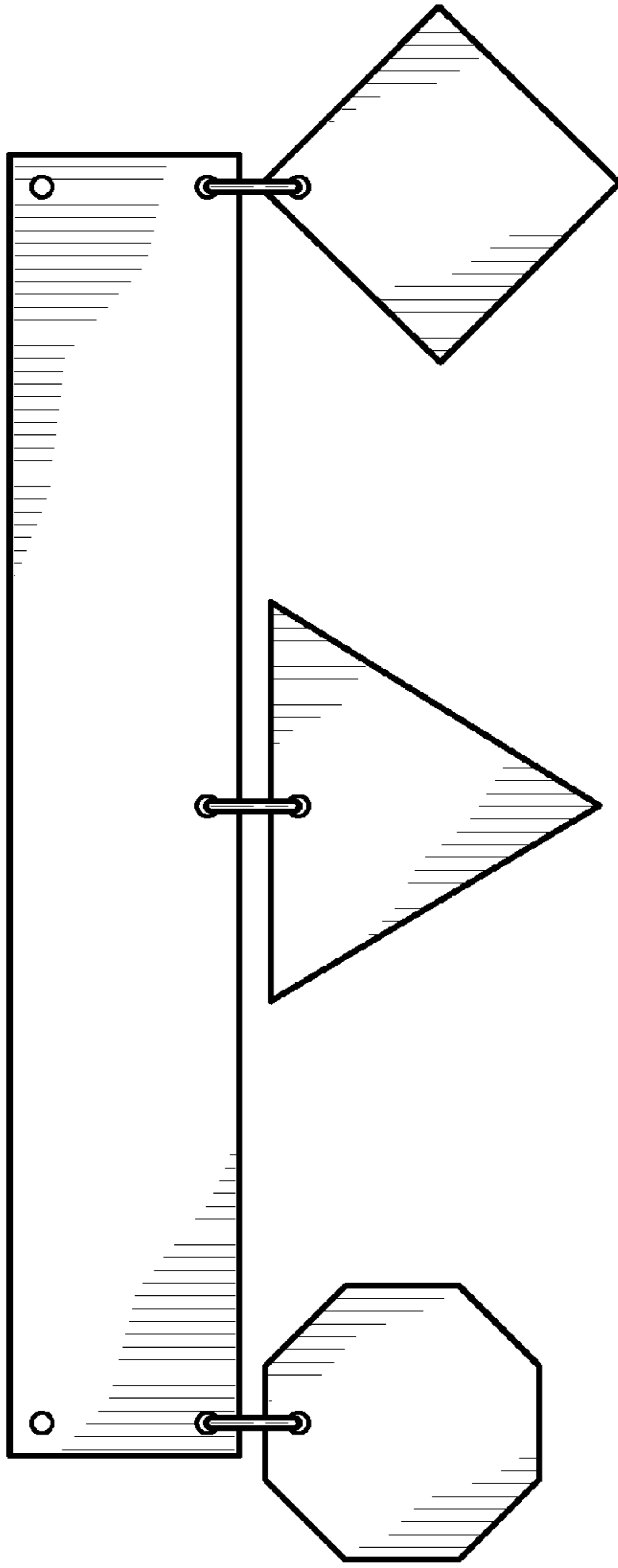
*FIG. 6*



*FIG. 3*



*FIG. 2*



*FIG. 4*



*FIG. 5*

