

US00D661207S

(12) **United States Design Patent**
Beland et al.

(10) **Patent No.:** **US D661,207 S**
(45) **Date of Patent:** **** Jun. 5, 2012**

- (54) **ELECTRONIC TIMER HOUSING**
- (75) Inventors: **Stephane Joseph Pierre Beland**,
St-Jean-sur-Richelieu (CA); **Evelyne Tremblay**,
Chambly (CA)
- (73) Assignee: **Honeywell International Inc.**,
Morristown, NJ (US)
- (**) Term: **14 Years**
- (21) Appl. No.: **29/358,321**
- (22) Filed: **Mar. 25, 2010**

Related U.S. Application Data

- (62) Division of application No. 29/340,991, filed on Jul. 29, 2009, now Pat. No. Des. 623,966.
- (51) **LOC (9) Cl.** **10-03**
- (52) **U.S. Cl.** **D10/40**
- (58) **Field of Classification Search** D10/40,
D10/122, 123, 124; D13/138.1, 137.1, 137.3,
D13/139.8, 139.6, 162, 162.1; 368/107-123;
307/141, 141.4; 200/38 R, 33 R, 38 D, 38 A,
200/38 F; D14/218

See application file for complete search history.

(56) **References Cited**

U.S. PATENT DOCUMENTS

| | | | |
|--------------|---------|-----------------|---------|
| D101,040 S | 9/1936 | Hertzig | |
| 3,728,500 A | 4/1973 | Ingram | |
| D241,524 S | 9/1976 | Hagstrom | |
| 3,997,742 A | 12/1976 | Marquis | |
| D288,299 S | 2/1987 | Mark | |
| 4,711,585 A | 12/1987 | Fresquez et al. | |
| D352,667 S | 11/1994 | Chen | |
| D364,101 S | 11/1995 | Bradley | |
| D366,262 S * | 1/1996 | Inaba | D14/218 |
| D375,748 S * | 11/1996 | Hartman | D14/218 |
| D381,634 S * | 7/1997 | Yanku | D13/168 |
| 5,699,320 A | 12/1997 | Wan | |
| 6,078,549 A | 6/2000 | Wyatt et al. | |
| D453,691 S | 2/2002 | Stekelenburg | |

| | | | |
|--------------|---------|------------------|---------|
| D466,420 S | 12/2002 | Chen | |
| D478,013 S | 8/2003 | Stekelenburg | |
| D479,473 S | 9/2003 | Stekelenburg | |
| 6,625,089 B2 | 9/2003 | Stekelenburg | |
| D521,501 S * | 5/2006 | Miller et al. | D14/218 |
| D534,087 S | 12/2006 | Stekelenburg | |
| D534,440 S | 1/2007 | Stekelenburg | |
| D534,441 S | 1/2007 | Stekelenburg | |
| D534,442 S | 1/2007 | Stekelenburg | |
| D535,201 S | 1/2007 | Stekelenburg | |
| D536,269 S | 2/2007 | Stekelenburg | |
| D557,620 S | 12/2007 | Stekelenburg | |
| D558,617 S | 1/2008 | Hill et al. | |
| D567,681 S | 4/2008 | Michael et al. | |
| D582,260 S | 12/2008 | Horian | |
| D582,794 S | 12/2008 | Stekelenburg | |
| D583,260 S | 12/2008 | Shih | |
| D584,292 S * | 1/2009 | Knight | D14/218 |
| D585,877 S * | 2/2009 | Knight | D14/218 |
| D588,617 S | 3/2009 | Burmester et al. | |
| D597,427 S * | 8/2009 | Pereira et al. | D10/74 |
| D604,189 S | 11/2009 | Leer et al. | |
| D604,190 S | 11/2009 | Leer et al. | |
| D614,604 S * | 4/2010 | Hoehn et al. | D14/218 |

* cited by examiner

Primary Examiner — Lucy Lieberman

(74) *Attorney, Agent, or Firm* — Seager, Tufte & Wickhem LLC

(57) **CLAIM**

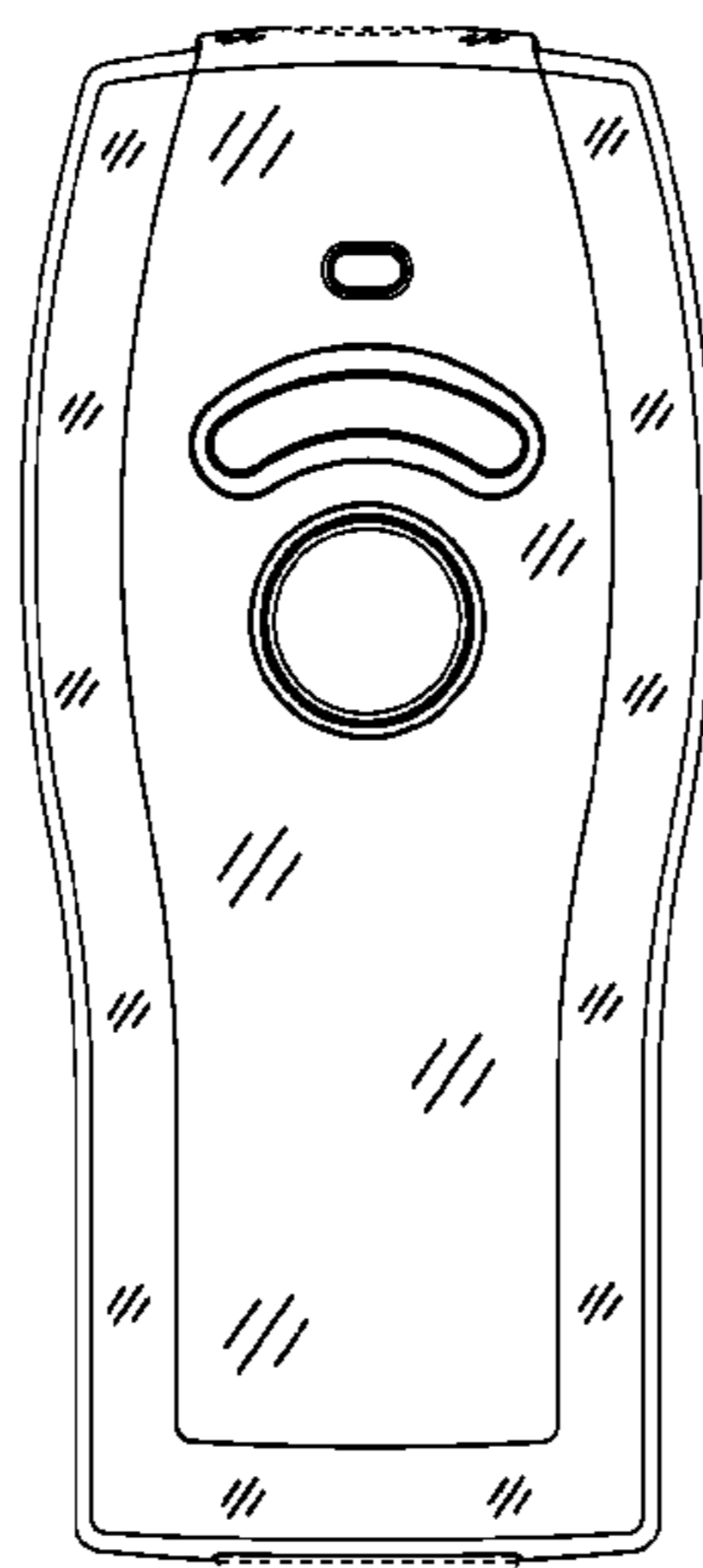
The ornamental design for an electronic timer housing, as shown and described.

DESCRIPTION

FIG. 1 is a perspective view of the electronic timer housing; FIG. 2 is a front elevation thereof; FIG. 3 is a left side elevation thereof; FIG. 4 is a right side elevation thereof; FIG. 5 is a top plan view thereof; and, FIG. 6 is a bottom plan view thereof.

The portions illustrated in broken lines on the figures are for illustrative purposes only and form no part of the claimed design.

1 Claim, 6 Drawing Sheets



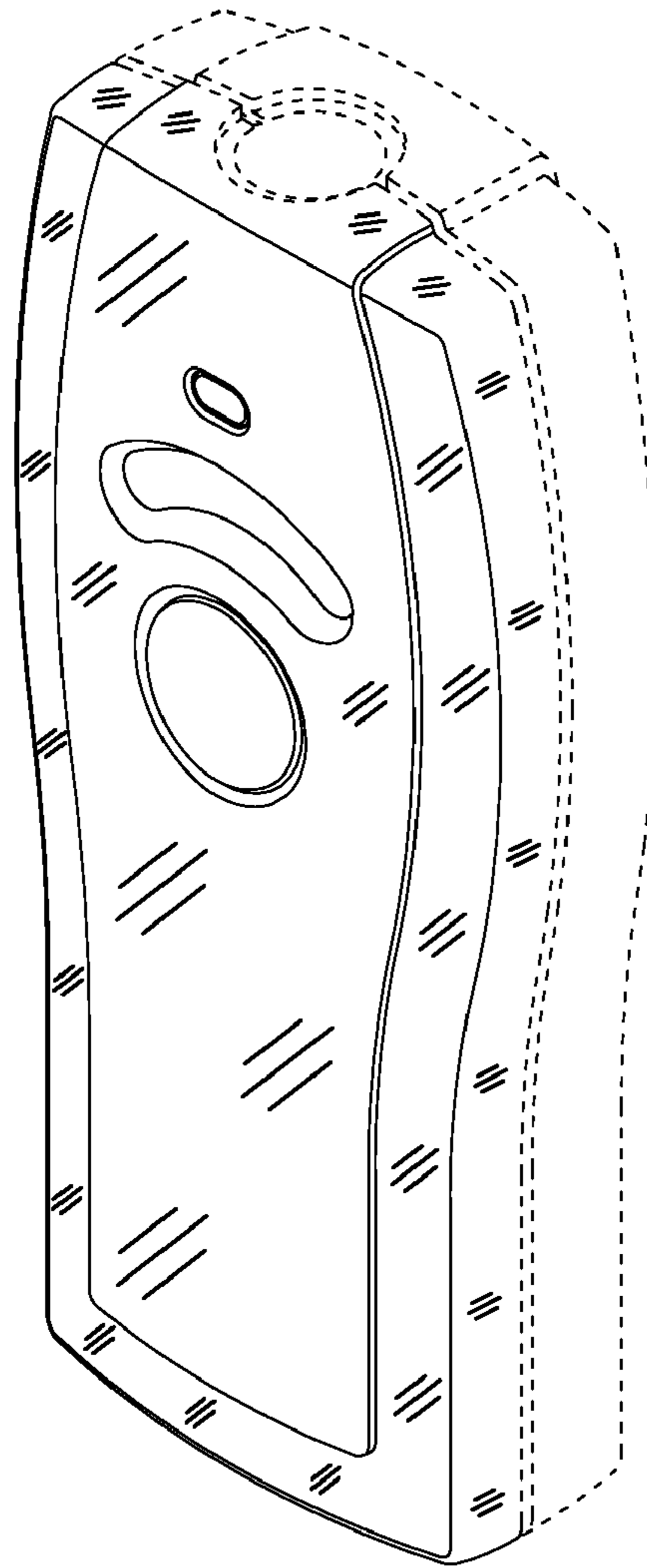


Figure 1

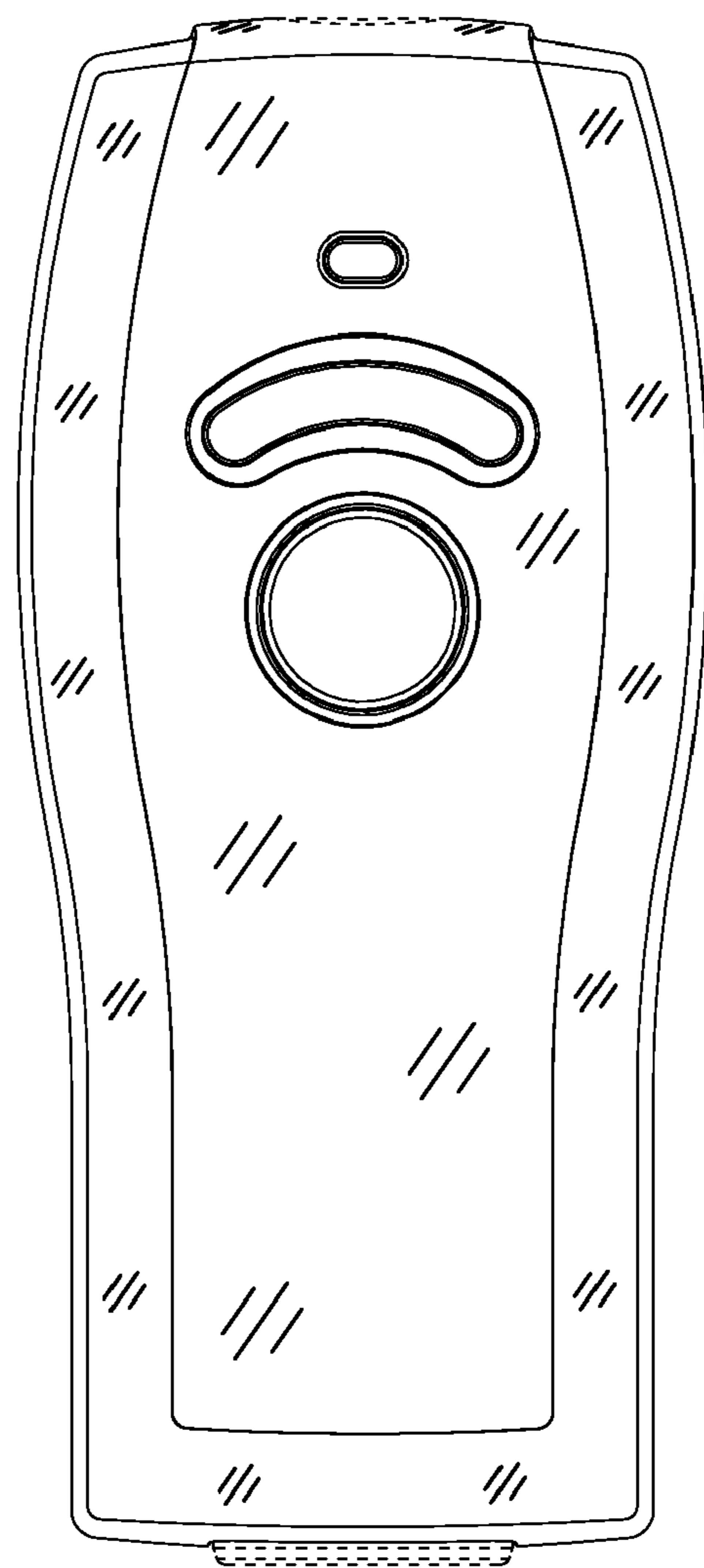


Figure 2

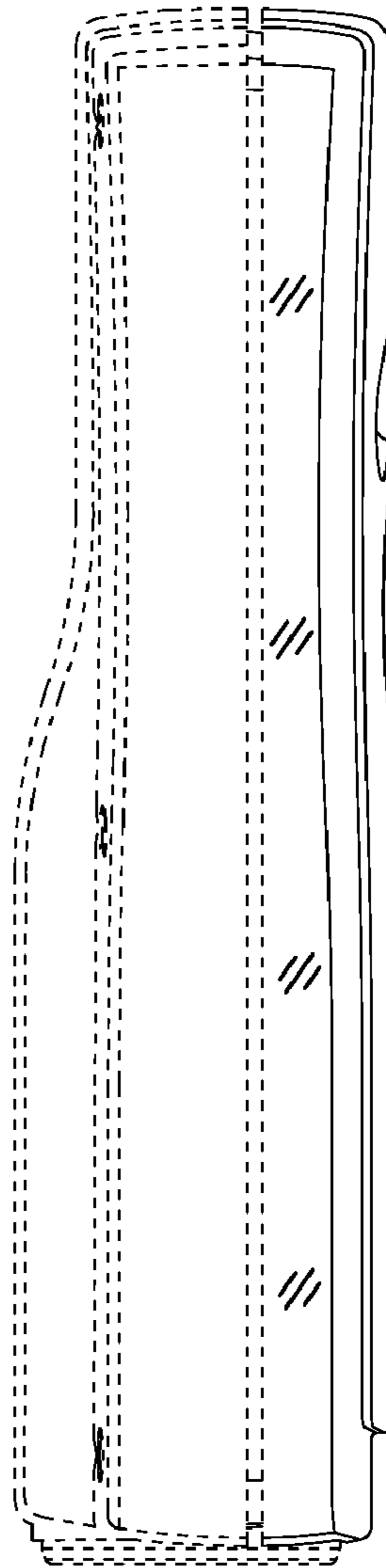


Figure 3

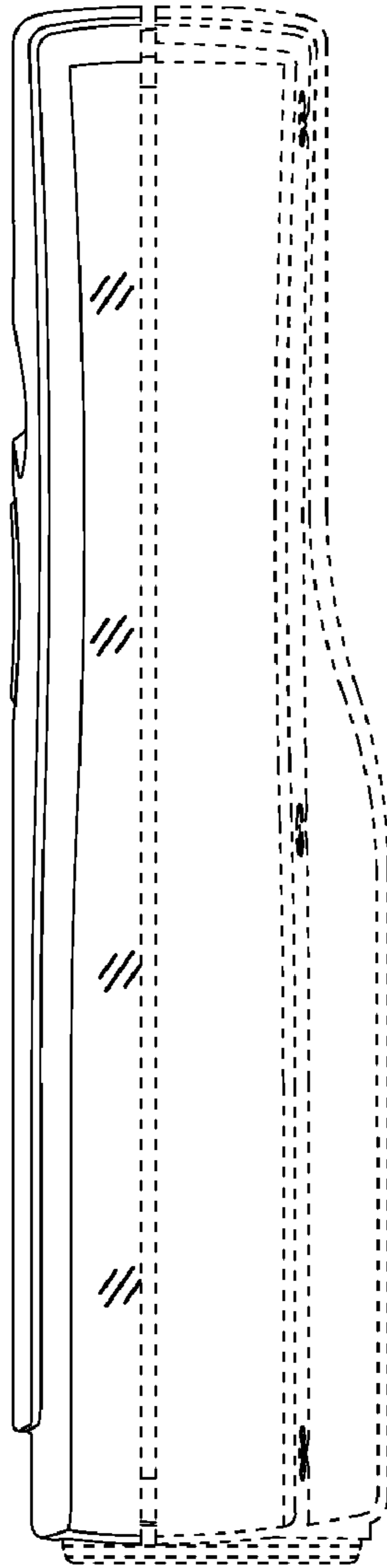


Figure 4

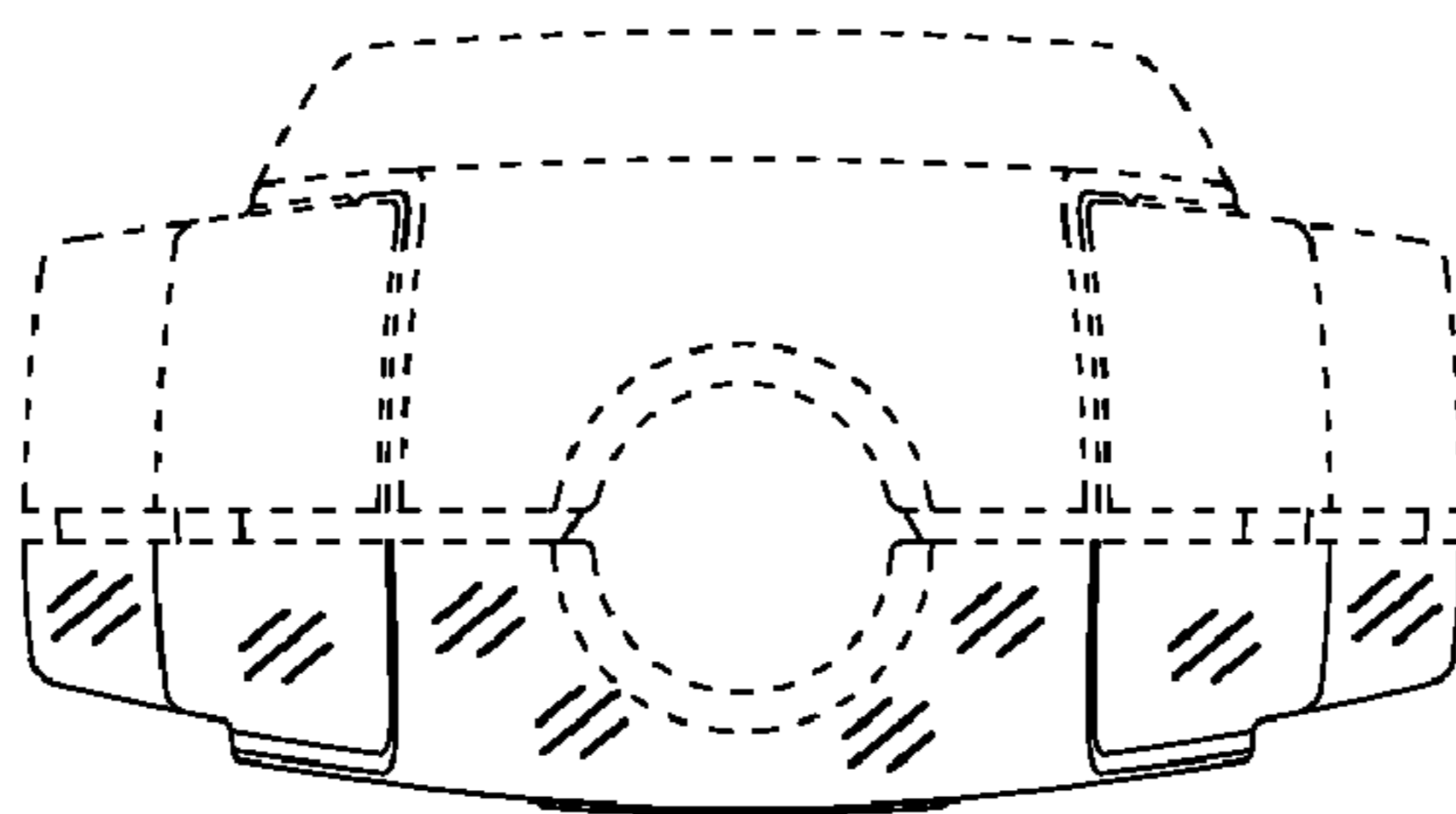


Figure 5

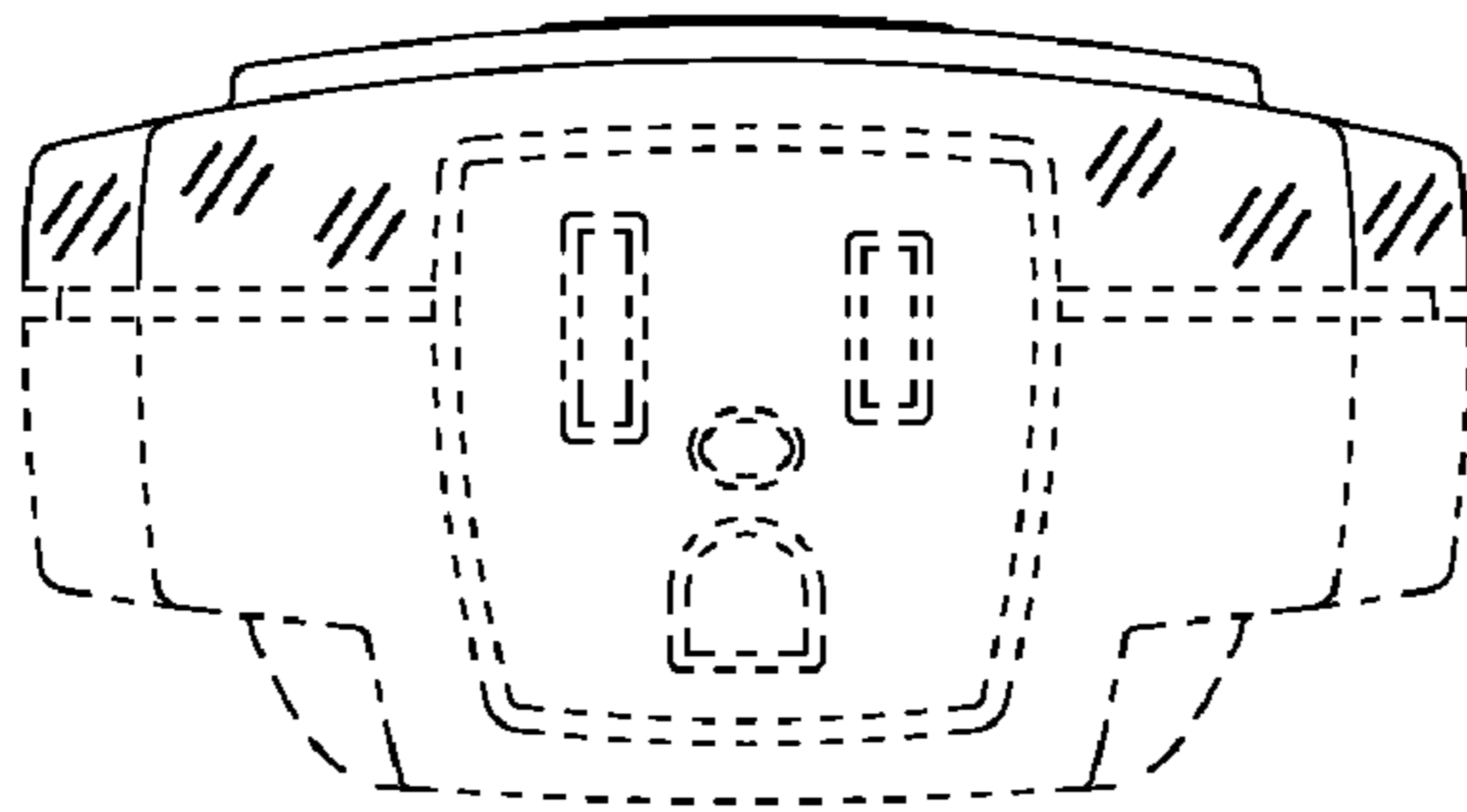


Figure 6