

US00D661205S

(12) **United States Design Patent**
Myers

(10) **Patent No.:** **US D661,205 S**
(45) **Date of Patent:** **** Jun. 5, 2012**

- (54) **SHAPED CAN**
- (75) Inventor: **Gary L. Myers**, Sarver, PA (US)
- (73) Assignee: **Alcoa Inc.**, Pittsburgh, PA (US)
- (**) Term: **14 Years**
- (21) Appl. No.: **29/397,249**
- (22) Filed: **Jul. 13, 2011**

D452,954 S *	1/2002	Westphal	D9/776
D472,427 S *	4/2003	Dretzka	D7/523
D522,864 S *	6/2006	Westphal	D9/500
D546,707 S *	7/2007	Ioannides et al.	D9/777
D552,930 S *	10/2007	Huffman et al.	D7/523
D555,514 S *	11/2007	Munn	D9/776
D605,061 S *	12/2009	Moreno	D9/777
D614,508 S *	4/2010	Hu	D9/776
D615,877 S *	5/2010	Hu	D9/774
D624,416 S *	9/2010	Mussumeci et al.	D9/500

* cited by examiner

Related U.S. Application Data

- (63) Continuation of application No. 29/367,042, filed on Aug. 2, 2010, now abandoned.
 - (51) **LOC (9) Cl.** **09-01**
 - (52) **U.S. Cl.** **D9/776**
 - (58) **Field of Classification Search** D9/500,
D9/516, 530, 537, 549, 558, 574, 763-783;
D7/500, 509, 523, 524, 537; 215/381-385;
220/660, 662, 669
- See application file for complete search history.

Primary Examiner — Stella Reid
Assistant Examiner — Keli L Hill

(74) *Attorney, Agent, or Firm* — Greenberg Traurig LLP

(57) **CLAIM**

The ornamental design for a shaped can, as shown and described.

DESCRIPTION

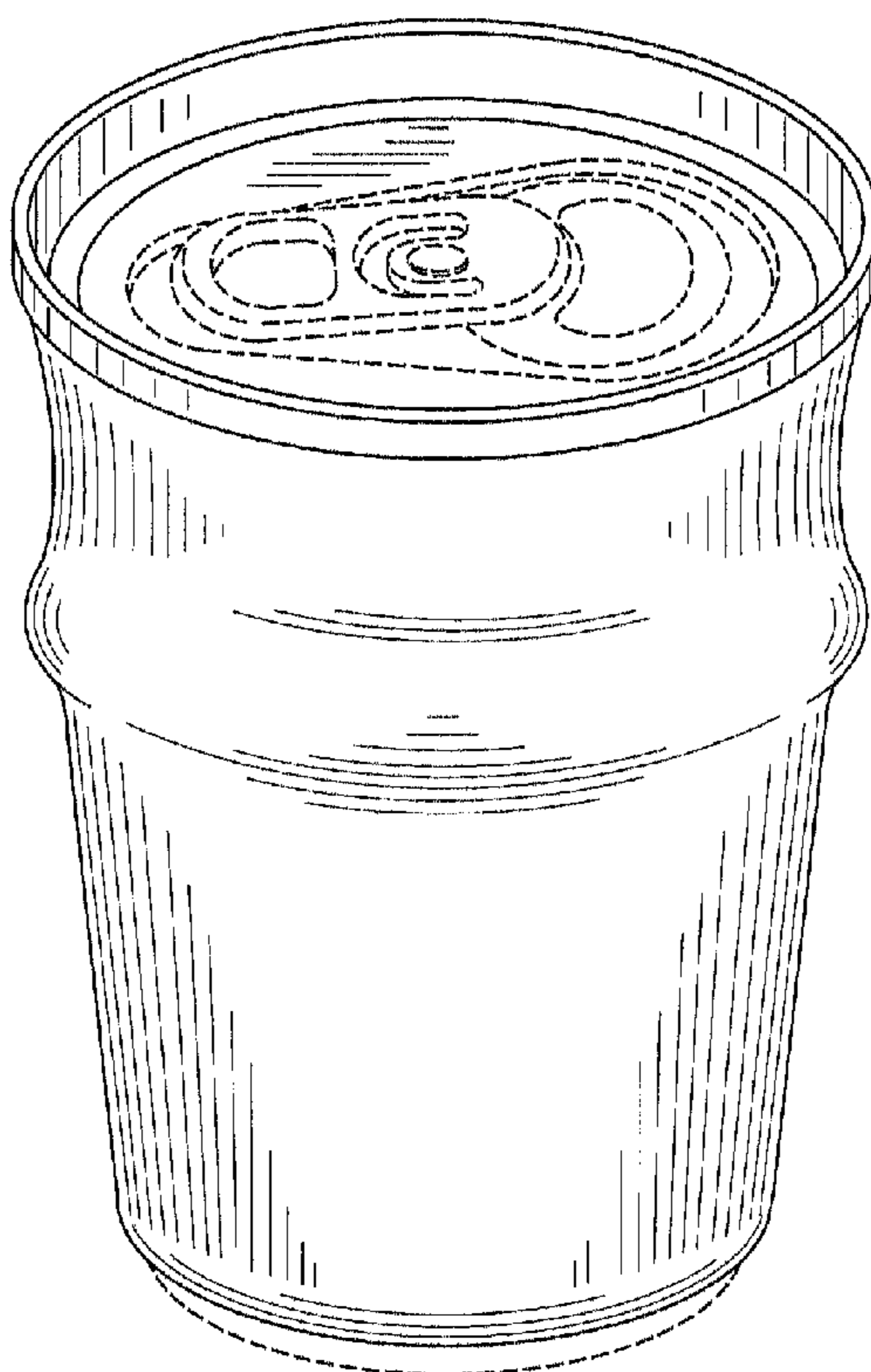
FIG. 1 is a top perspective view of a shaped can, embodying my new design;
FIG. 2 is a side view thereof;
FIG. 3 is a top view thereof; and,
FIG. 4 is a bottom view thereof.
The broken lines shown are included for the purpose of illustrating the unclaimed portions of the article and form no part of the claim.

(56) **References Cited**

U.S. PATENT DOCUMENTS

D235,184 S *	5/1975	Achenbach	D7/615
D292,883 S *	11/1987	Griffin et al.	D9/778
D356,503 S *	3/1995	Mueller et al.	D7/523
D372,868 S *	8/1996	Kobayashi et al.	D9/778
D426,160 S *	6/2000	Lindsay et al.	D9/500

1 Claim, 3 Drawing Sheets



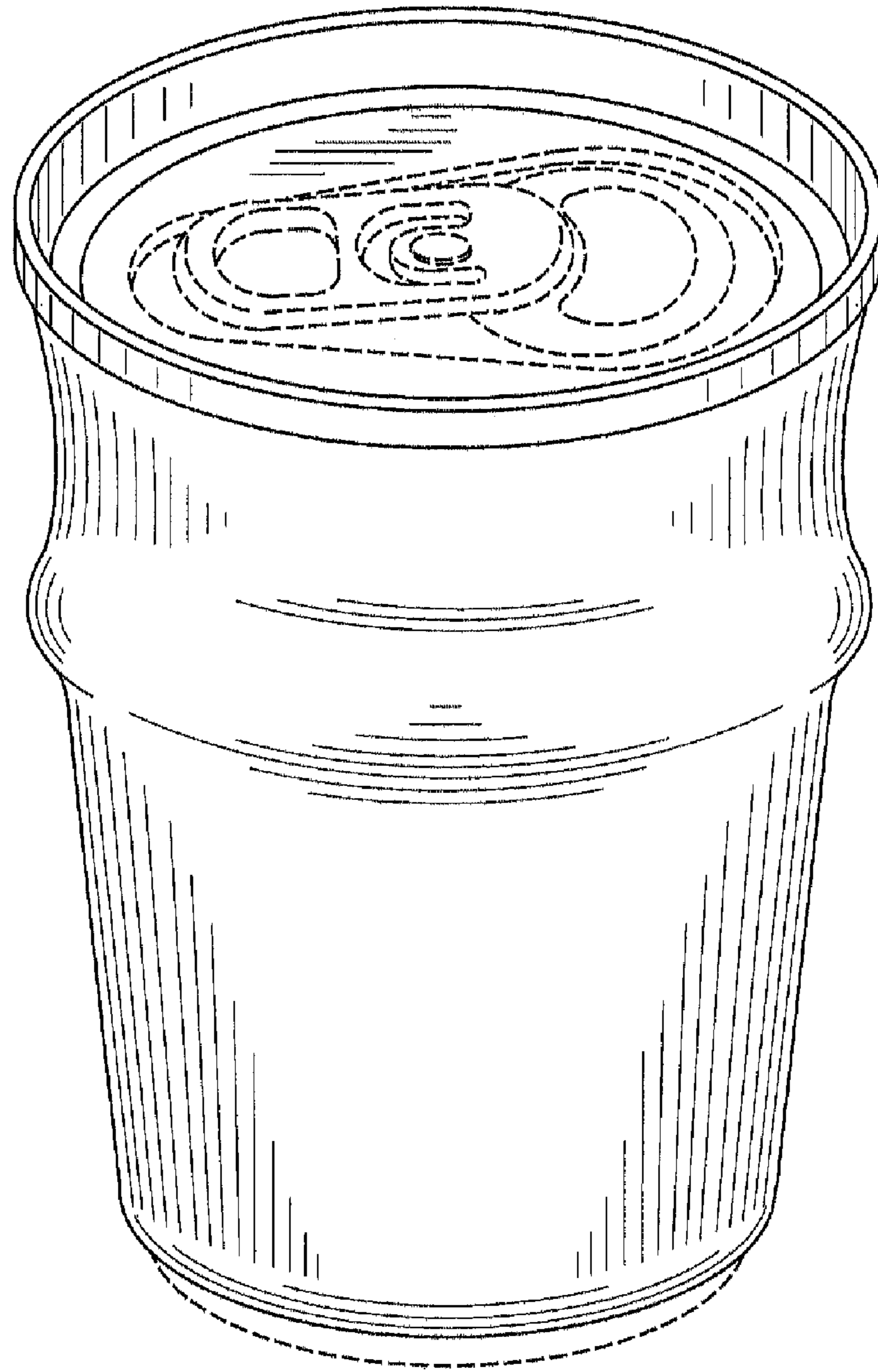


FIG. 1

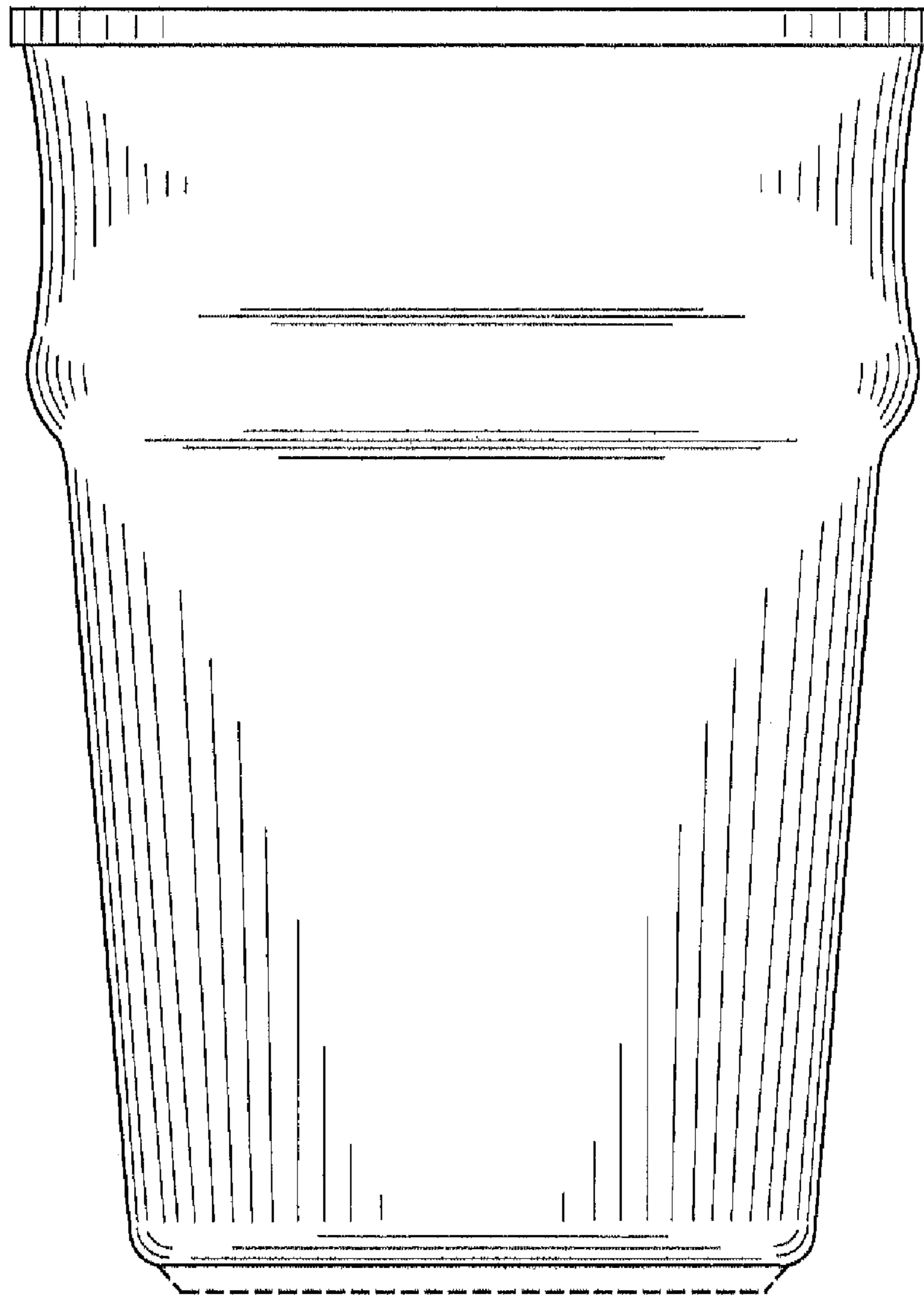


FIG. 2

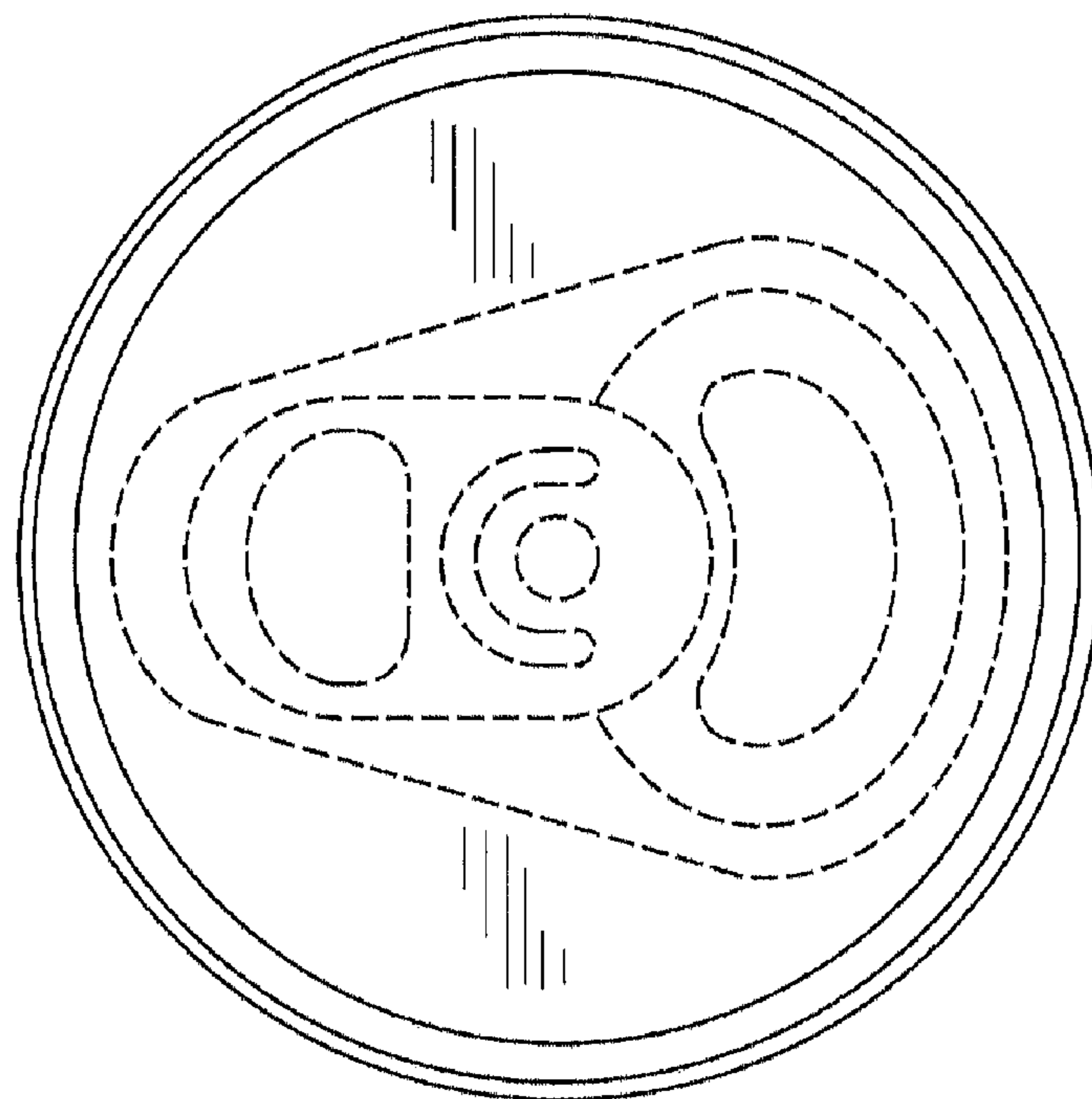


FIG. 3

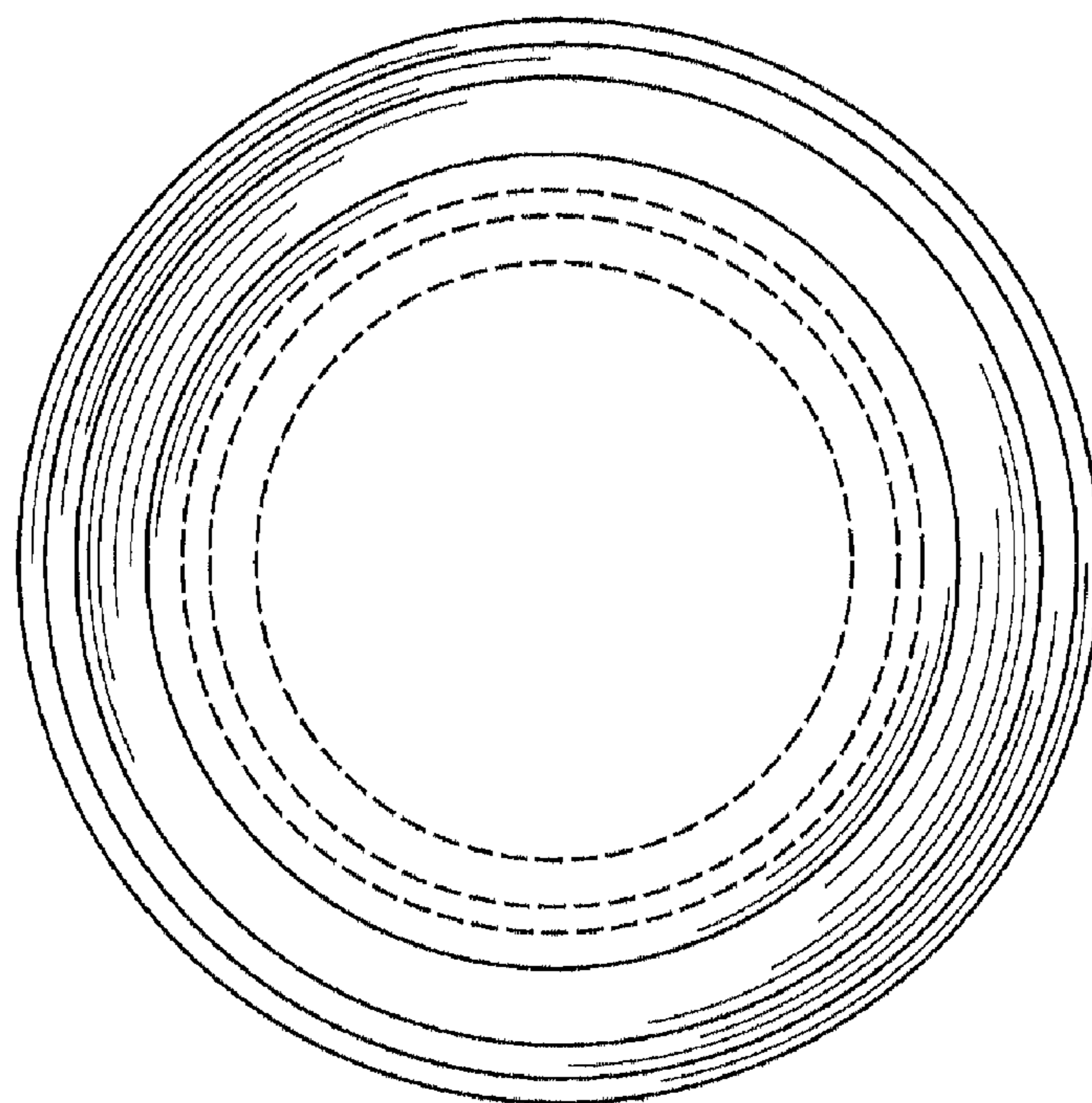


FIG. 4