

US00D661183S

(12) **United States Design Patent**
Villiers et al.

(10) **Patent No.:** **US D661,183 S**
(45) **Date of Patent:** **** Jun. 5, 2012**

(54) **PACKAGING**

(75) Inventors: **David Robert Villiers**, London (GB);
Paul Hodges, London (GB)

(73) Assignee: **British American Tobacco (Holdings) Limited**, London (GB)

(**) Term: **14 Years**

(21) Appl. No.: **29/369,394**

(22) Filed: **Sep. 8, 2010**

(30) **Foreign Application Priority Data**

Mar. 8, 2010 (WO) DM/073216

(51) **LOC (9) Cl.** **09-07**

(52) **U.S. Cl.** **D9/434**

(58) **Field of Classification Search** D9/734,
D9/707, 629, 456, 435, 434, 433, 432, 427,
D9/425, 424, 423, 420, 418, 414, 430; D7/354;
D6/518, 515; D3/294, 302; D27/189; 383/42;
220/4.23, 409, 784, 778, 776, 494, 482, 268,
220/265

See application file for complete search history.

(56) **References Cited**

U.S. PATENT DOCUMENTS

D219,957 S * 2/1971 Spahr D9/414
D283,310 S * 4/1986 Sussman D9/420
D320,556 S * 10/1991 Fairhurst D9/414
D333,781 S * 3/1993 Kobel D9/734
D347,169 S * 5/1994 Bezzerides et al. D9/414
D359,404 S * 6/1995 Svee D6/476

D372,146 S * 7/1996 Svee D6/476
D383,633 S * 9/1997 Schweitzer D6/567
D494,760 S * 8/2004 Yuan D3/313
D499,019 S * 11/2004 Sagmeister et al. D9/418
D575,636 S * 8/2008 Krautter D9/420
D591,899 S * 5/2009 Bray et al. D27/189

OTHER PUBLICATIONS

<http://thesaurus.maths.org/mmkb/entry.html?sessionId=16E5ACC94>, Downloaded From Internet July 19, 2011.*

http://capsicum.me.utexas.edu/ChE386K/html/volume_unit_cell.htm, Downloaded From Internet July 19, 2011.*

* cited by examiner

Primary Examiner — Susan Bennett Hattan

(74) *Attorney, Agent, or Firm* — Chadbourn & Parke LLP

(57) **CLAIM**

The ornamental design for packaging, as shown and described.

DESCRIPTION

FIG. 1 is a right front top perspective view of packaging showing the design of an embodiment of the disclosed invention;

FIG. 2 is a front view thereof;

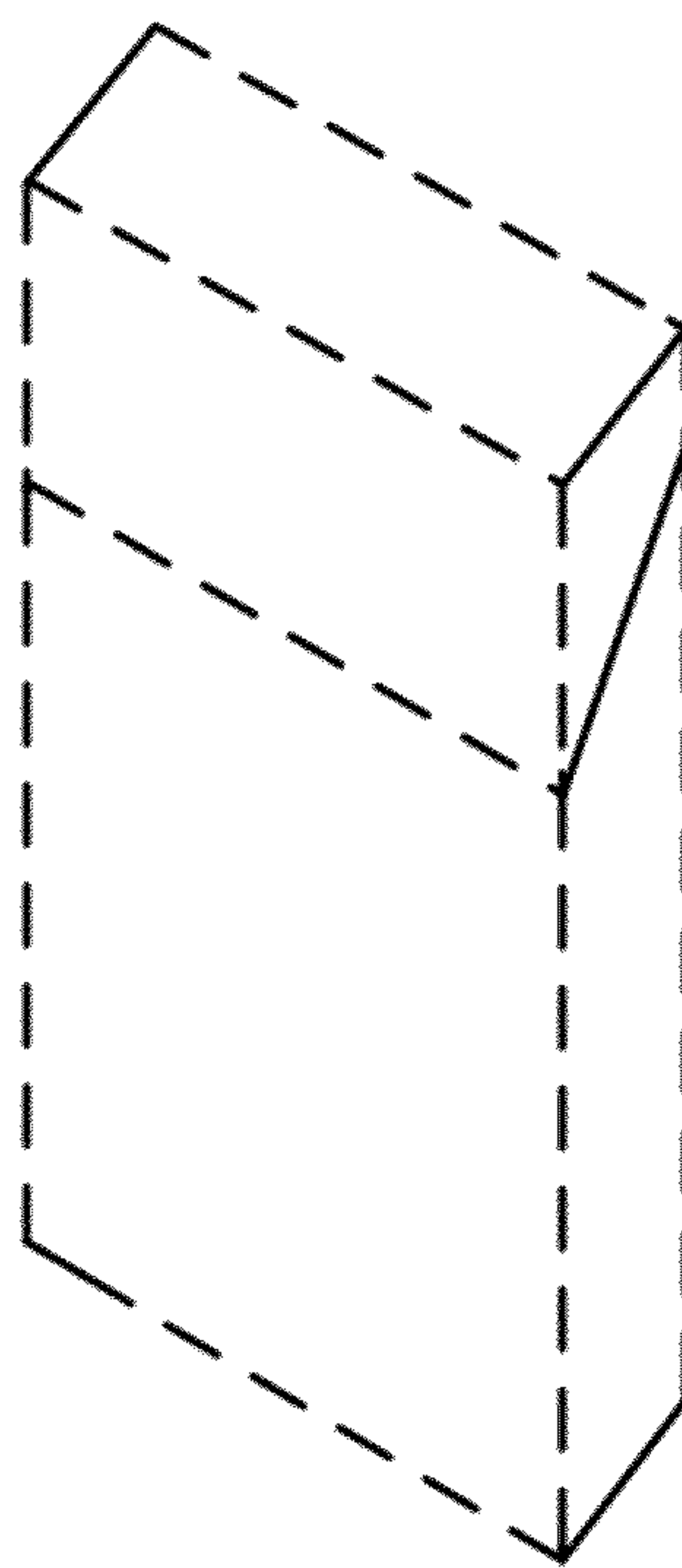
FIG. 3 is a rear view thereof;

FIG. 4 is a right side view thereof, the left side view being a mirror image thereof; and,

FIG. 5 is a top view thereof, the bottom view being a mirror image thereof.

The dashed lines shown in the drawings are for illustrative purposes only and form no part of the claimed design.

1 Claim, 2 Drawing Sheets



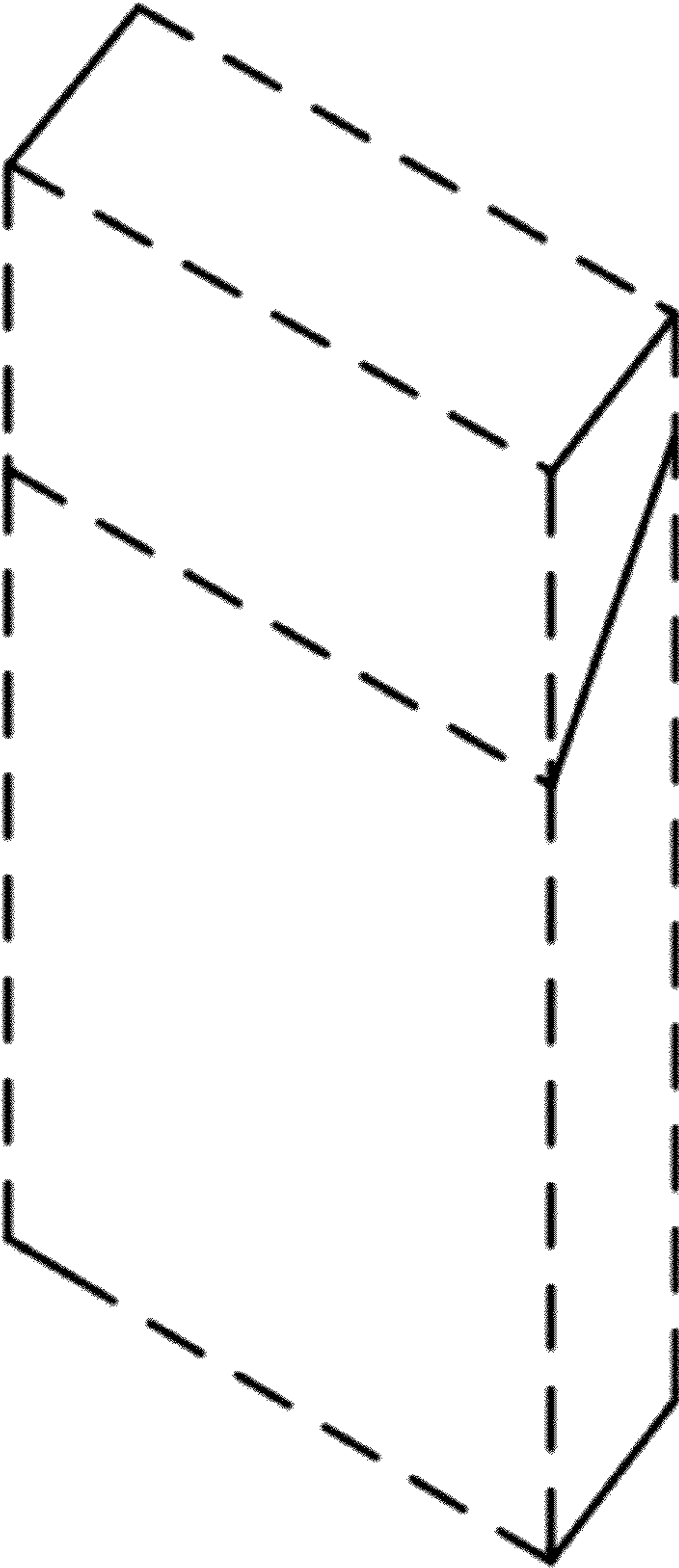


FIGURE 1

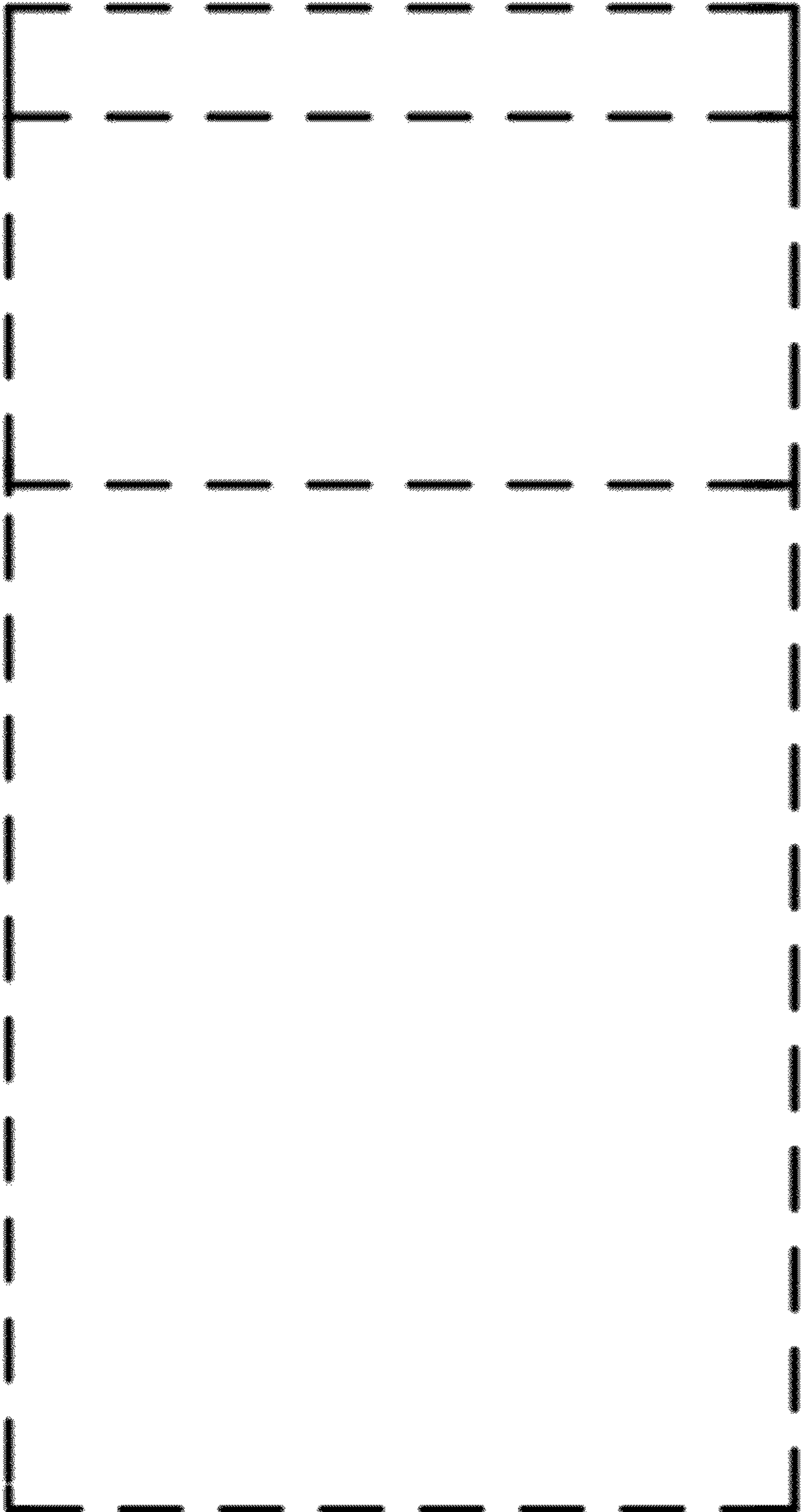


FIGURE 2



FIGURE 3




FIGURE 4



FIGURE 5