



US00D661175S

(12) **United States Design Patent**
Dahl et al.

(10) **Patent No.:** **US D661,175 S**
(45) **Date of Patent:** **** Jun. 5, 2012**

(54) **ROPE ASSEMBLY**

(76) Inventors: **Jeffery Daniel Dahl**, Medford, OR (US);
Daniel Paul Hawkins, Jacksonville, OR (US)

(**) Term: **14 Years**

(21) Appl. No.: **29/365,421**

(22) Filed: **Jul. 8, 2010**

(51) **LOC (9) Cl.** **08-08**

(52) **U.S. Cl.** **D8/349**; D8/354; D8/367

(58) **Field of Classification Search** D8/349,
D8/354, 355, 356, 363, 367, 372, 380-383,
D8/394, 395, 371, 366; 24/300, 115 H, 625;
248/58; 63/14.1; 403/209; 182/190; 57/200,
57/201

See application file for complete search history.

(56) **References Cited**

U.S. PATENT DOCUMENTS

496,696	A *	5/1893	Nash	211/89.01
578,444	A *	3/1897	Clagett	2/211
801,821	A *	10/1905	Baumgartner	24/440
1,522,836	A *	1/1925	Rawl	24/16 R
2,520,325	A *	8/1950	Moore	403/209
2,522,719	A *	9/1950	Johnson	224/220
3,233,851	A *	2/1966	Lemieux et al.	248/68.1
4,251,071	A *	2/1981	Norton	482/125
4,319,428	A *	3/1982	Fox	47/42
4,405,034	A *	9/1983	Dunne	182/190
4,519,564	A *	5/1985	Nadherny	248/58
D298,177	S *	10/1988	Bonner	D29/124
4,886,404	A *	12/1989	Jensen et al.	410/97
5,113,551	A *	5/1992	Roberts	24/115 A
5,195,335	A *	3/1993	Hart	63/3.2
D381,893	S *	8/1997	Klamm	D8/394
5,662,295	A *	9/1997	Nadherny et al.	248/58
D418,301	S *	1/2000	Anderson et al.	D3/327
6,059,246	A *	5/2000	Robbins	248/317
D438,090	S *	2/2001	Friedman	D8/349
6,751,829	B2 *	6/2004	Bergstrom	24/115 H
7,275,396	B2 *	10/2007	MacHock	63/14.1
D580,257	S *	11/2008	Squyres	D8/349
7,585,197	B1 *	9/2009	Merten	441/80
D624,391	S *	9/2010	Arendt et al.	D8/349

7,845,609	B2 *	12/2010	Bernard	248/328
8,020,712	B2 *	9/2011	Kopp et al.	211/30
2011/0154797	A1 *	6/2011	Dahl	57/200

OTHER PUBLICATIONS

LoopRope "Secure, Fast and Easy", YouTube video, uploaded Jan. 30, 2010 by 22dahlhouse, [online], [site visited Jan. 10, 2012]. Available from Internet, <<http://www.youtube.com/watch?v=Z86P6UruLDU&feature=autoplay&list=UUGryLmXcGK6jPVFj7auBxzg&lf=plcp&playnext=1>>.*

* cited by examiner

Primary Examiner — Jeffrey D Asch

(74) *Attorney, Agent, or Firm* — Jerry Haynes Law


(57) **CLAIM**

The ornamental design for a rope assembly, as shown and described.

DESCRIPTION

FIG. 1 is a top perspective view of a rope assembly showing our new design;
 FIG. 2 is a front view thereof, the back view being the same image thereof;
 FIG. 3 is a top view thereof, the bottom view being the mirror image thereof;
 FIG. 4 is a right side view thereof;
 FIG. 5 is a left side view thereof;
 FIG. 6 is a top perspective view of a second embodiment of a rope assembly showing our new design;
 FIG. 7 is a front view thereof, the back view being the same image thereof;
 FIG. 8 is a top view thereof, the bottom view being the mirror image thereof;
 FIG. 9 is a right side view thereof;
 FIG. 10 is a left side view thereof;
 FIG. 11 is a top perspective view of a third embodiment of a rope assembly showing our new design;
 FIG. 12 is a front view thereof, the back view being the same image thereof;
 FIG. 13 is a top view thereof, the bottom view being the mirror image thereof;
 FIG. 14 is a right side view thereof; and,
 FIG. 15 is a left side view thereof.

1 Claim, 3 Drawing Sheets



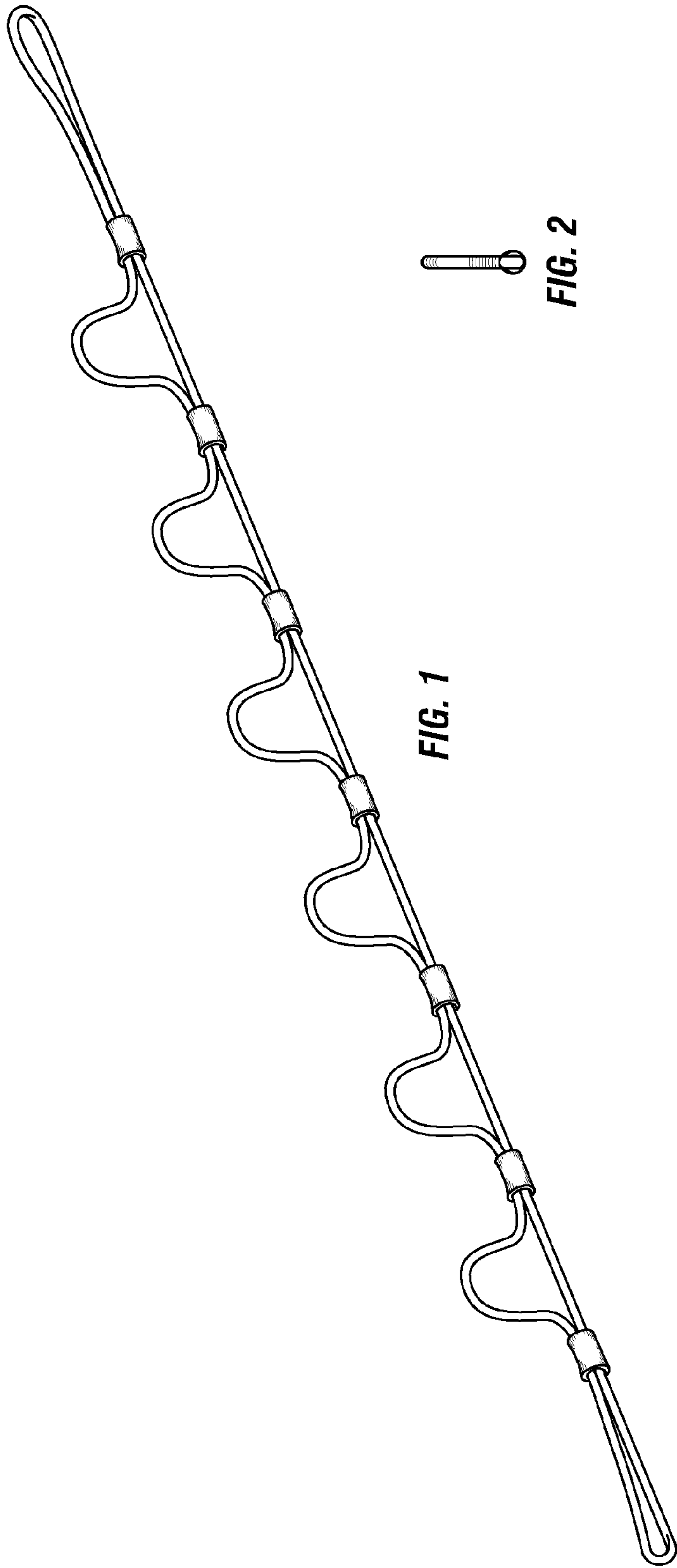


FIG. 1



FIG. 2

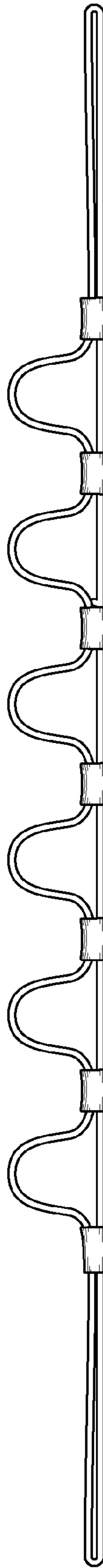


FIG. 3



FIG. 4



FIG. 5

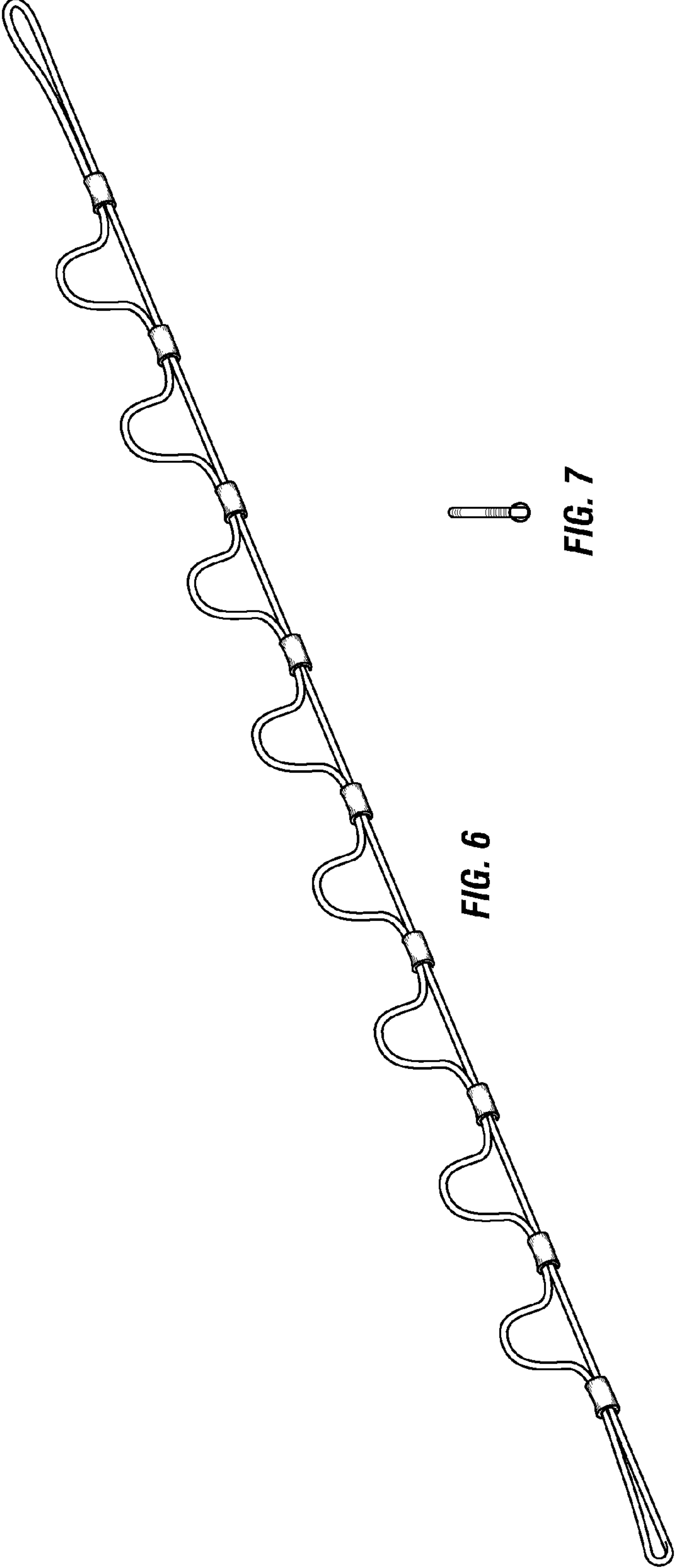


FIG. 6



FIG. 7

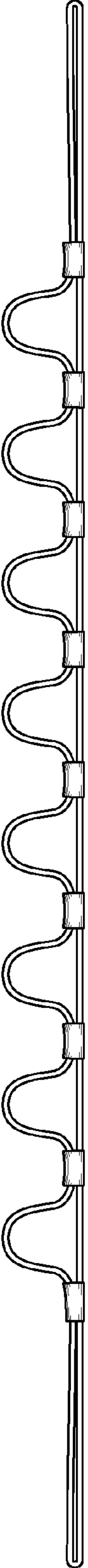


FIG. 8



FIG. 9



FIG. 10

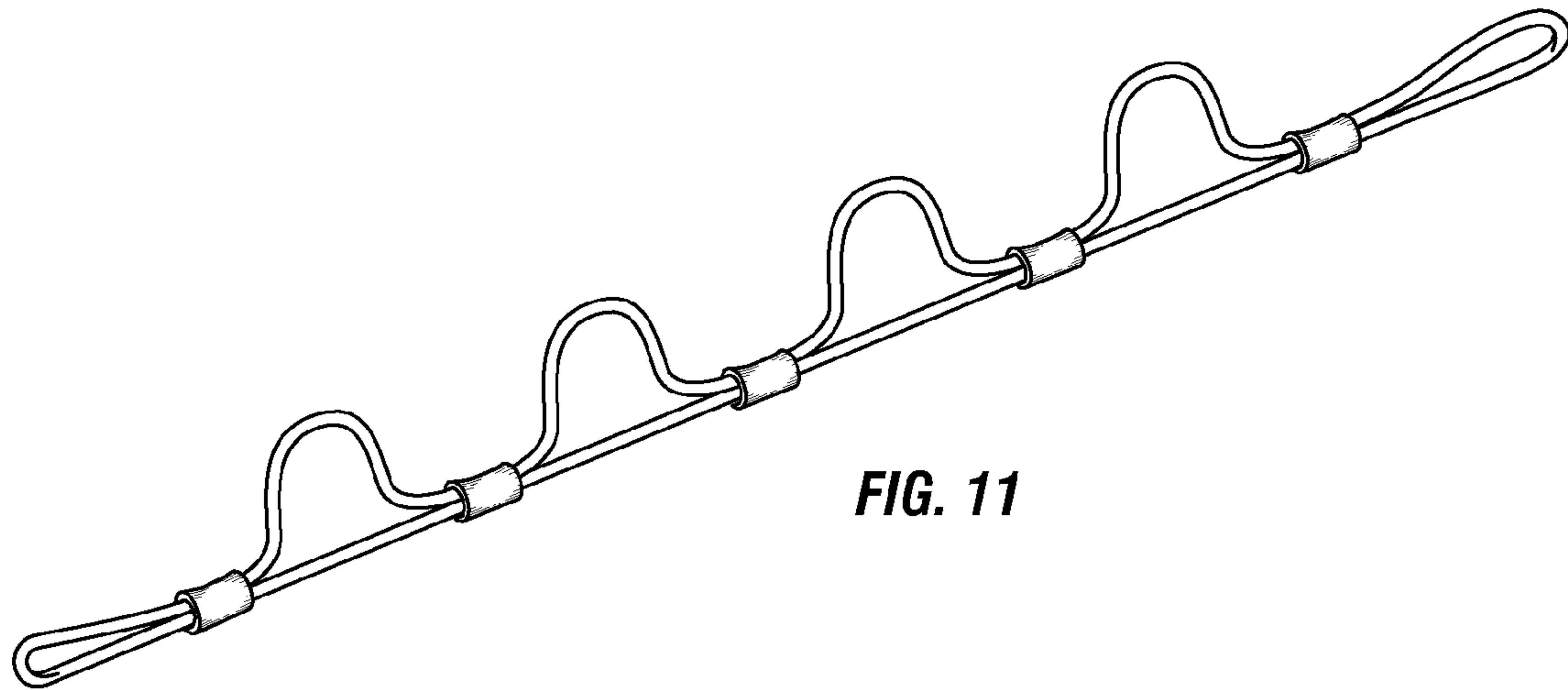


FIG. 11

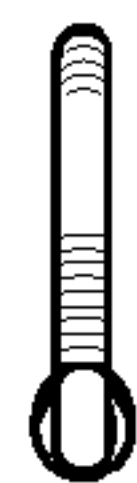


FIG. 12

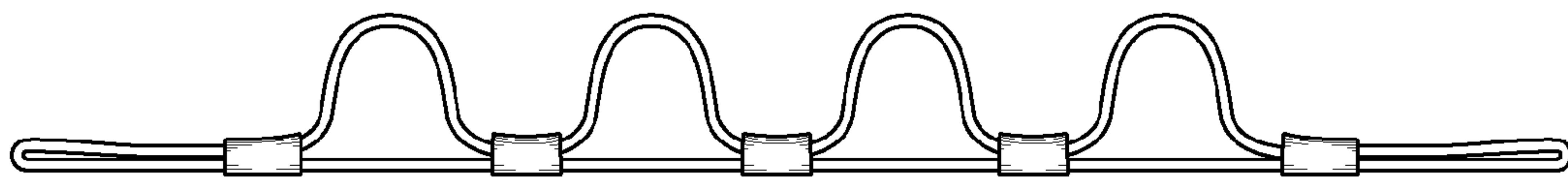


FIG. 13



FIG. 14



FIG. 15