



US00D661163S

(12) **United States Design Patent**
Reeb

(10) **Patent No.:** **US D661,163 S**
(45) **Date of Patent:** **** Jun. 5, 2012**

(54) **COOKIE DUNKING SPOON**
(75) Inventor: **David Lee Reeb**, New Taipei (TW)
(73) Assignee: **Universal Trim Supply Co., Ltd.**, New Taipei (TW)

D394,014 S * 5/1998 Laib D10/46.2
6,928,870 B1 * 8/2005 Liebowitz 73/426
D519,004 S * 4/2006 Archer D7/692
D557,570 S * 12/2007 Shamoon D7/637
D590,216 S * 4/2009 Pairon D7/691
D629,263 S * 12/2010 Pico et al. D7/654
2010/0295328 A1 * 11/2010 Fiorino 294/137

(**) Term: **14 Years**
(21) Appl. No.: **29/410,053**

* cited by examiner

Primary Examiner — Ricky Pham
(74) *Attorney, Agent, or Firm* — Leong C. Lei

(22) Filed: **Jan. 4, 2012**
(51) **LOC (9) Cl.** **07-03**
(52) **U.S. Cl.** **D7/653; D7/642; D7/647**
(58) **Field of Classification Search** D7/368,
D7/395, 401.2, 637, 642-646, 649-654, 659-664,
D7/669, 675-676, 683, 688-692, 695-696;
D10/46.2; 30/137, 141-143, 147-150, 322-327,
30/329, 340, 342-344; 73/426; 177/149;
219/227; 294/137; 416/70 R; 600/574
See application file for complete search history.

(57) **CLAIM**
The ornamental design for a cookie dunking spoon, as shown and described.

DESCRIPTION


FIG. 1 is a perspective view of a cookie dunking spoon showing my new design;
FIG. 2 is a front elevational view thereof;
FIG. 3 is a rear elevational view thereof;
FIG. 4 is a left side perspective view thereof;
FIG. 5 is a right side perspective view thereof;
FIG. 6 is a top plan view thereof;
FIG. 7 is a bottom plan view thereof; and,
FIG. 8 is another perspective view thereof, with the front tongue tilted.
The dotted line showing of the tilted tongue is for illustrative purposes only and forms no part of the claimed design.

(56) **References Cited**

U.S. PATENT DOCUMENTS

4,116,290 A * 9/1978 Fishman 177/149
4,825,551 A * 5/1989 Sherblom 30/326
D311,852 S * 11/1990 Green D7/692
5,182,860 A * 2/1993 Kuhlman 30/325
5,345,059 A * 9/1994 Wen 219/227
5,422,076 A * 6/1995 Jones 600/574

1 Claim, 6 Drawing Sheets



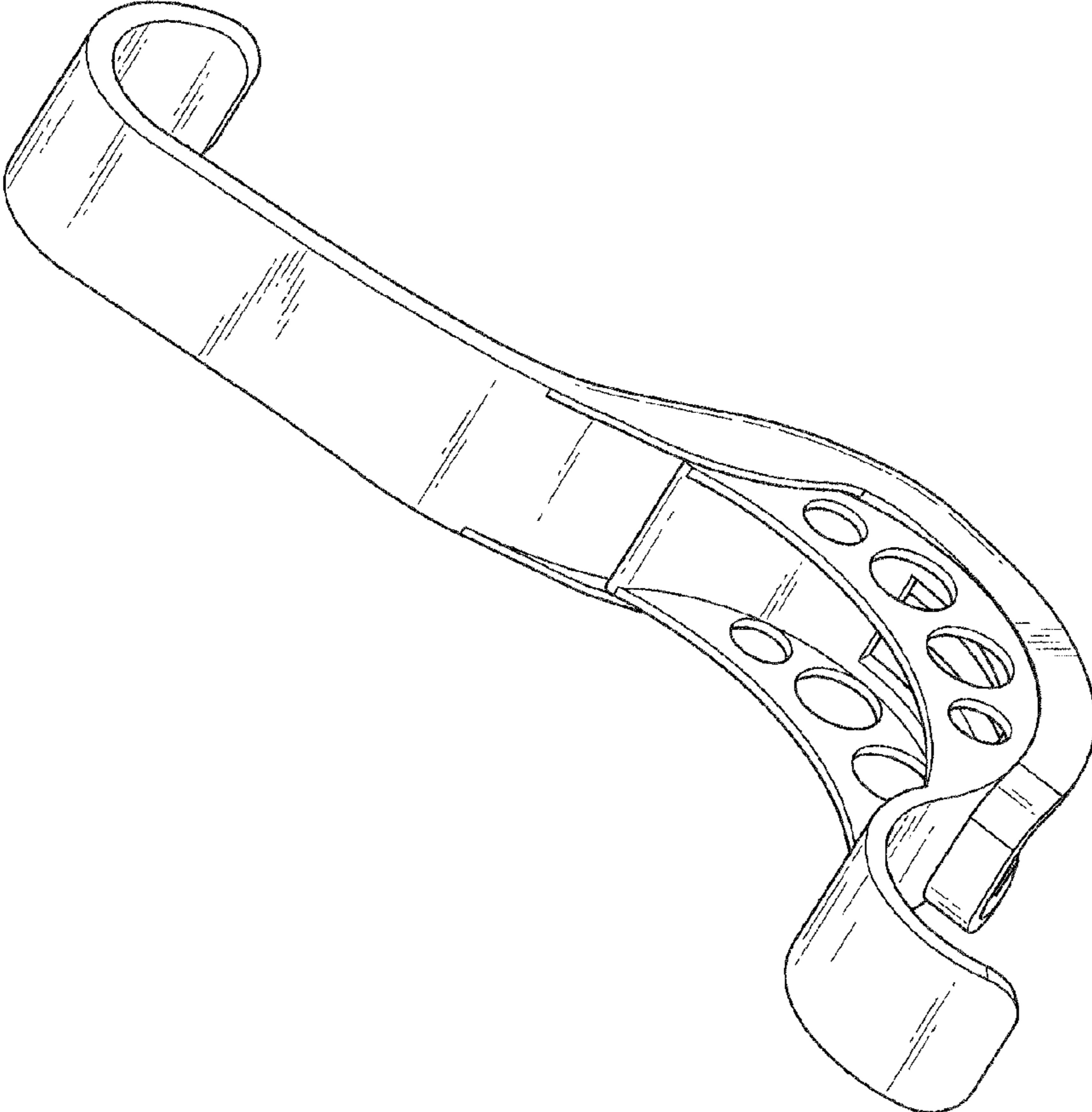


FIG.1

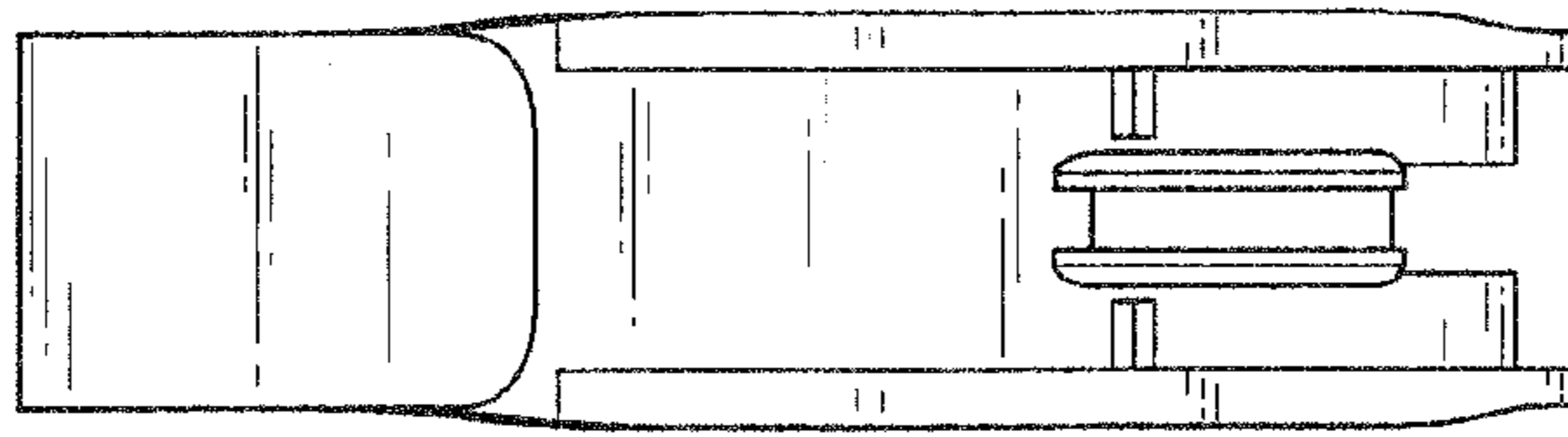


FIG. 3

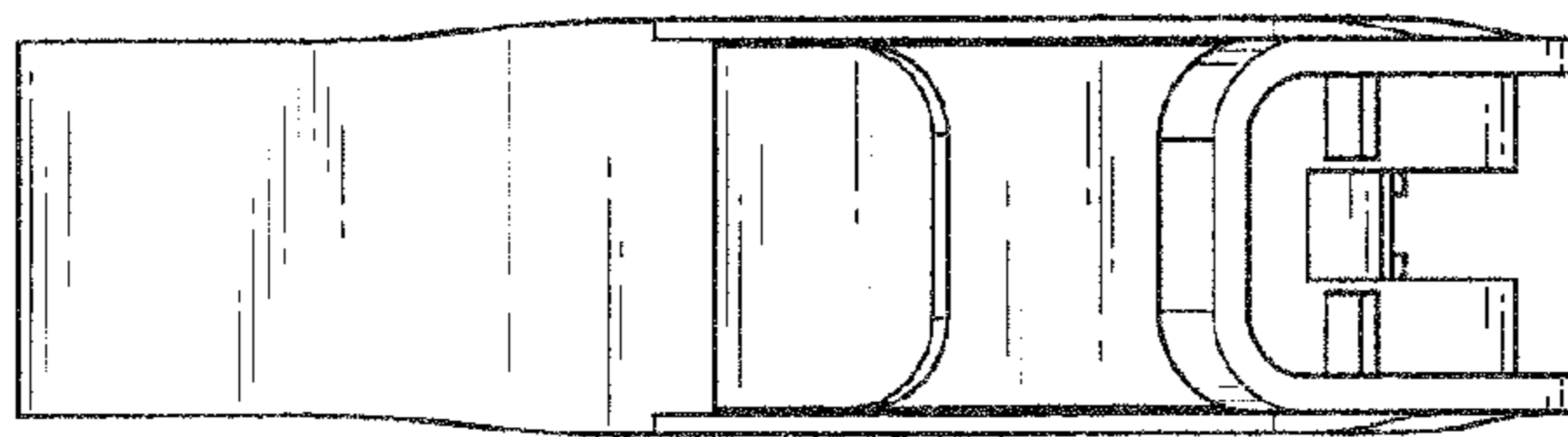


FIG. 2

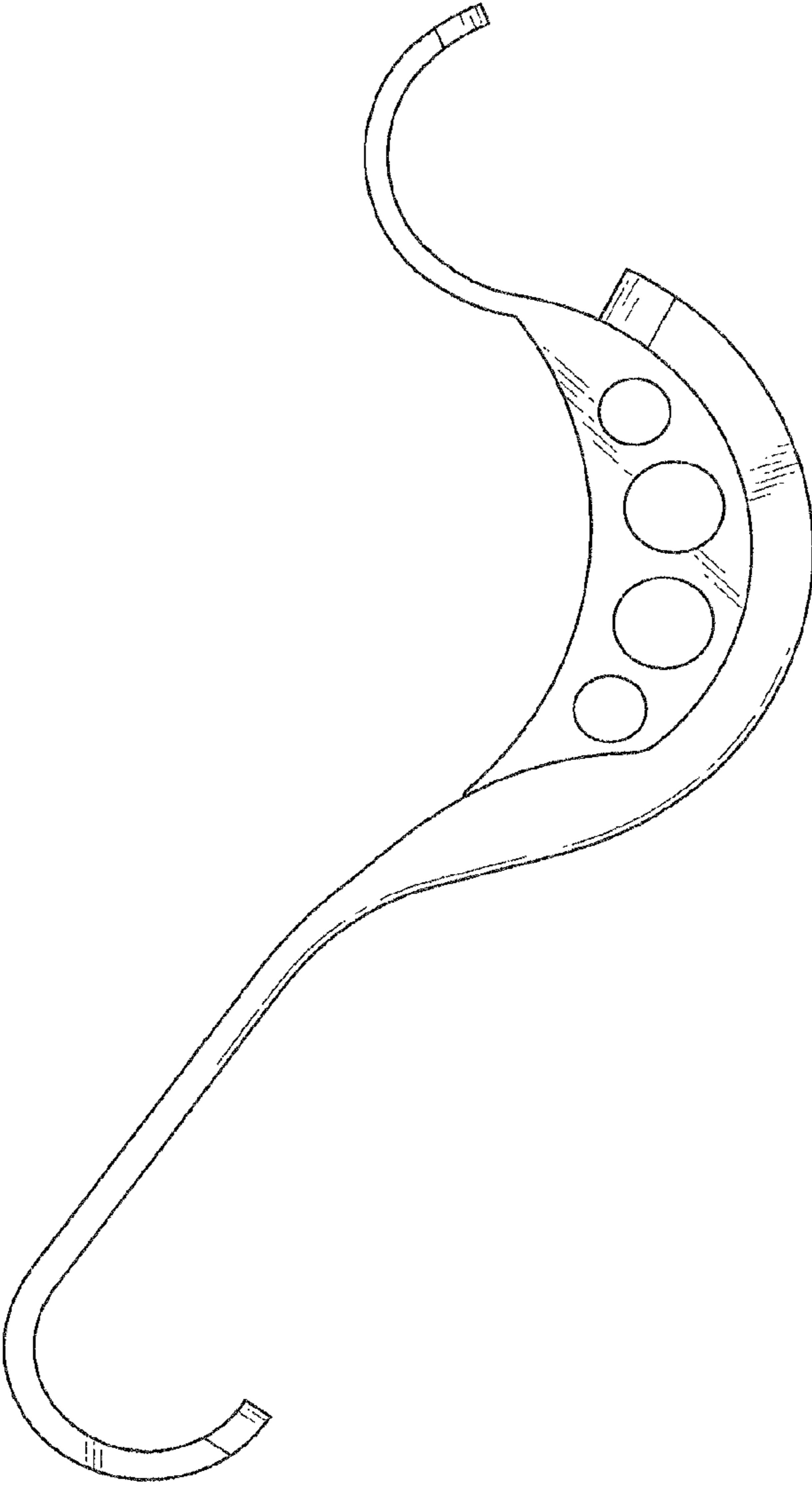


FIG.4

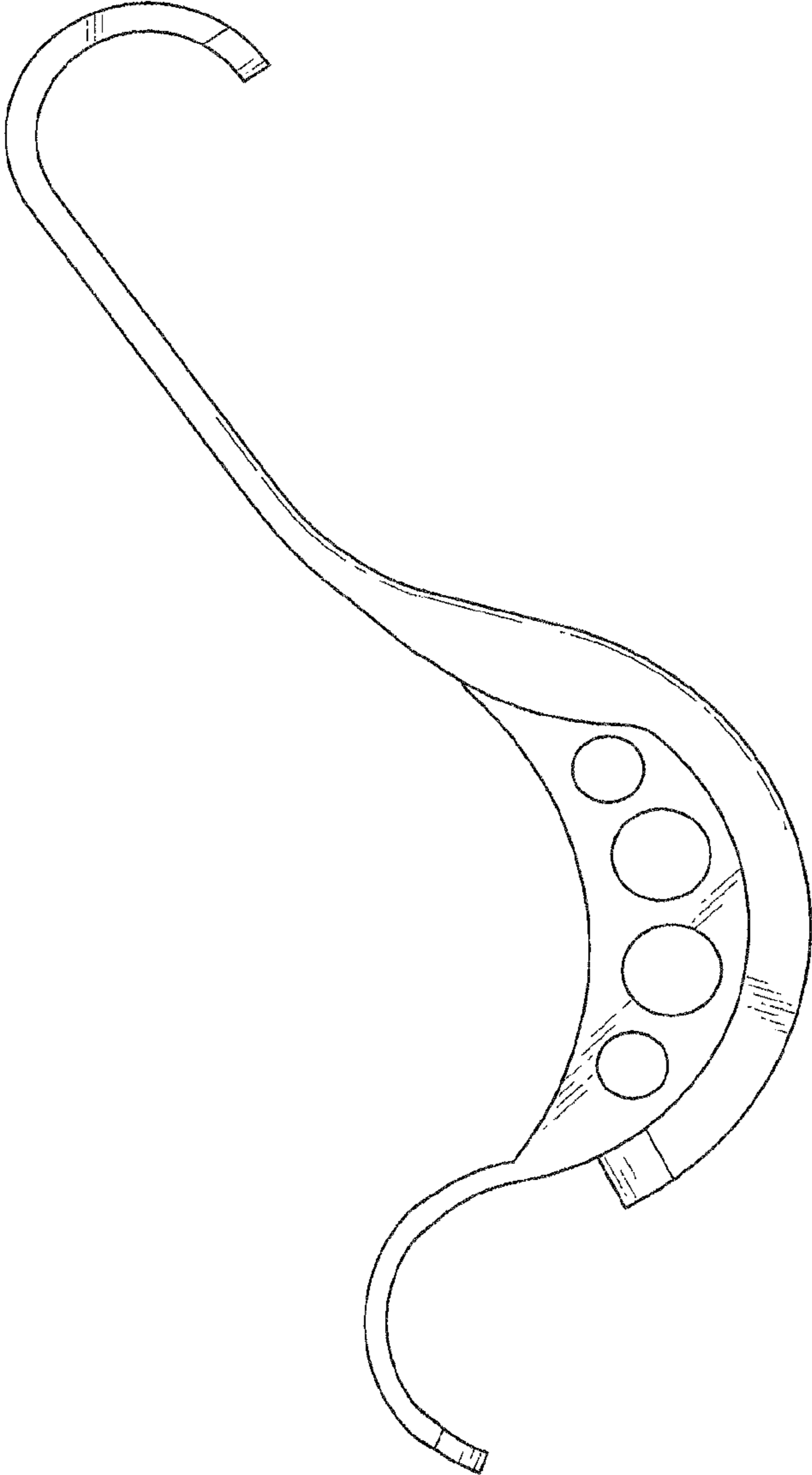


FIG.5

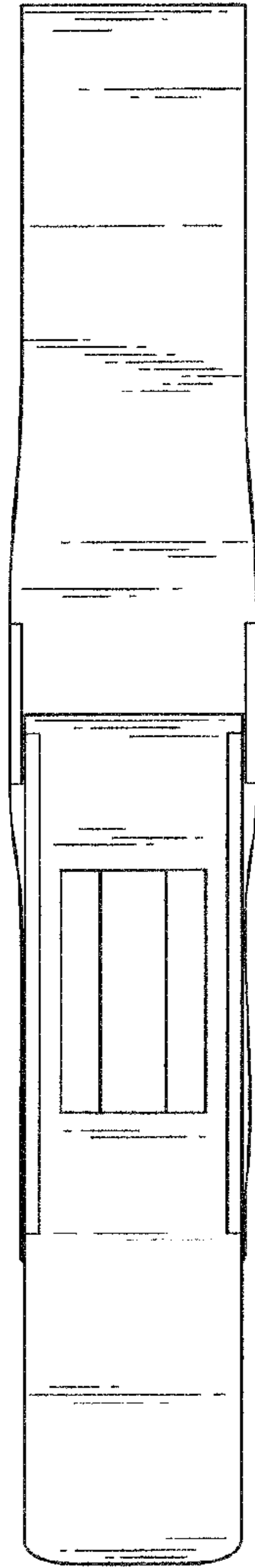


FIG. 6

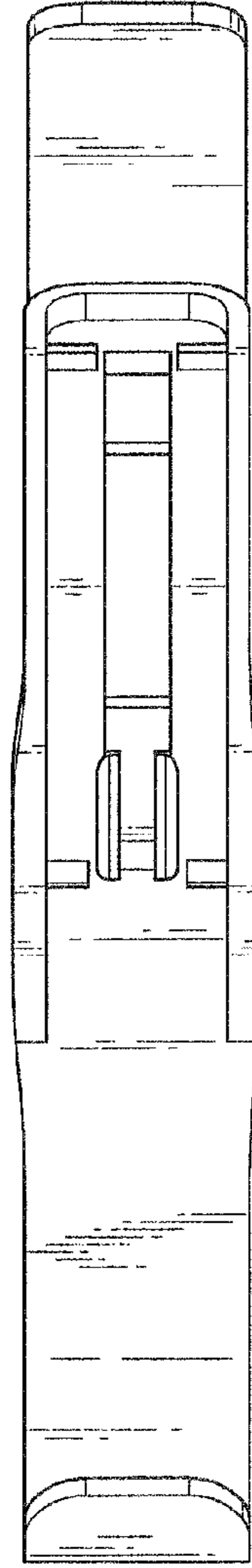


FIG. 7

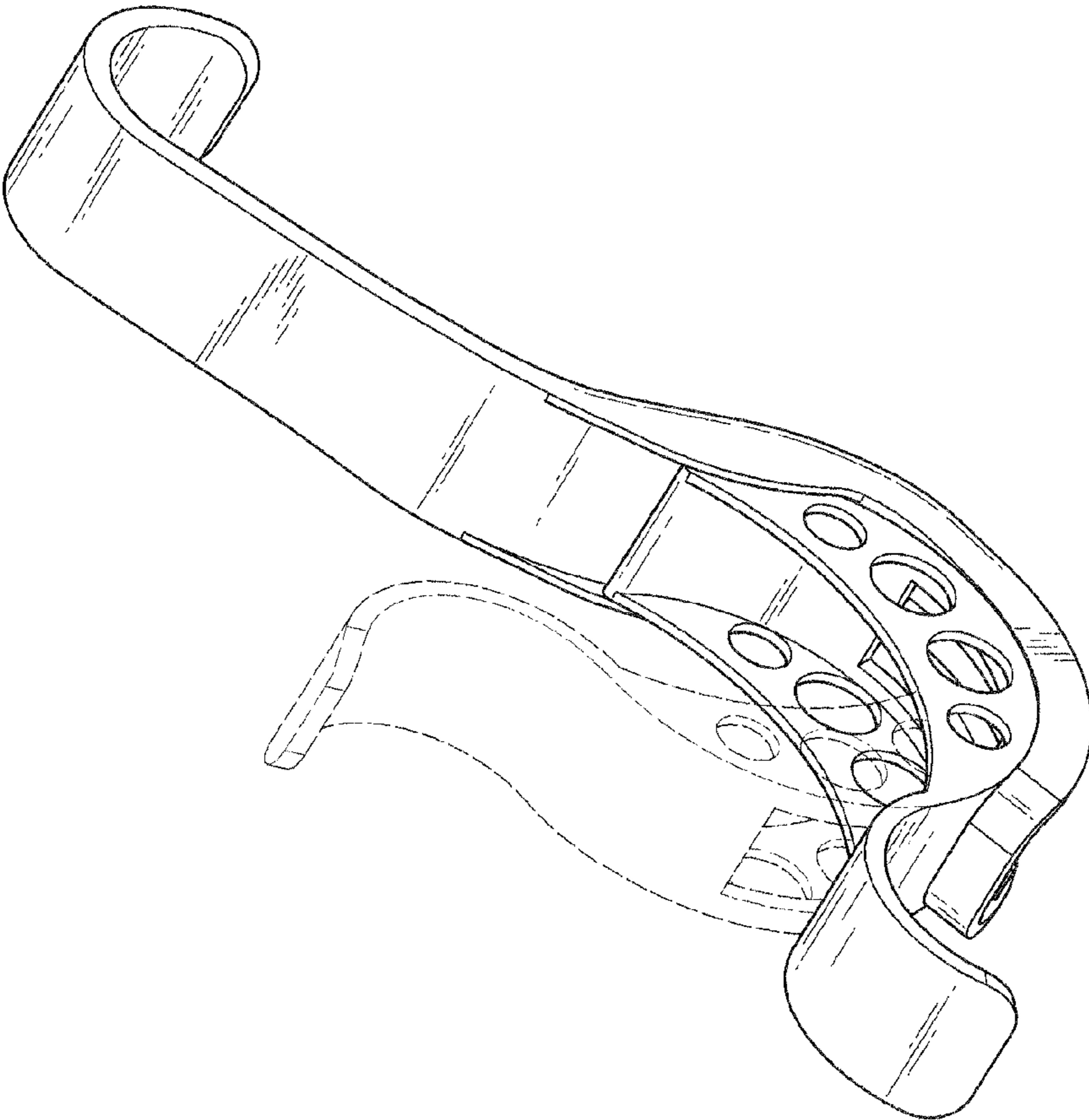


FIG.8