

US00D661154S

(12) **United States Design Patent**
King

(10) **Patent No.:** **US D661,154 S**

(45) **Date of Patent:** **** Jun. 5, 2012**

(54) **CHAIR CAP**

(76) Inventor: **Kyanna J. King**, Dorchester, MA (US)

(**) Term: **14 Years**

(21) Appl. No.: **29/374,945**

(22) Filed: **Oct. 31, 2011**

(51) **LOC (9) Cl.** **06-13**

(52) **U.S. Cl.** **D6/611**

(58) **Field of Classification Search** D6/610,
D6/611, 445, 490, 596, 601, 602, 603, 615,
D6/617, 621; D12/401-405; 135/87, 88.01,
135/95; 150/165-167, 158, 154; 280/770;
296/136.1, 136.01, 136.11; D7/306, 307;
297/218.1-218.5, 219.1-229; D23/354

See application file for complete search history.

D636,624 S * 4/2011 Berk et al. D6/611
D648,587 S * 11/2011 Rice Golin D6/611
D648,588 S * 11/2011 Rice Golin D6/611
D648,589 S * 11/2011 Rice Golin D6/611
D648,590 S * 11/2011 Rice Golin D6/611
D652,667 S * 1/2012 Schwartz D6/610

* cited by examiner

Primary Examiner — Caron D Veynar

Assistant Examiner — Katrina A Betton

(74) *Attorney, Agent, or Firm* — Paul R. Martin

(57) **CLAIM**

The ornamental design for a chair cap, as shown and described.

DESCRIPTION

FIG. 1 is a frontal perspective view of my new design for a chair cap.

FIG. 2 is a front elevational view of the chair cap of my new design.

FIG. 3 is a right side elevational view thereof.

The left side view would be a mirror image thereof.

FIG. 4 is a top plan view thereof; and,

FIG. 5. is an elevational view of the back thereof.

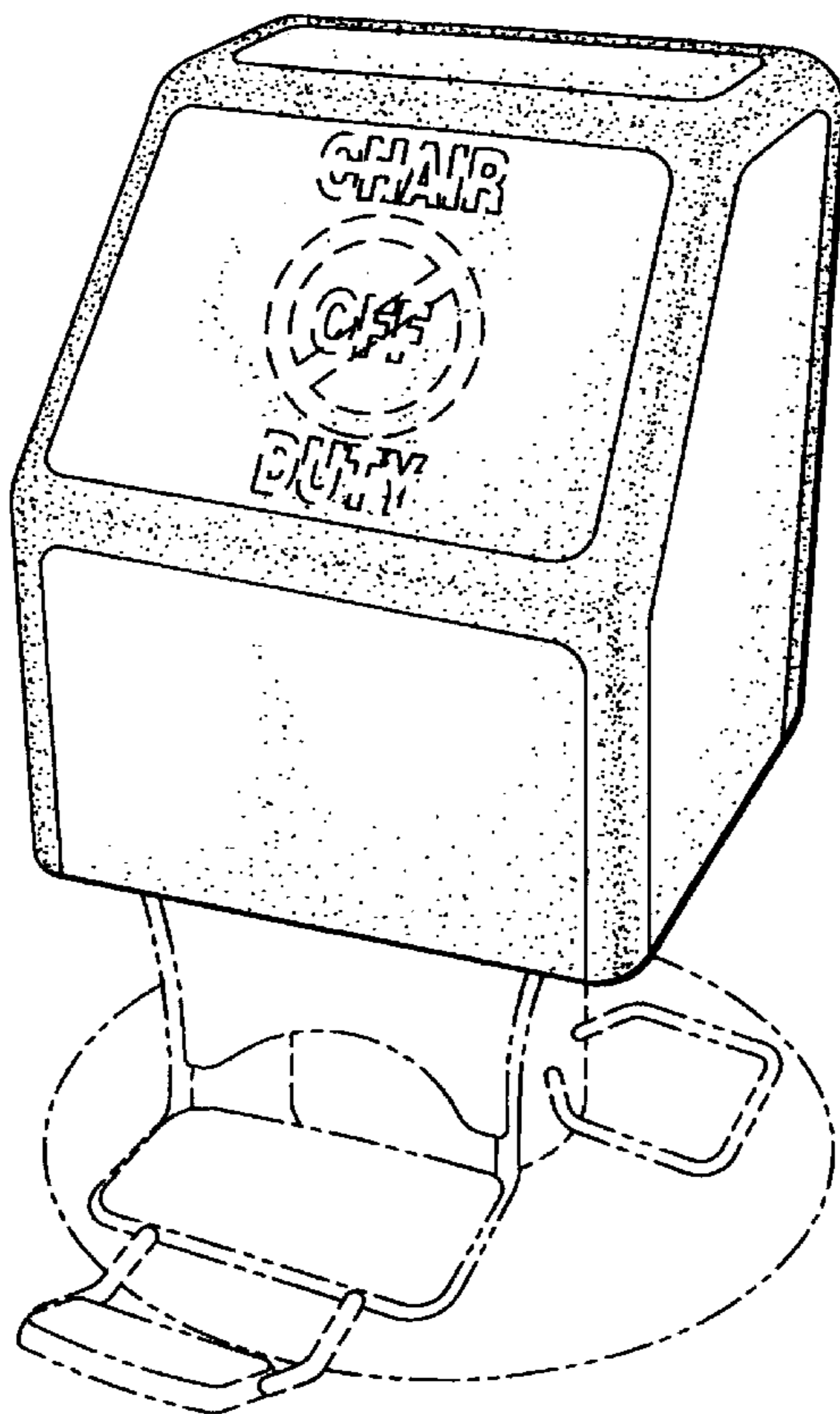
The broken line elements shown in FIG. 1 are environmental and form no part of the invention.

(56) **References Cited**

U.S. PATENT DOCUMENTS

3,517,963 A * 6/1970 Woods et al. 297/228
D303,473 S 9/1989 Sheinman
D307,995 S 5/1990 Kelldorf
D331,521 S * 12/1992 Kelldorf D6/611
D358,035 S * 5/1995 Zander et al. D5/53
D369,493 S * 5/1996 LaRoche D6/334
D448,597 S * 10/2001 Coblenz D6/611
D465,688 S * 11/2002 Hetherington D6/611
D473,090 S * 4/2003 Trucchi D6/611
7,506,928 B1 3/2009 Meek et al.

1 Claim, 3 Drawing Sheets



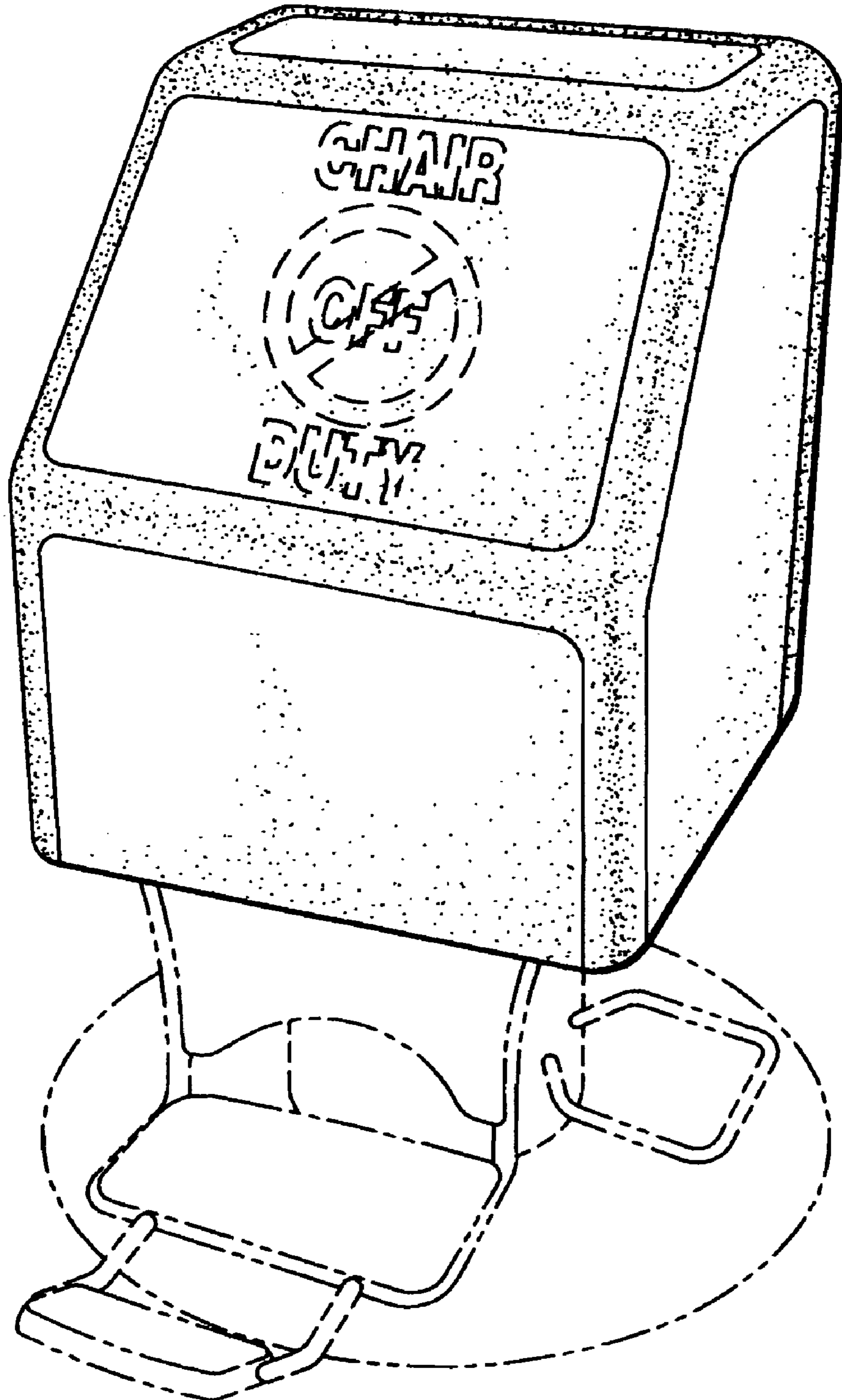


Fig. 1

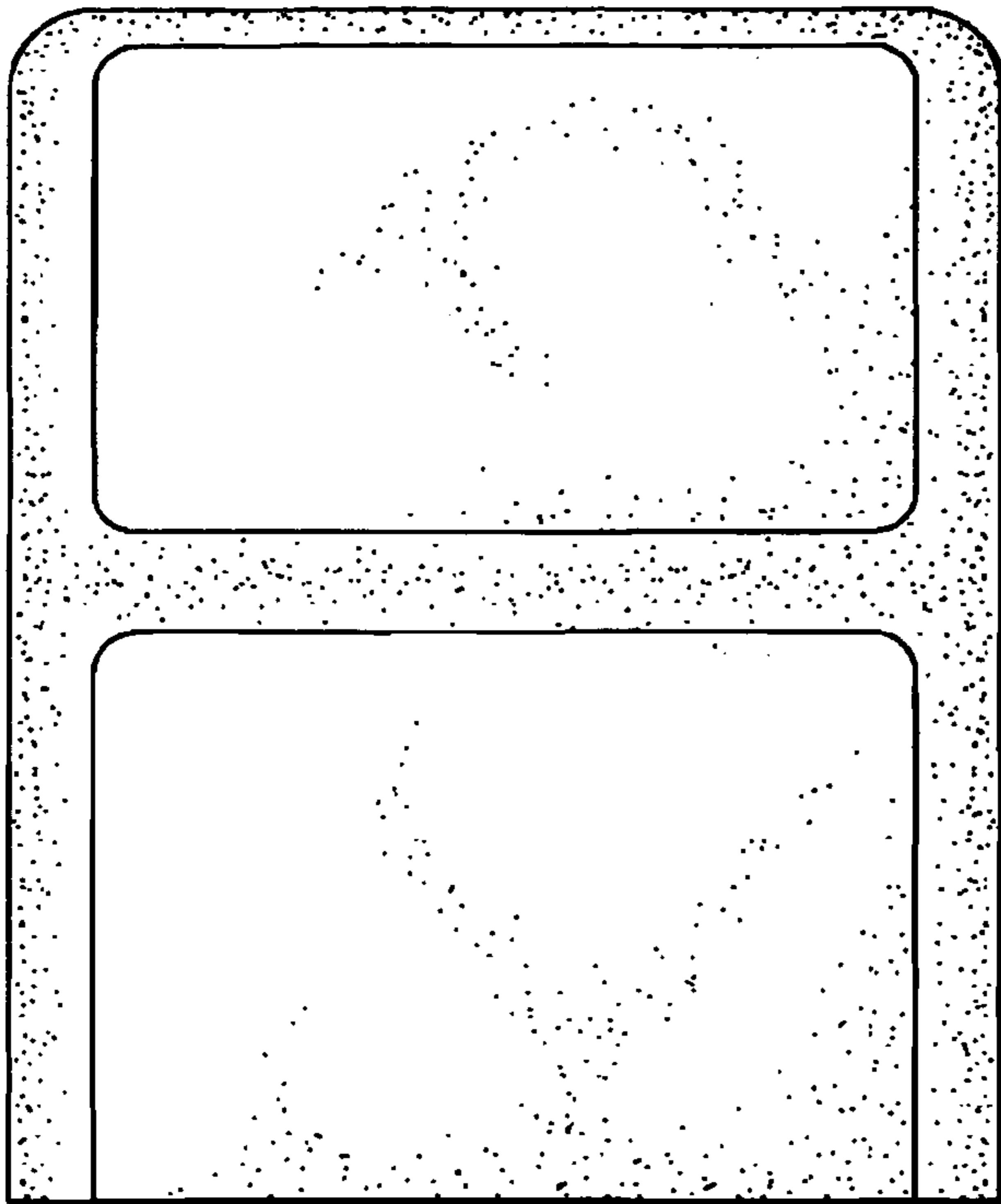


Fig. 2

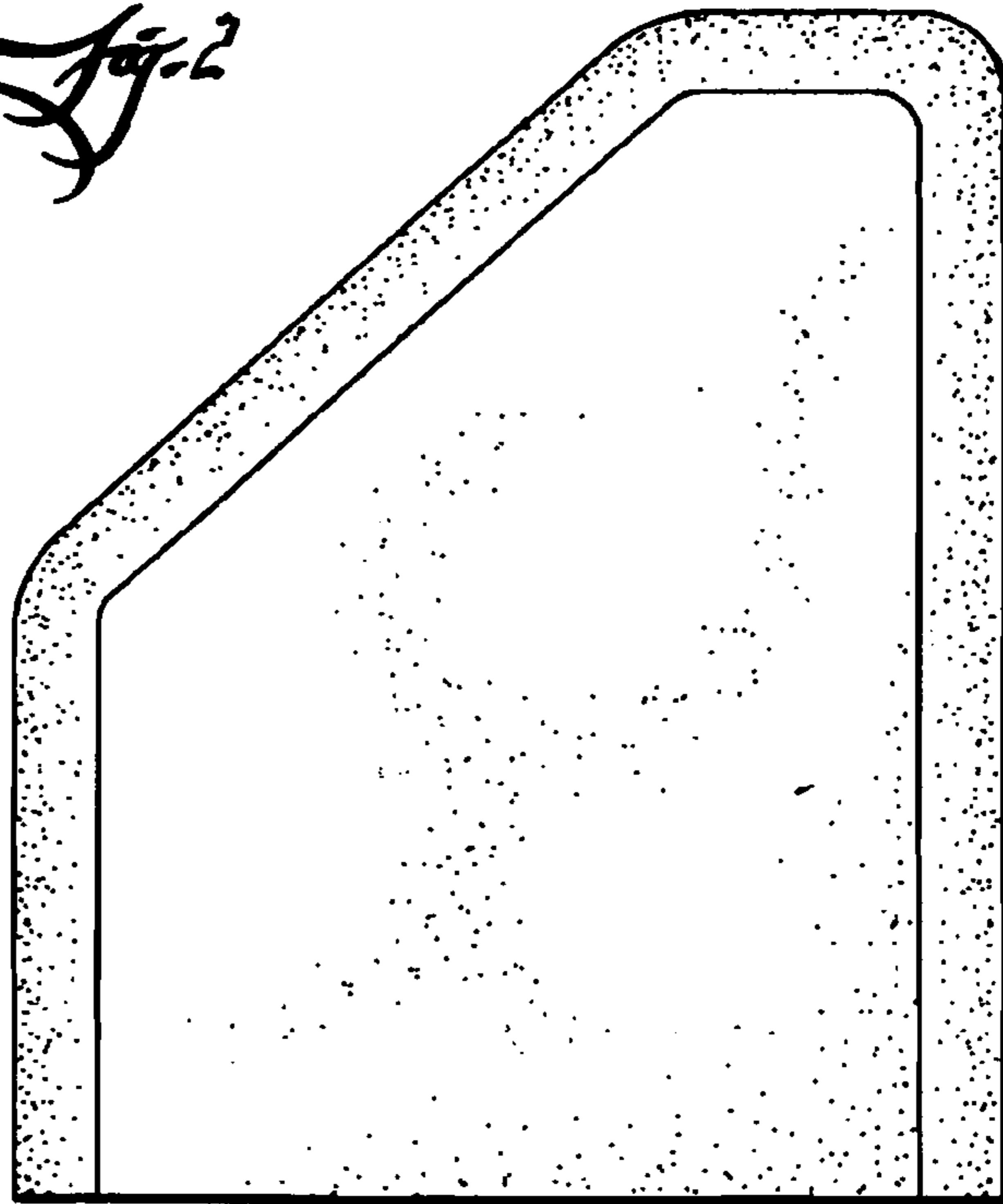


Fig. 3

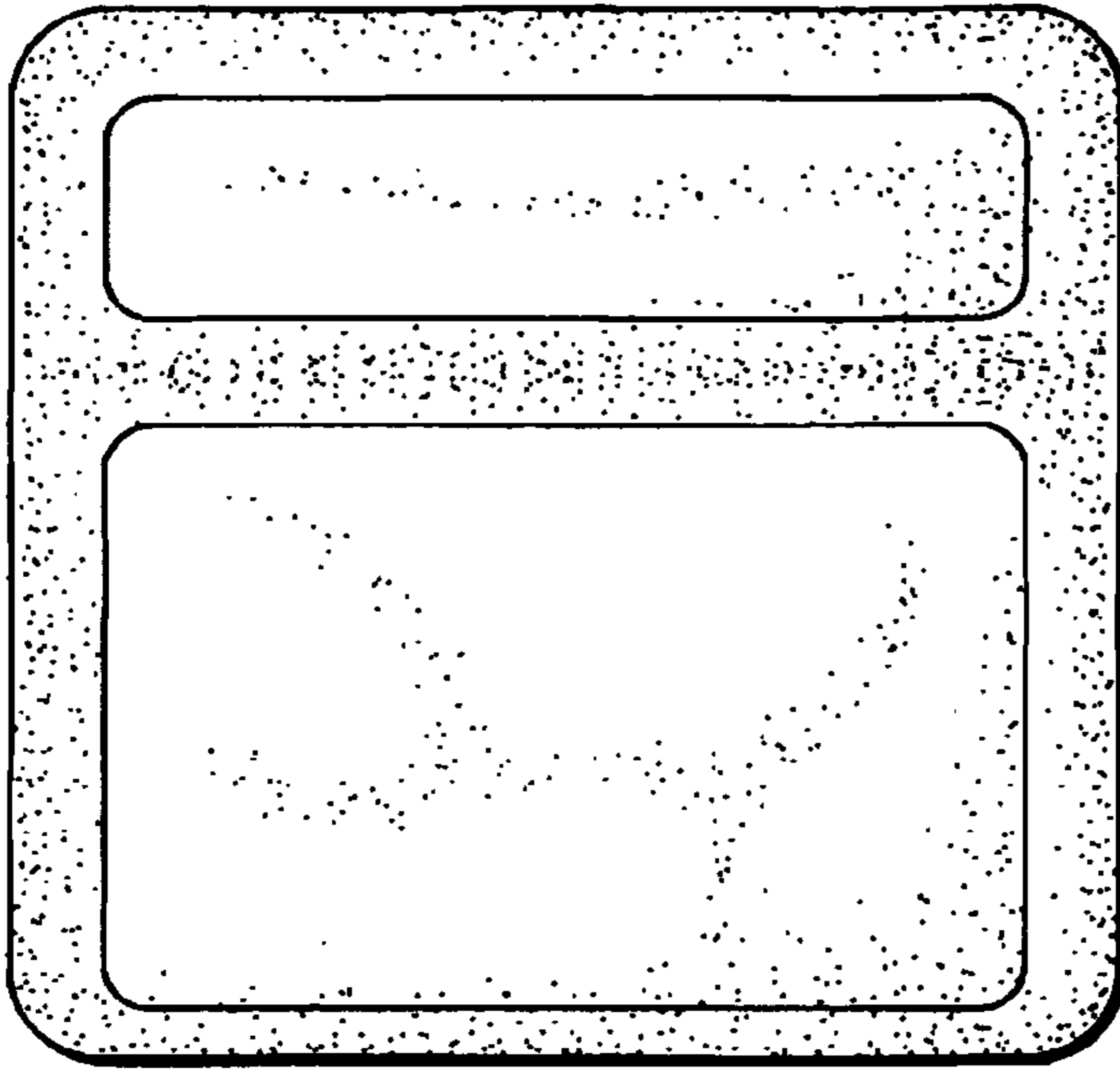


Fig. 4




Fig. 5