



US00D661137S

(12) **United States Design Patent**
Su

(10) **Patent No.:** **US D661,137 S**
(45) **Date of Patent:** **** Jun. 5, 2012**

(54) **CHAIR BACKREST**

(76) Inventor: **Tung-Hua Su**, Tainan (TW)

(**) Term: **14 Years**

(21) Appl. No.: **29/406,633**

(22) Filed: **Nov. 16, 2011**

(51) **LOC (9) Cl.** **06-01**

(52) **U.S. Cl.** **D6/502; D6/366**

(58) **Field of Classification Search** D6/334-336,
D6/364, 365, 366, 367, 369, 374, 379, 380,
D6/500-502; 297/284.4, 300.2, 411.27,
297/411.36, 452.13, 452.29, 452.3, 452.46,
297/452.56, 452.64

See application file for complete search history.

(56) **References Cited**

U.S. PATENT DOCUMENTS

D493,627	S	*	8/2004	Ma	D6/366
D534,384	S	*	1/2007	Su	D6/502
D540,080	S	*	4/2007	Su	D6/502
D540,081	S	*	4/2007	Su	D6/502
D540,579	S	*	4/2007	Su	D6/502
D540,580	S	*	4/2007	Su	D6/502
D543,398	S	*	5/2007	Su	D6/502

D559,571	S	*	1/2008	Meda	D6/366
D579,223	S	*	10/2008	Greutmann	D6/366
D579,695	S	*	11/2008	Wu	D6/500
D580,198	S	*	11/2008	Wu	D6/502
D580,199	S	*	11/2008	Su	D6/502
D582,170	S	*	12/2008	Chi	D6/366
D650,617	S	*	12/2011	Chen	D6/500

* cited by examiner

Primary Examiner — Mimososa De

(57) **CLAIM**

The ornamental design for a chair backrest, as shown and described.

DESCRIPTION

FIG. 1 is a perspective view of the chair backrest showing my new design;

FIG. 2 is a front elevation view thereof;

FIG. 3 is a rear elevation view thereof;


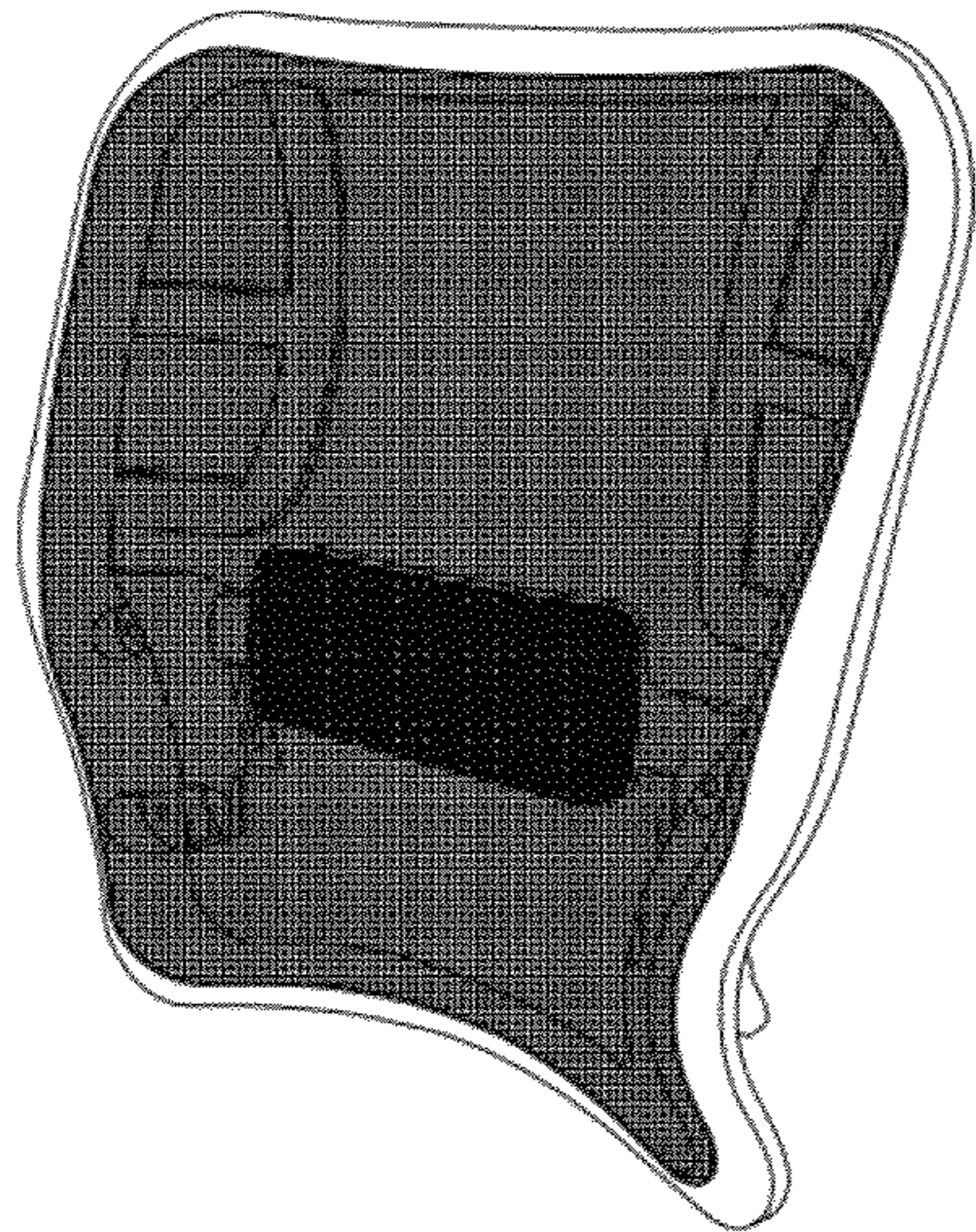
FIG. 4 is a left side elevation view thereof;

FIG. 5 is a right side elevation view thereof;

FIG. 6 is a top plan view thereof; and,

FIG. 7 is a bottom plan view thereof.

1 Claim, 6 Drawing Sheets



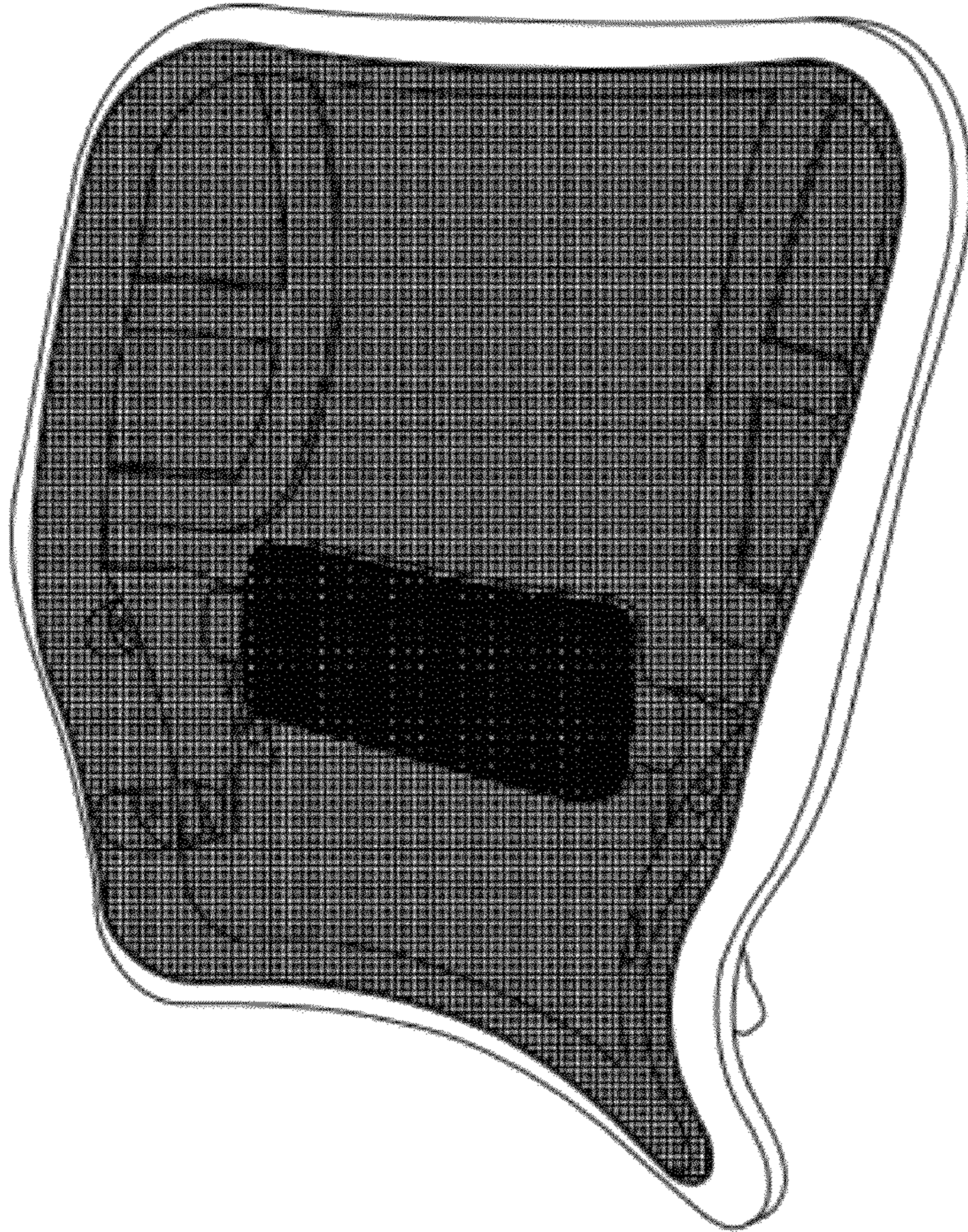
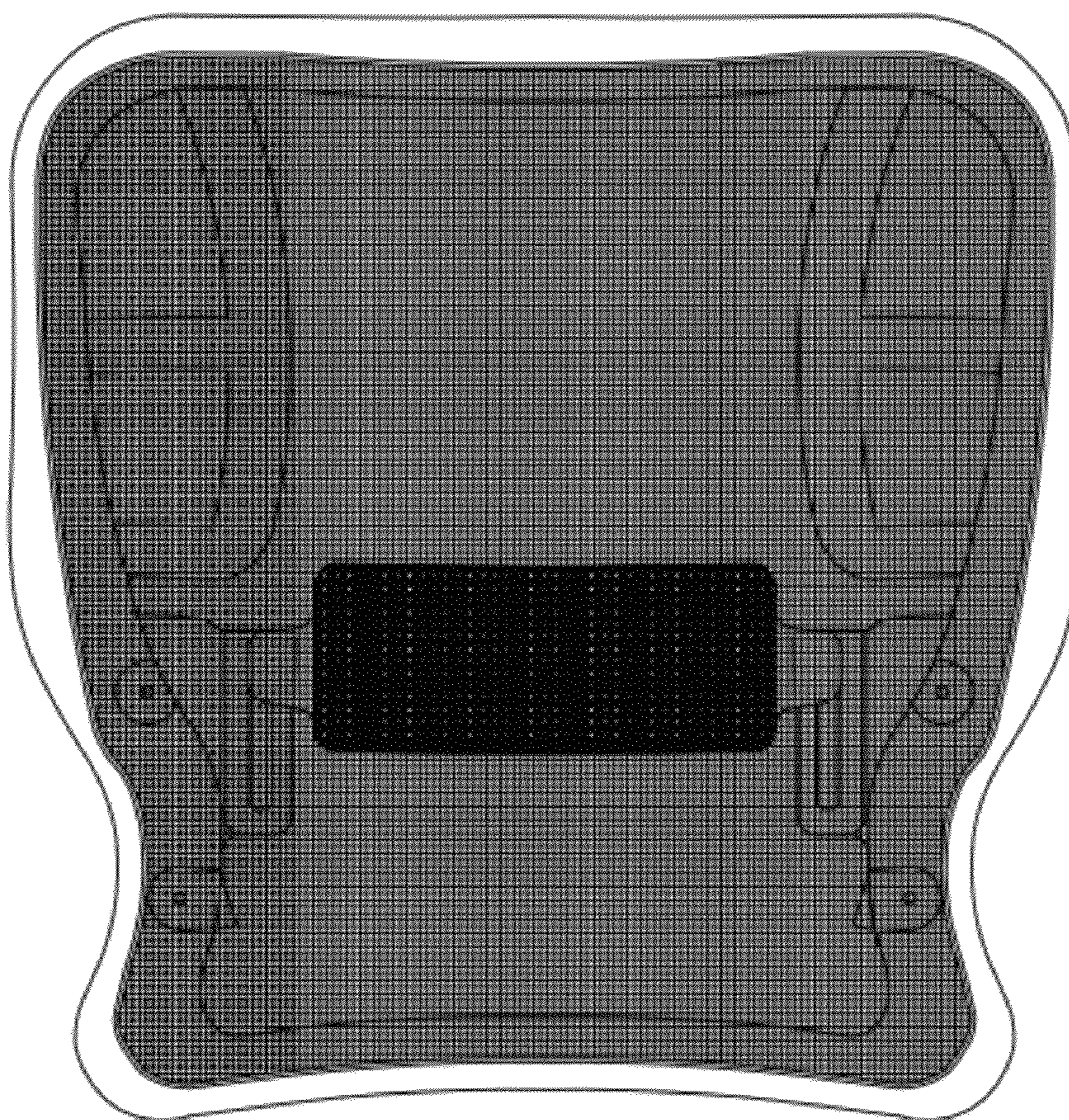


FIG. 1



F I G . 2


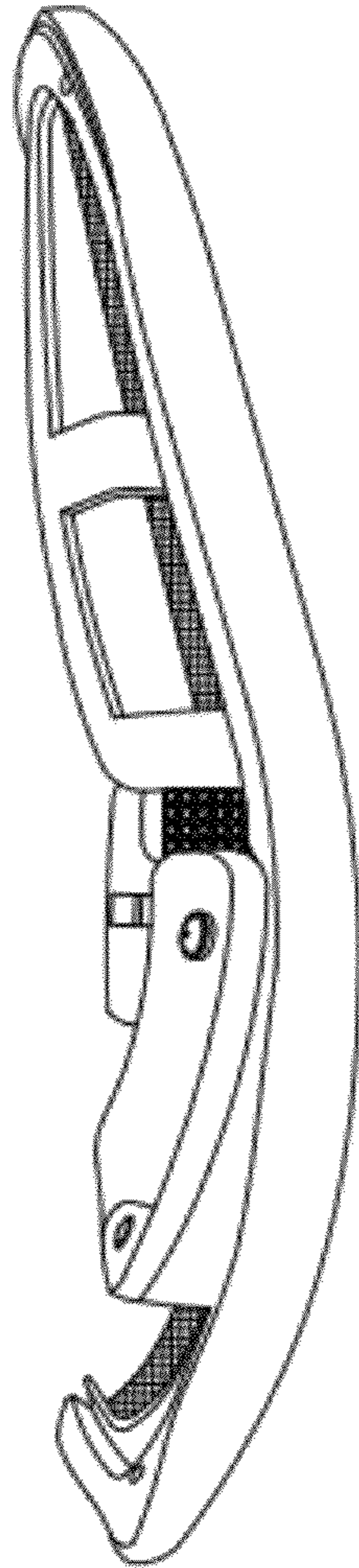


FIG. 3



F I G . 4

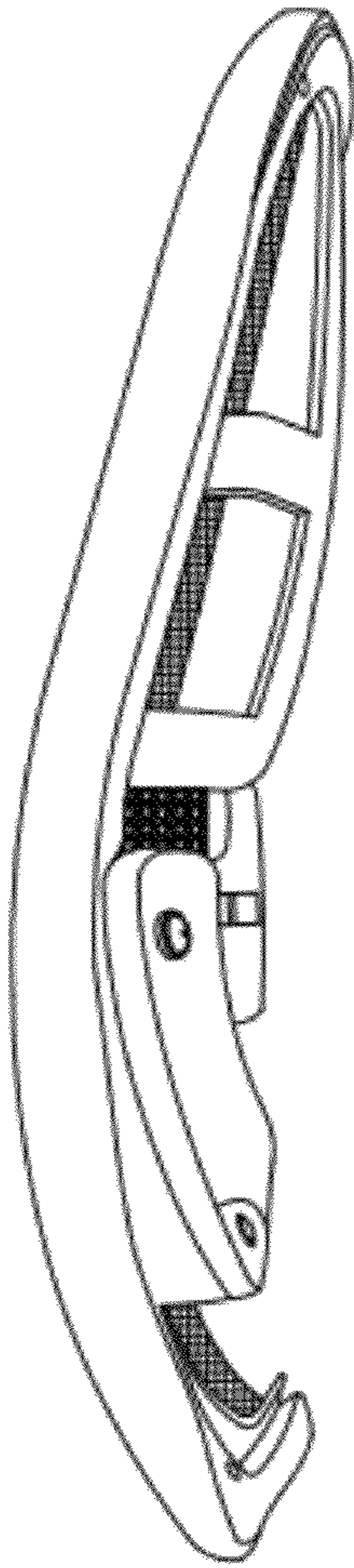




FIG. 5



F I G . 6



F I G . 7