



US00D661123S

(12) **United States Design Patent**
Curbbun et al.

(10) **Patent No.:** **US D661,123 S**
(45) **Date of Patent:** **** Jun. 5, 2012**

(54) **MOBILE DISPLAY**

(75) Inventors: **Charles Stanley Curbbun**, Leucadia, CA (US); **Scott A. Clear**, Escondido, CA (US); **Julian C. Groeli**, San Diego, CA (US)

(73) Assignee: **Sohme, LLC**, Carlsbad, CA (US)

(**) Term: **14 Years**

(21) Appl. No.: **29/351,761**

(22) Filed: **Dec. 10, 2009**

(51) **LOC (9) Cl.** **06-04**

(52) **U.S. Cl.** **D6/396; D20/10**

(58) **Field of Classification Search** D6/300-314, D6/444, 419, 466, 449, 396, 397; D14/141.2, D14/336, 128, 374, 371, 144, 126, 133; D20/41, D20/43, 10, 40, 39, 17; 40/700-711, 541, 40/542, 544, 545; D10/119, 116, 65, 80; 211/189, 87.01, 94.01, 41.14, 42, 43, 133.1
See application file for complete search history.

(56) **References Cited**

U.S. PATENT DOCUMENTS

D41,125 S *	1/1911	Klee	D6/310
D212,886 S *	12/1968	Gordon	D6/310
3,740,881 A	6/1973	Finger		
4,144,664 A	3/1979	De Korte		
D262,664 S *	1/1982	Willits, Jr.	D6/308
D264,731 S	6/1982	Shuman		
D279,201 S *	6/1985	Shuman	D20/43
D324,701 S	3/1992	Capps		
D334,775 S	4/1993	Foster		
5,205,629 A	4/1993	Simons		
D335,963 S *	6/1993	Tracey	D6/310
D351,863 S	10/1994	Sarkisian et al.		
D359,488 S *	6/1995	Hui	D14/141.2
D362,236 S *	9/1995	Dann et al.	D14/336
D369,044 S	4/1996	Lechleiter et al.		
D377,012 S *	12/1996	Oslund	D14/128
D395,677 S	6/1998	Gongora et al.		
D396,251 S *	7/1998	Mortensen	D20/41
5,784,035 A	7/1998	Hagiwara et al.		
D397,562 S	9/1998	DePottey et al.		
D400,737 S *	11/1998	DePottey et al.	D6/468
D408,383 S *	4/1999	Carter et al.	D14/374
D410,036 S	5/1999	Washington		
D434,451 S	11/2000	Grimshaw		

6,164,467 A	12/2000	DePottey et al.		
D443,308 S	6/2001	Kovell		
6,288,894 B1	9/2001	Schmitt		
D455,789 S	4/2002	Schlueter		
D457,734 S *	5/2002	Chan	D6/301
D457,918 S *	5/2002	Linko, Sr.	D20/10

(Continued)

FOREIGN PATENT DOCUMENTS

JP 10-40065 2/1998

(Continued)

Primary Examiner — Philip S Hyder

Assistant Examiner — Sydney R Buffalow

(74) *Attorney, Agent, or Firm* — Knobbe, Martens, Olson & Bear LLP

(57) **CLAIM**

The ornamental design for a mobile display, as shown and described.

DESCRIPTION

FIG. 1 is a perspective view of a mobile display configured in accordance with the present invention;

FIG. 2 is a top view thereof;

FIG. 3 is a bottom view thereof;

FIG. 4 is a front view thereof;

FIG. 5 is a rear view thereof;

FIG. 6 is a right side view thereof;

FIG. 7 is a left side view thereof;

FIG. 8 is a perspective view of a second embodiment of a mobile display configured in accordance with the present invention;

FIG. 9 is a top view thereof;

FIG. 10 is a bottom view thereof;

FIG. 11 is a front view thereof;

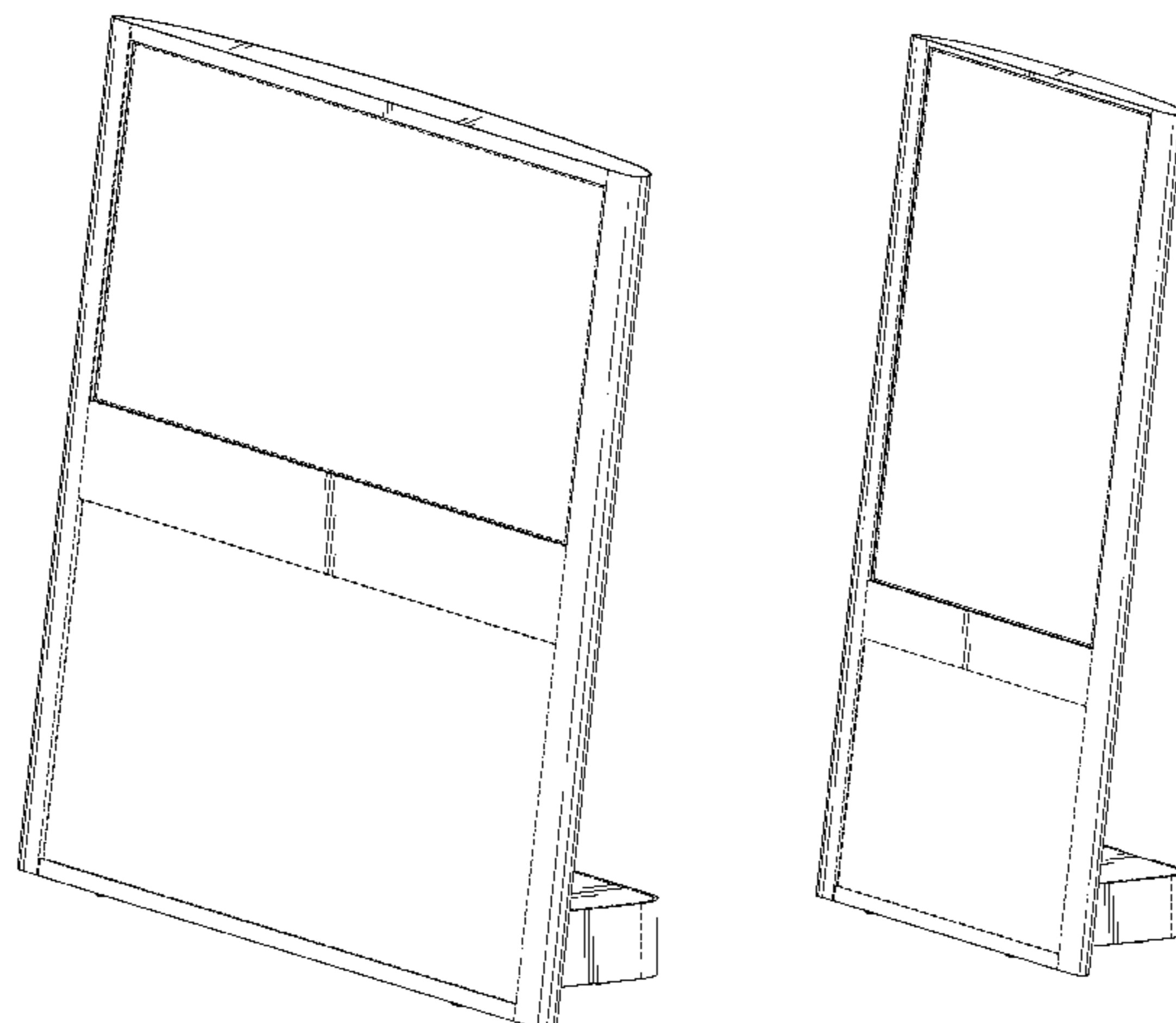
FIG. 12 is a rear view thereof;

FIG. 13 is a right side view thereof; and,

FIG. 14 is a left side view thereof.

The broken line showing of the mobile display is for the purpose of illustrating portions of the mobile display and forms no part of the claimed design.

1 Claim, 12 Drawing Sheets



US D661,123 S

Page 2

U.S. PATENT DOCUMENTS

6,406,327 B1 6/2002 Soon
D463,499 S 9/2002 Marcos
D465,529 S * 11/2002 Hummell D20/40
D468,134 S 1/2003 Oikawa
D468,368 S 1/2003 Jones
D470,892 S * 2/2003 Linko, Sr. D20/41
D497,485 S 10/2004 Resultan
D509,543 S 9/2005 Hillstrom et al.
D525,307 S 7/2006 Arnold
D559,577 S 1/2008 Quinn
D584,075 S 1/2009 Hung
D586,402 S 2/2009 Mangado Beloqui
D586,859 S 2/2009 King et al.
D587,760 S 3/2009 Miranda et al.
D598,054 S 8/2009 Grimshaw

D605,068 S 12/2009 Dir
D608,547 S * 1/2010 Peng D6/310
2004/0104037 A1 6/2004 Solet
2005/0062238 A1 3/2005 Broadfield et al.
2006/0024212 A1 2/2006 Hwang
2008/0062625 A1 3/2008 Batio
2008/0090220 A1 4/2008 Freeman et al.
2008/0183852 A1 7/2008 Pramer et al.
2008/0315734 A1 12/2008 Birsal et al.

FOREIGN PATENT DOCUMENTS

JP 2000-347726 12/2000
JP 2003-162408 6/2003
JP 2004-326188 11/2004
JP 2006-146448 6/2006

* cited by examiner

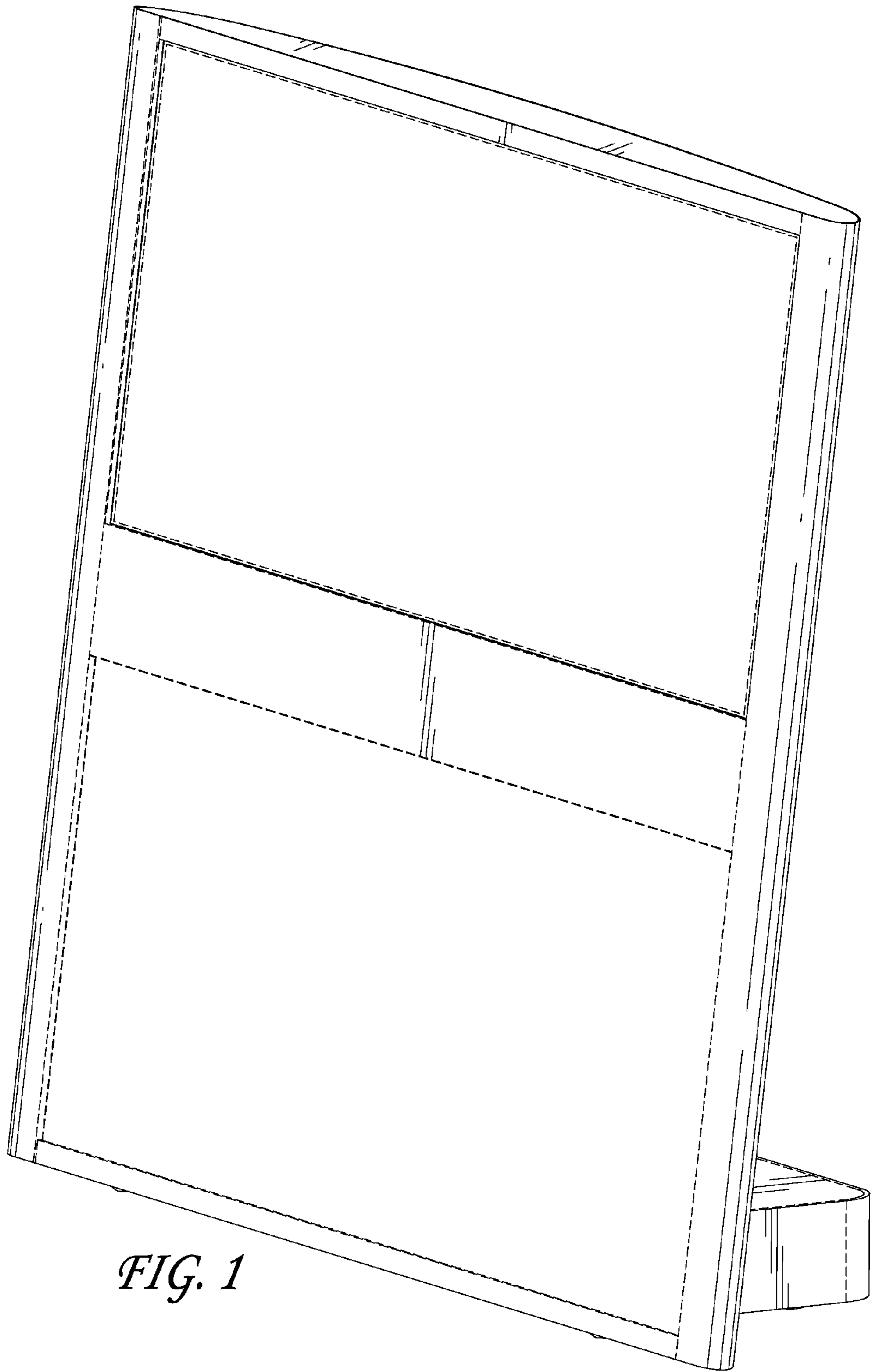


FIG. 1

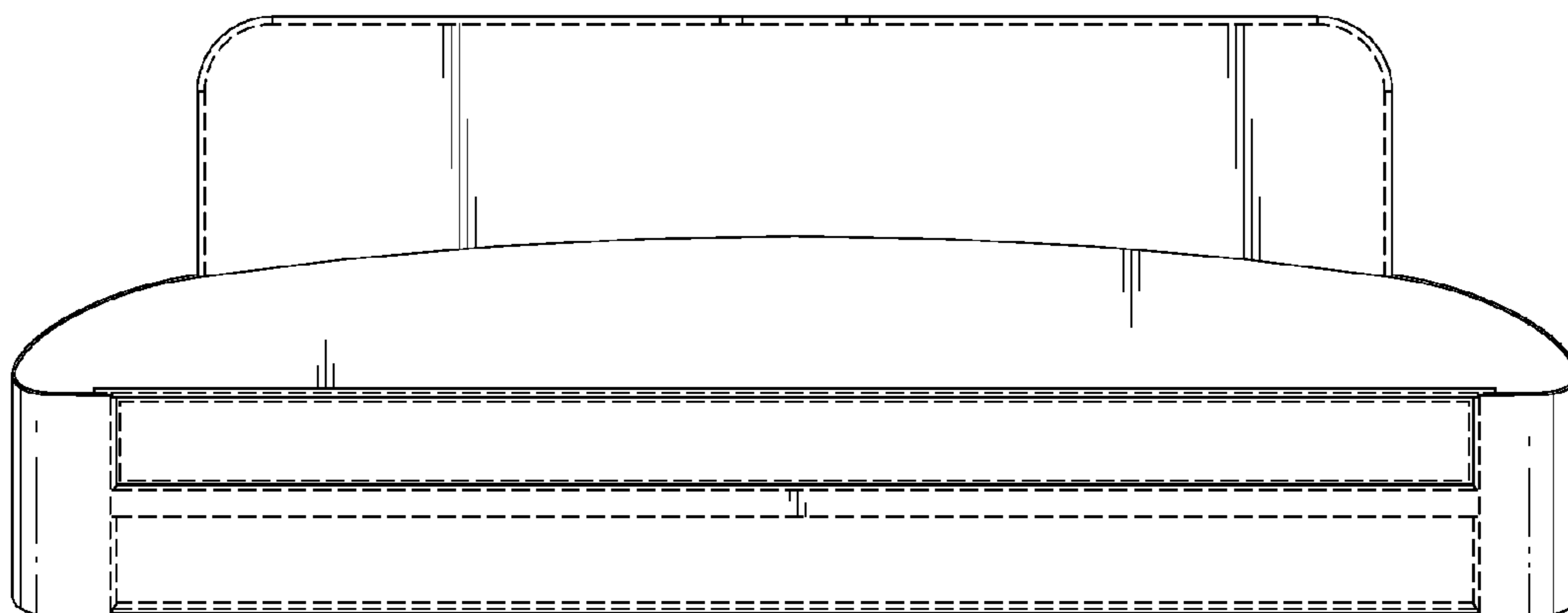


FIG. 2




FIG. 3

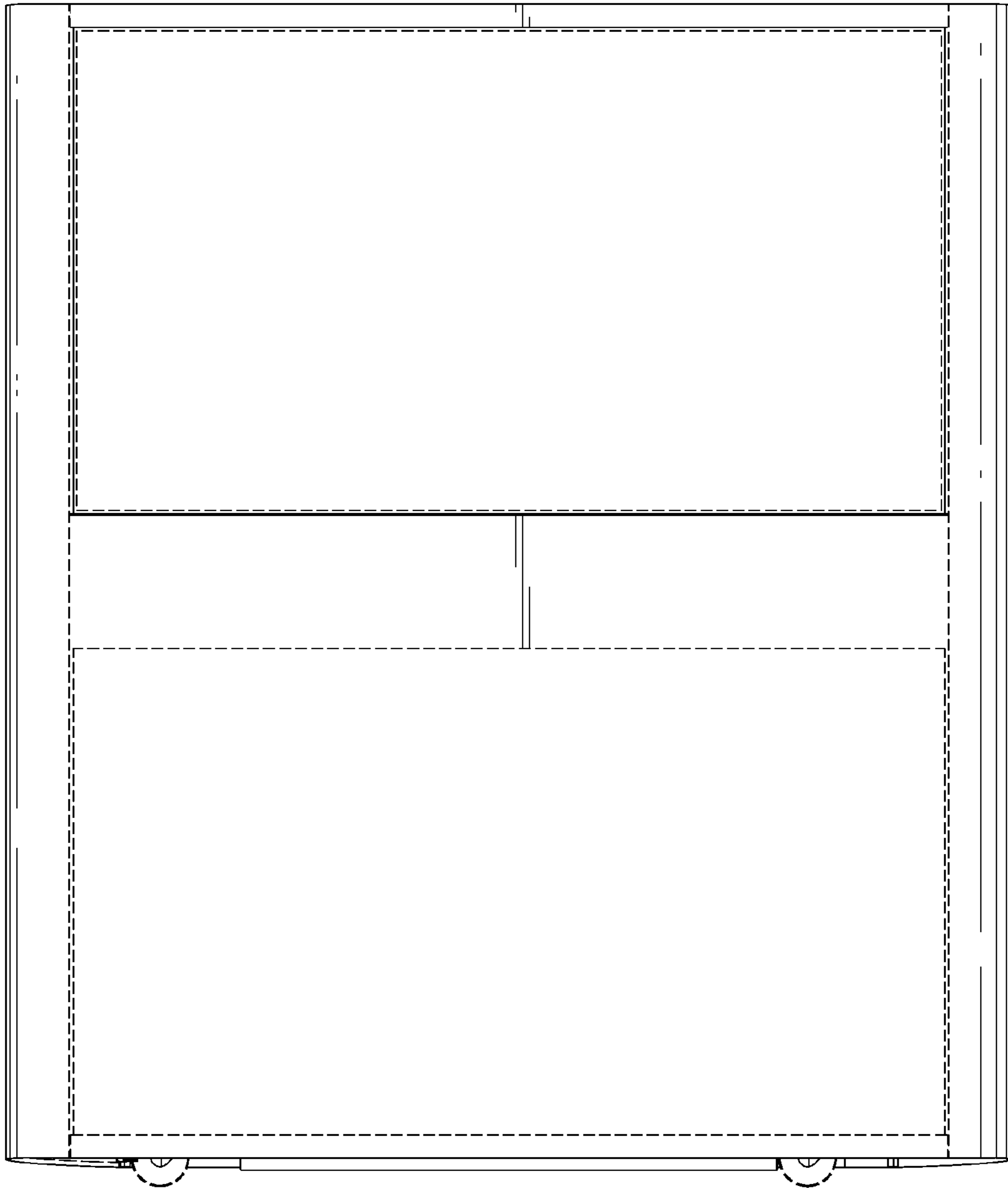


FIG. 4

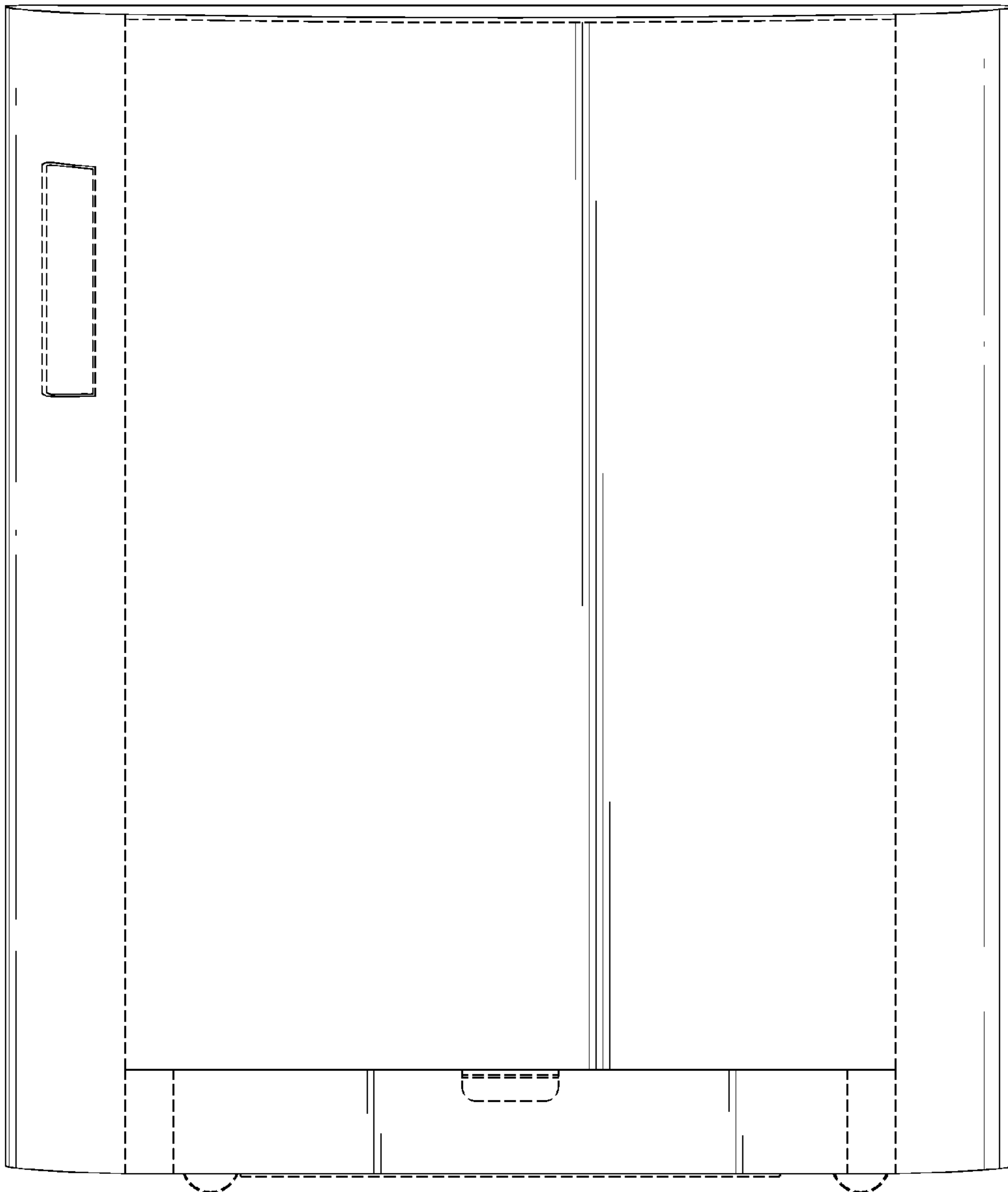


FIG. 5

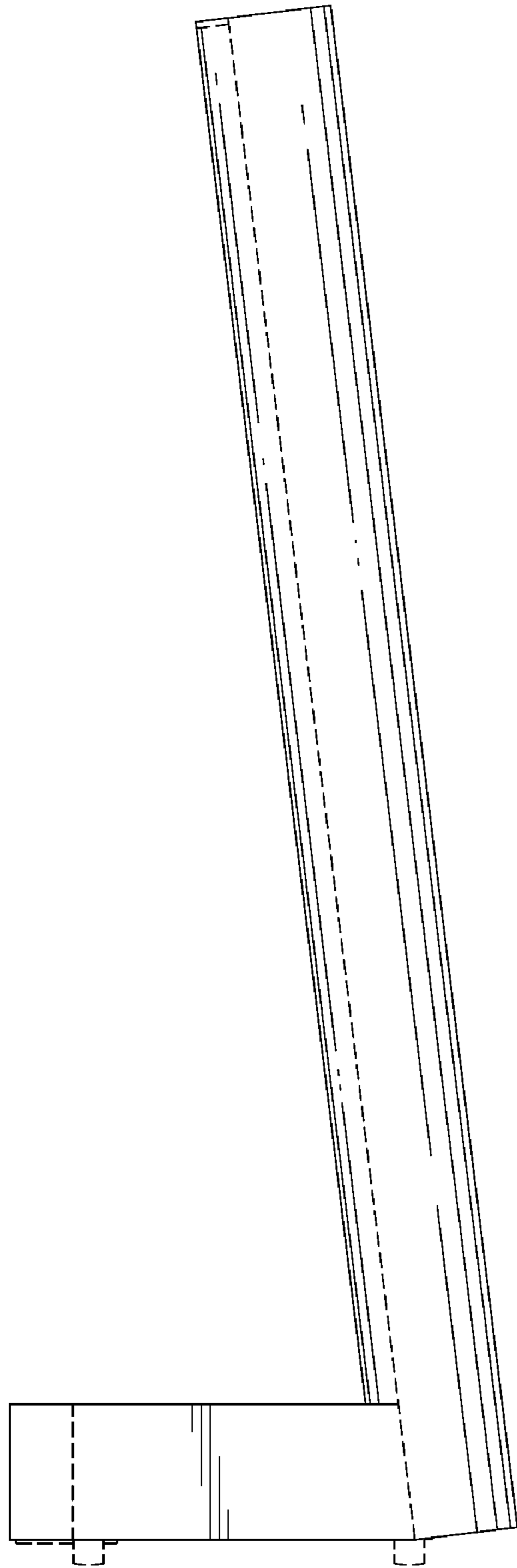


FIG. 6

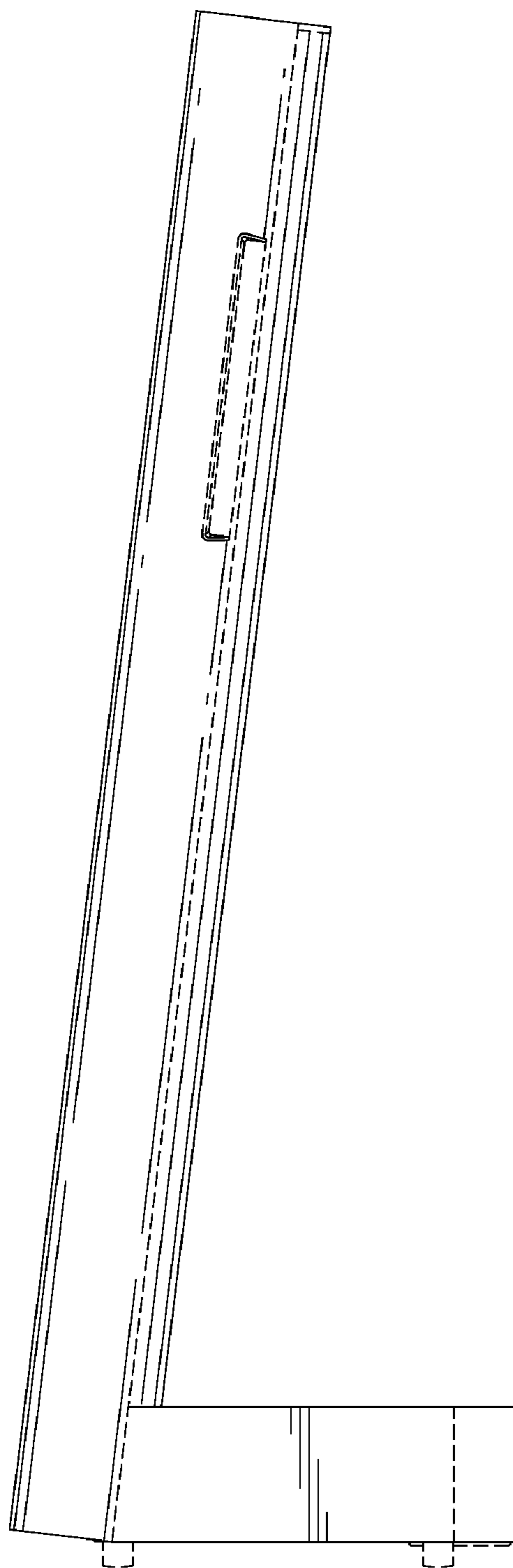


FIG. 7

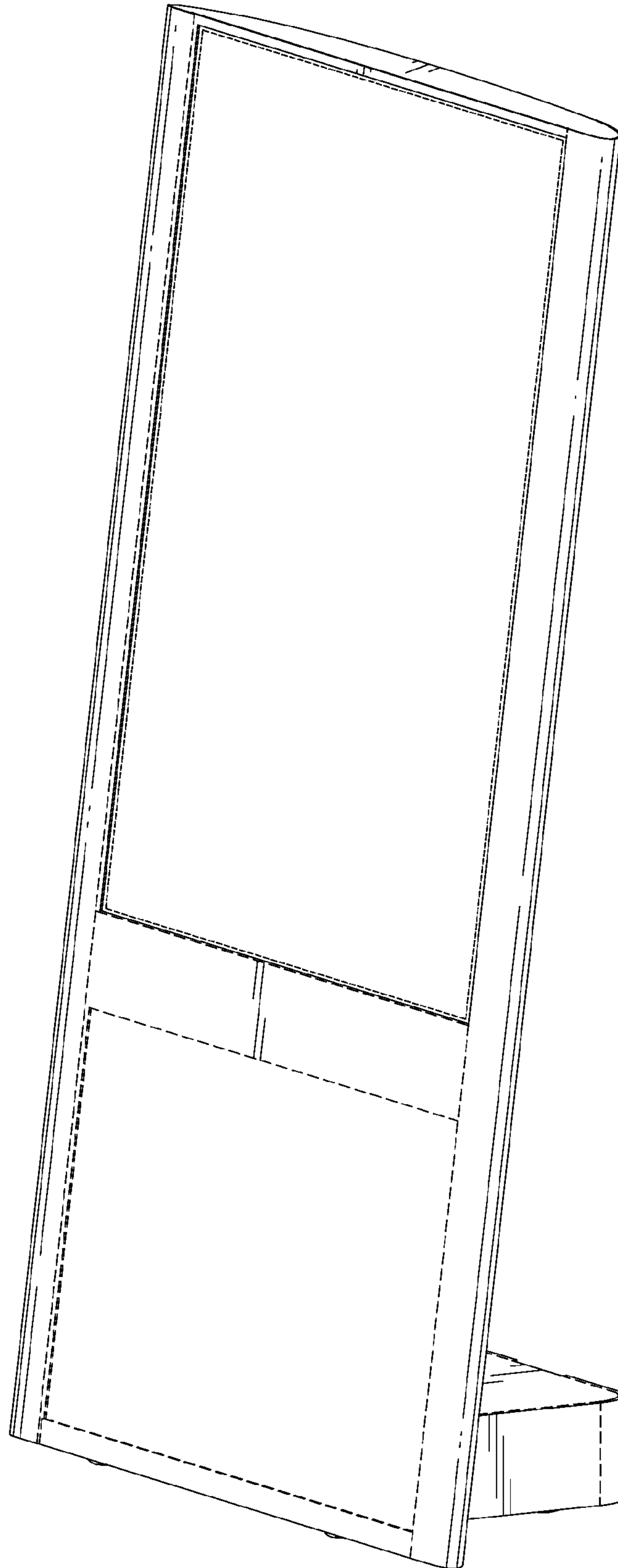


FIG. 8

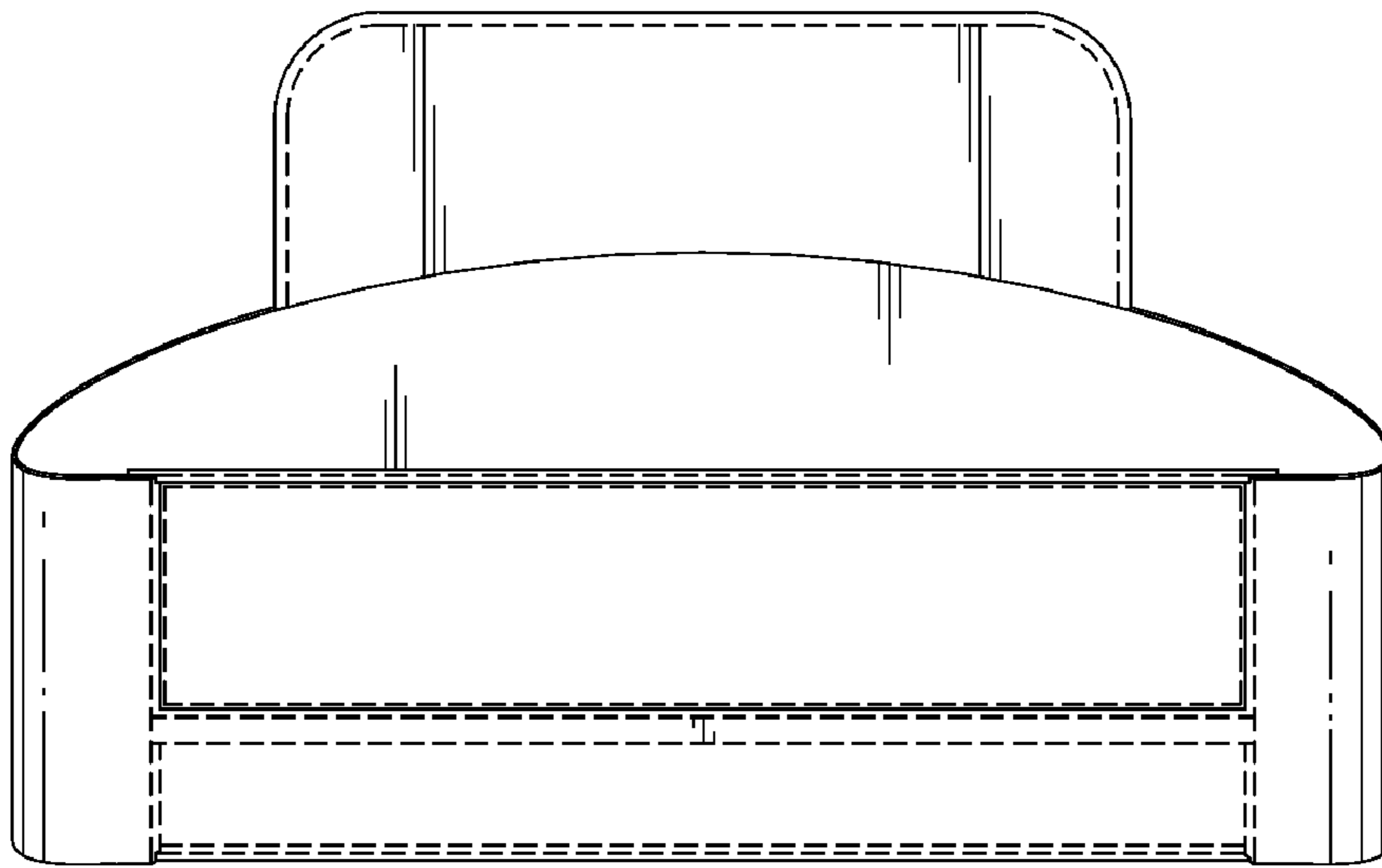


FIG. 9

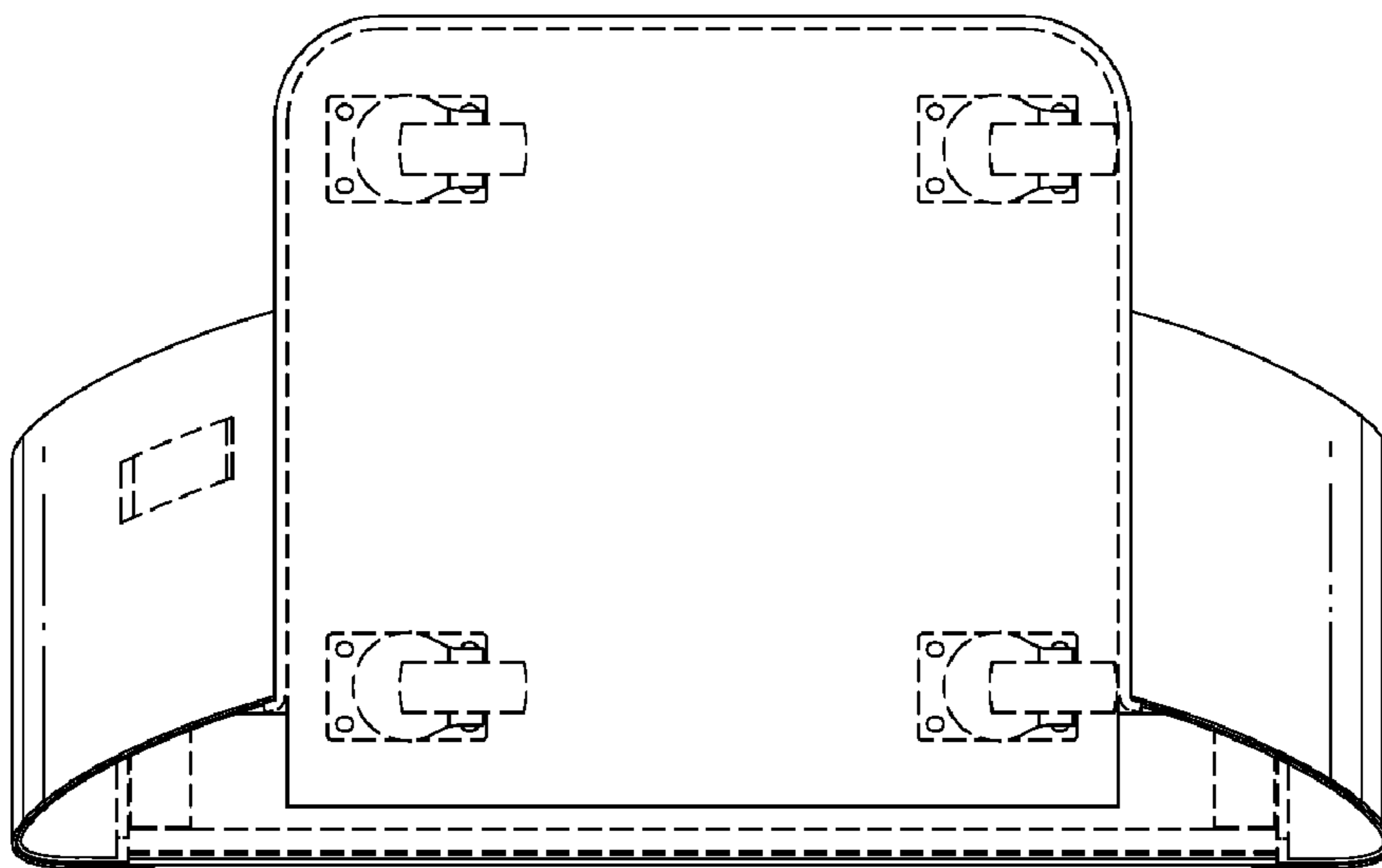


FIG. 10

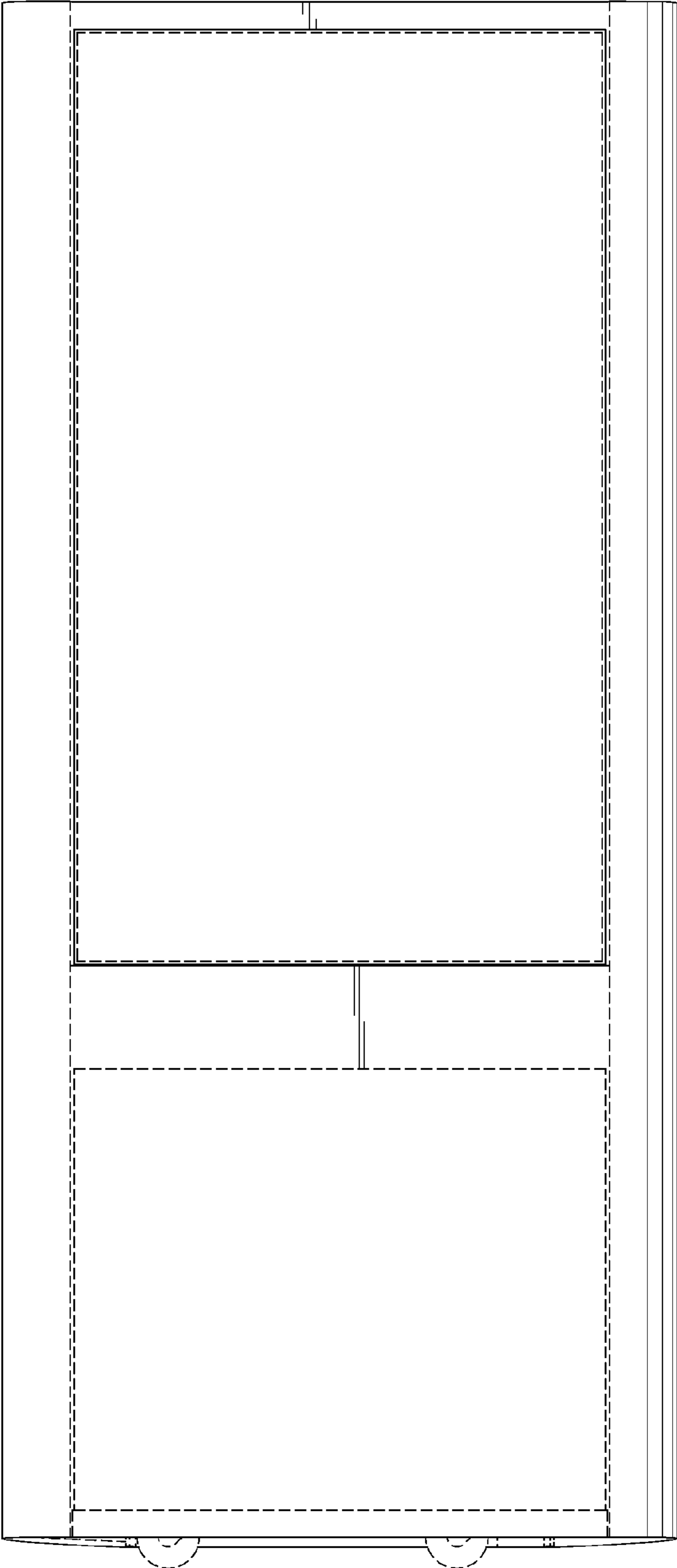


FIG. 11

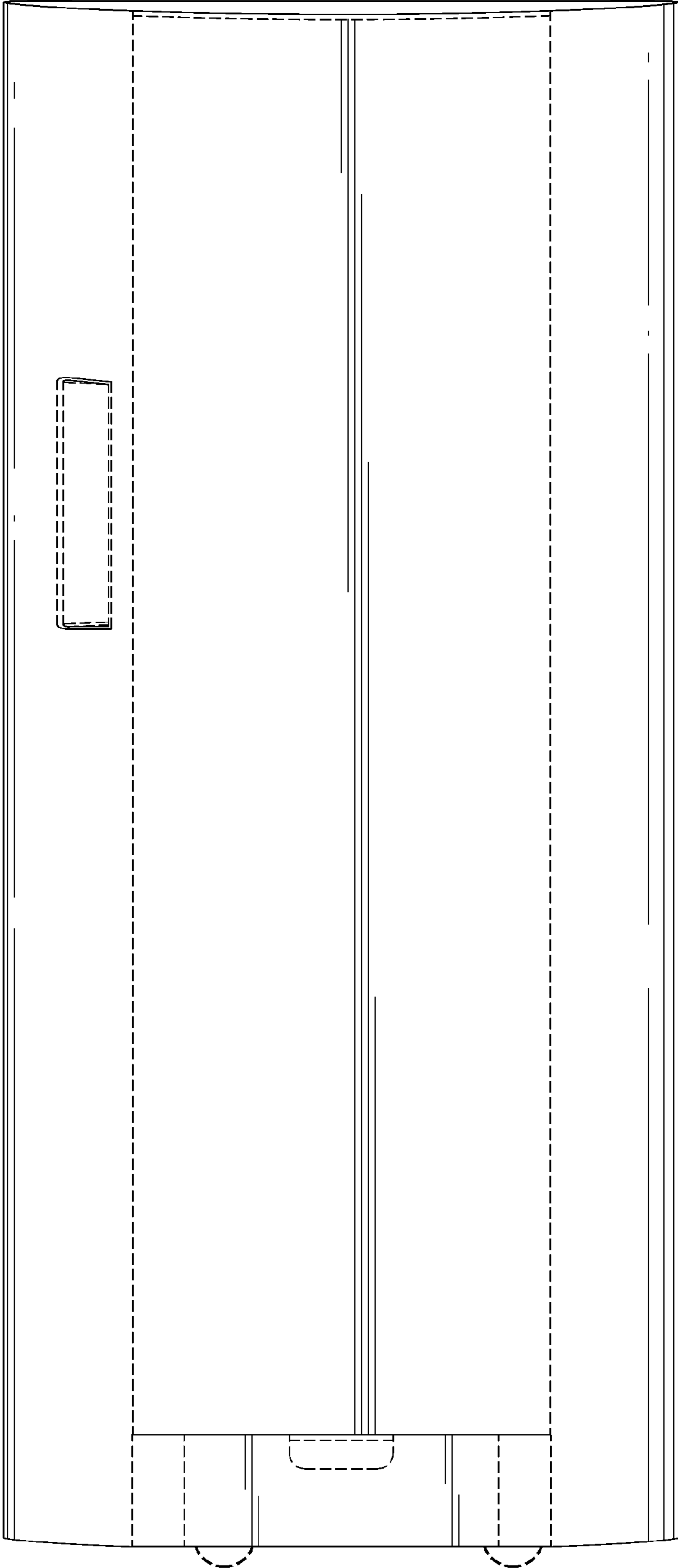


FIG. 12

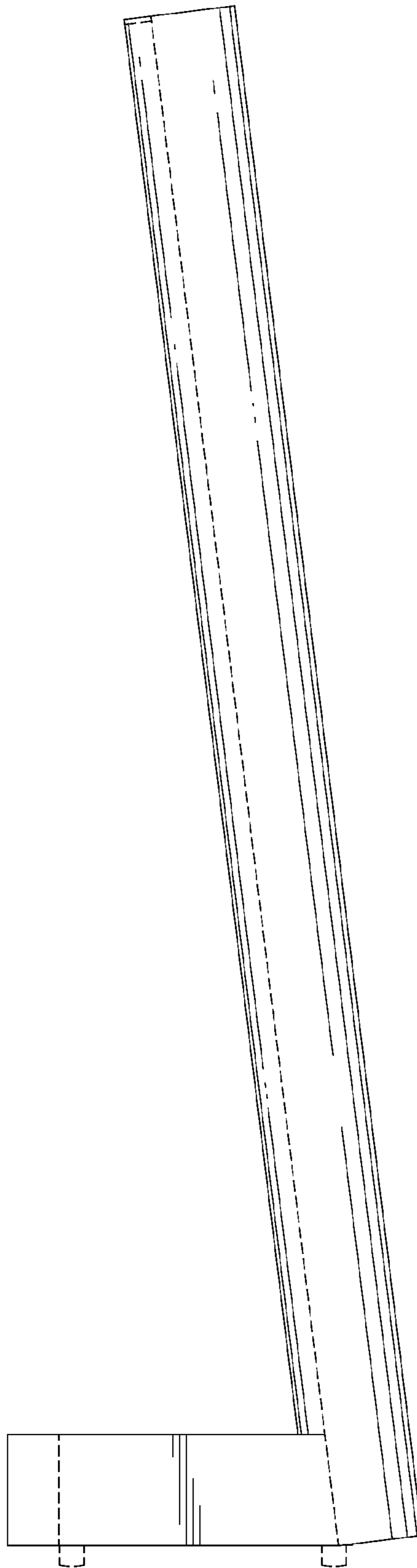


FIG. 13

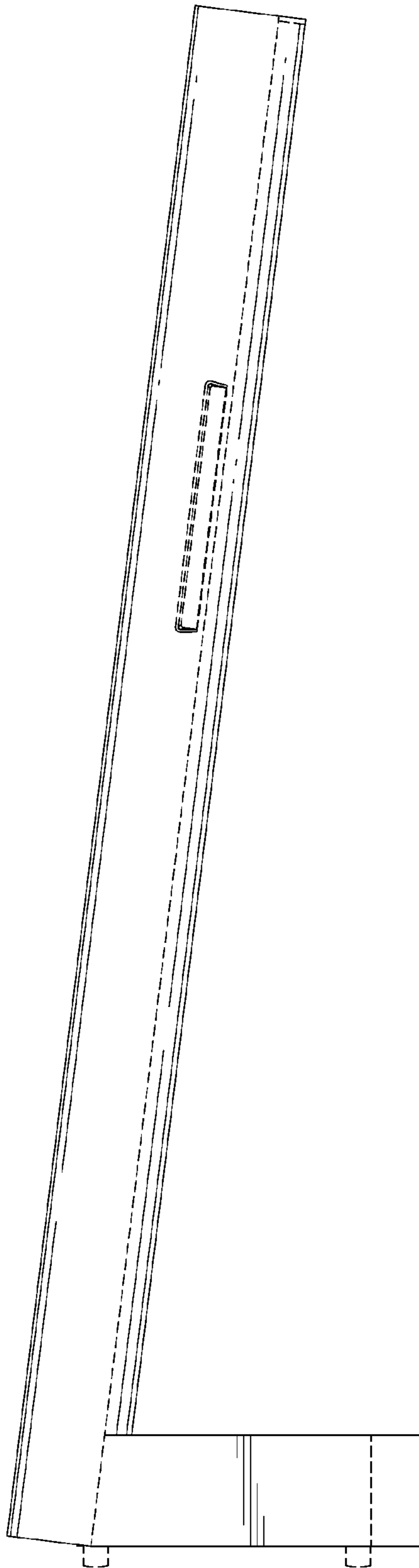


FIG. 14