



US00D661118S

(12) **United States Design Patent**
Massaud

(10) **Patent No.:** **US D661,118 S**

(45) **Date of Patent:** **** Jun. 5, 2012**

(54) **ARMCHAIR**

(75) Inventor: **Jean Marie Massaud**, Treviso (IT)

(73) Assignee: **Arper S.p.A.**, Monastier di Treviso,
Treviso (IT)

(**) Term: **14 Years**

(21) Appl. No.: **29/353,462**

(22) Filed: **Jan. 8, 2010**

(30) **Foreign Application Priority Data**

Jul. 17, 2009 (WO) 504832801

(51) **LOC (9) Cl.** **06-01**

(52) **U.S. Cl.** **D6/374**

(58) **Field of Classification Search** D6/334-336,
D6/364, 369, 371-375, 379-380, 500-502;
297/411.43, 411.1, 411.44, 445.1, 446.1
See application file for complete search history.

(56) **References Cited**

U.S. PATENT DOCUMENTS

D219,444 S * 12/1970 Chichester, Jr. D6/375
D234,988 S * 4/1975 Lopez-Benitez D6/334
4,188,066 A * 2/1980 Terenzoni 297/440.23
D263,770 S * 4/1982 Melchior D6/334
D342,837 S * 1/1994 Forcolini D6/334

D360,311 S * 7/1995 Stamberg et al. D6/334
D378,028 S * 2/1997 Schefcik D6/334
D399,661 S * 10/1998 Smith D6/334
D425,711 S * 5/2000 Desombre D6/334
D533,365 S * 12/2006 Martin D6/334
D538,054 S * 3/2007 Lissoni D6/334
D580,664 S * 11/2008 Cramer et al. D6/334
D584,900 S * 1/2009 Hackethal et al. D6/334
D588,825 S * 3/2009 van Ierssel et al. D6/375
D615,308 S * 5/2010 Serra Sola et al. D6/334

* cited by examiner

Primary Examiner — Kelley Donnelly

(74) *Attorney, Agent, or Firm* — Shoemaker and Mattare

(57) **CLAIM**

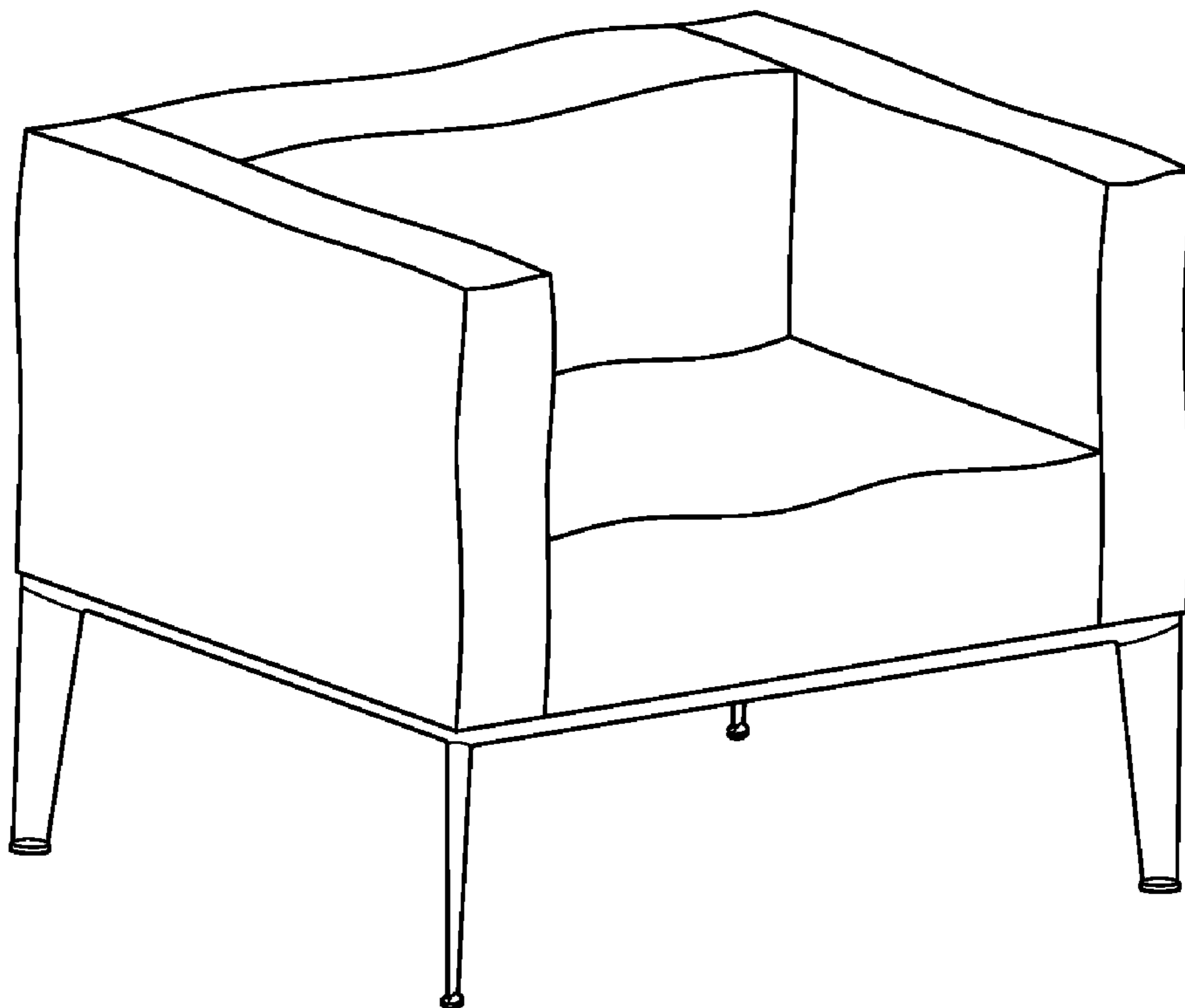
The ornamental design for an armchair, as shown and described.

DESCRIPTION

FIG. 1 is a perspective view of an armchair, showing my new design from the front, top and right side;
FIG. 2 is a right side elevational view thereof;
FIG. 3 is a left side elevational view thereof;
FIG. 4 is a front elevational view thereof;
FIG. 5 is a rear elevational view thereof;
FIG. 6 is a top plan view thereof; and,
FIG. 7 is a bottom plan view thereof.

The broken lines showing in FIG. 7 is included for the purpose of illustrating environment of the design and forms no part of the claimed design.

1 Claim, 7 Drawing Sheets



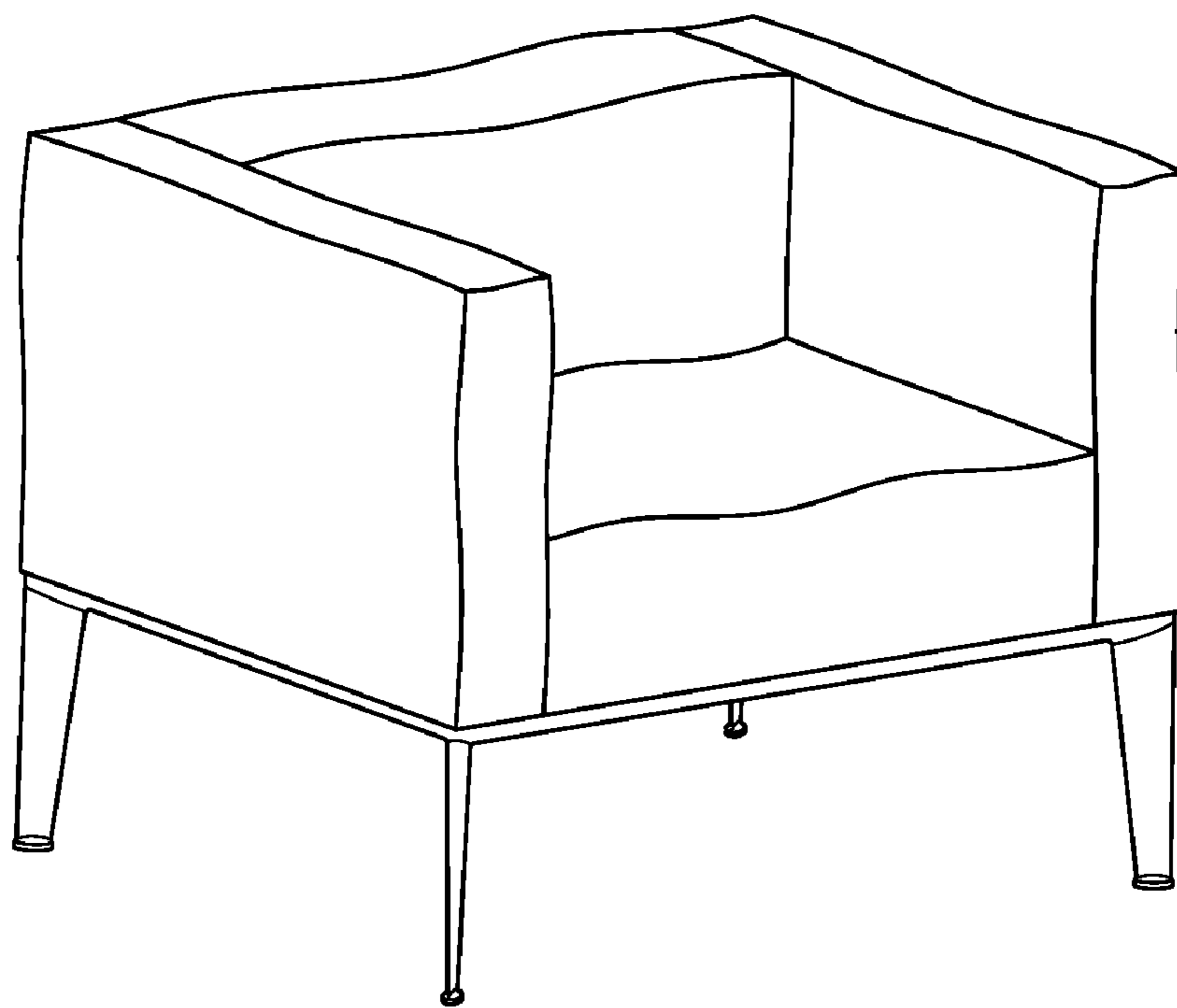


Fig. 1




Fig. 2




Fig. 3




Fig. 4




Fig. 5




Fig. 6

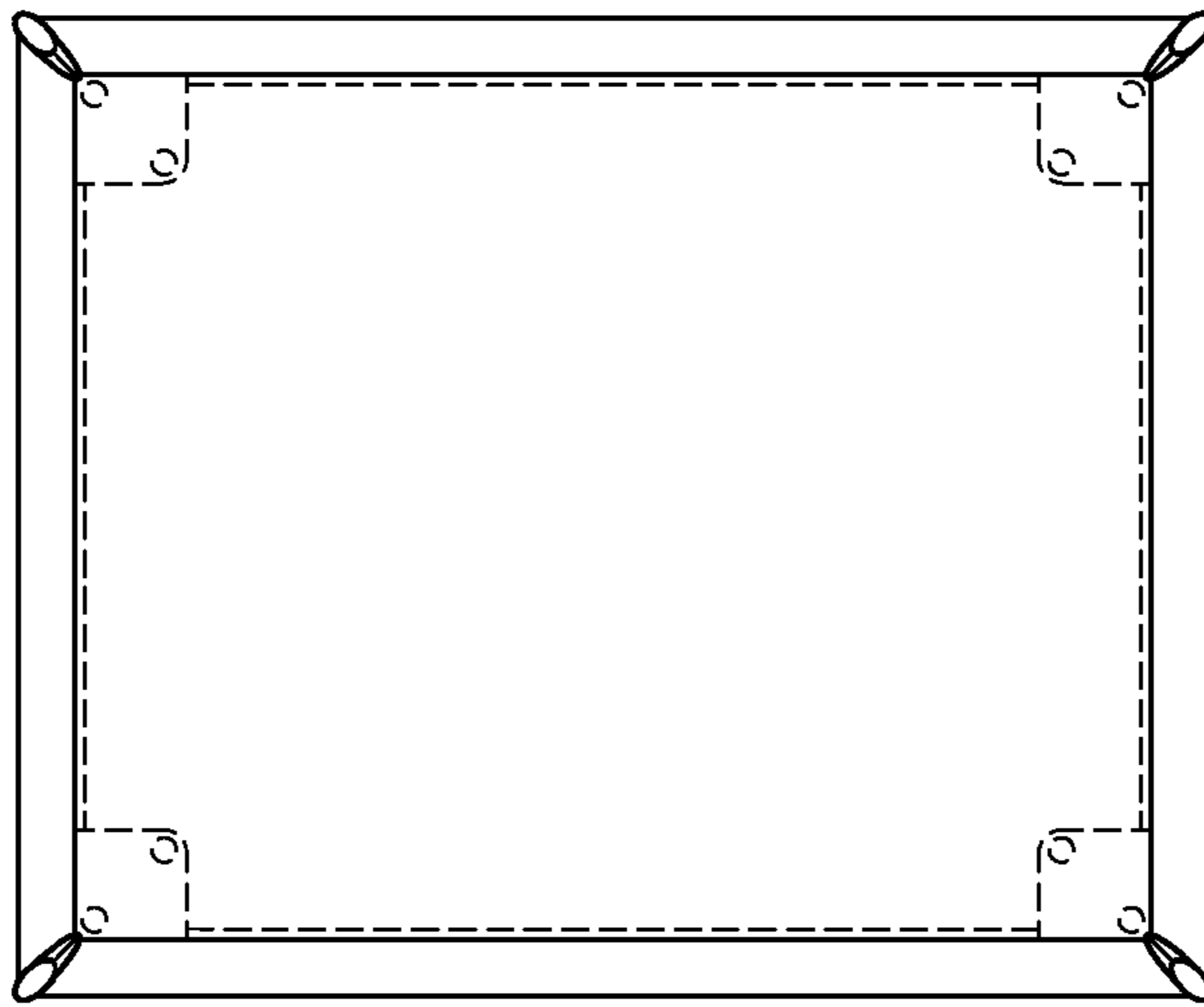


Fig. 7