

US00D661116S

(12) **United States Design Patent**
Darbyshire

(10) **Patent No.:** **US D661,116 S**

(45) **Date of Patent:** **** Jun. 5, 2012**

(54) **AIRCRAFT SEAT**

(56) **References Cited**

(75) Inventor: **Martin Darbyshire**, London (GB)

U.S. PATENT DOCUMENTS

(73) Assignee: **British Airways P.L.C.**, Waterside (GB)

D405,275	S	*	2/1999	Dryburgh et al.	D6/356
D409,010	S	*	5/1999	Papaioannou et al.	D6/356
D439,425	S	*	3/2001	Park et al.	D6/356
D487,981	S	*	4/2004	Ludeke et al.	D6/356
D558,992	S	*	1/2008	Bock	D6/356
D592,412	S	*	5/2009	Suge et al.	D6/356
D611,260	S	*	3/2010	Plant	D6/356

(**) Term: **14 Years**

* cited by examiner

(21) Appl. No.: **29/398,006**

(22) Filed: **Jul. 25, 2011**

Primary Examiner — Caron D Veynar

Assistant Examiner — Abraham Bahta

Related U.S. Application Data

(62) Division of application No. 29/318,387, filed on May 19, 2008, now Pat. No. Des. 641,982.

(74) *Attorney, Agent, or Firm* — Sterne, Kessler, Goldstein & Fox PLLC

(30) **Foreign Application Priority Data**

Nov. 19, 2007 (EM) 000833603

(57) **CLAIM**

The ornamental design for an aircraft seat, as shown and described.

(51) **LOC (9) Cl.** **06-01**

(52) **U.S. Cl.** **D6/356**

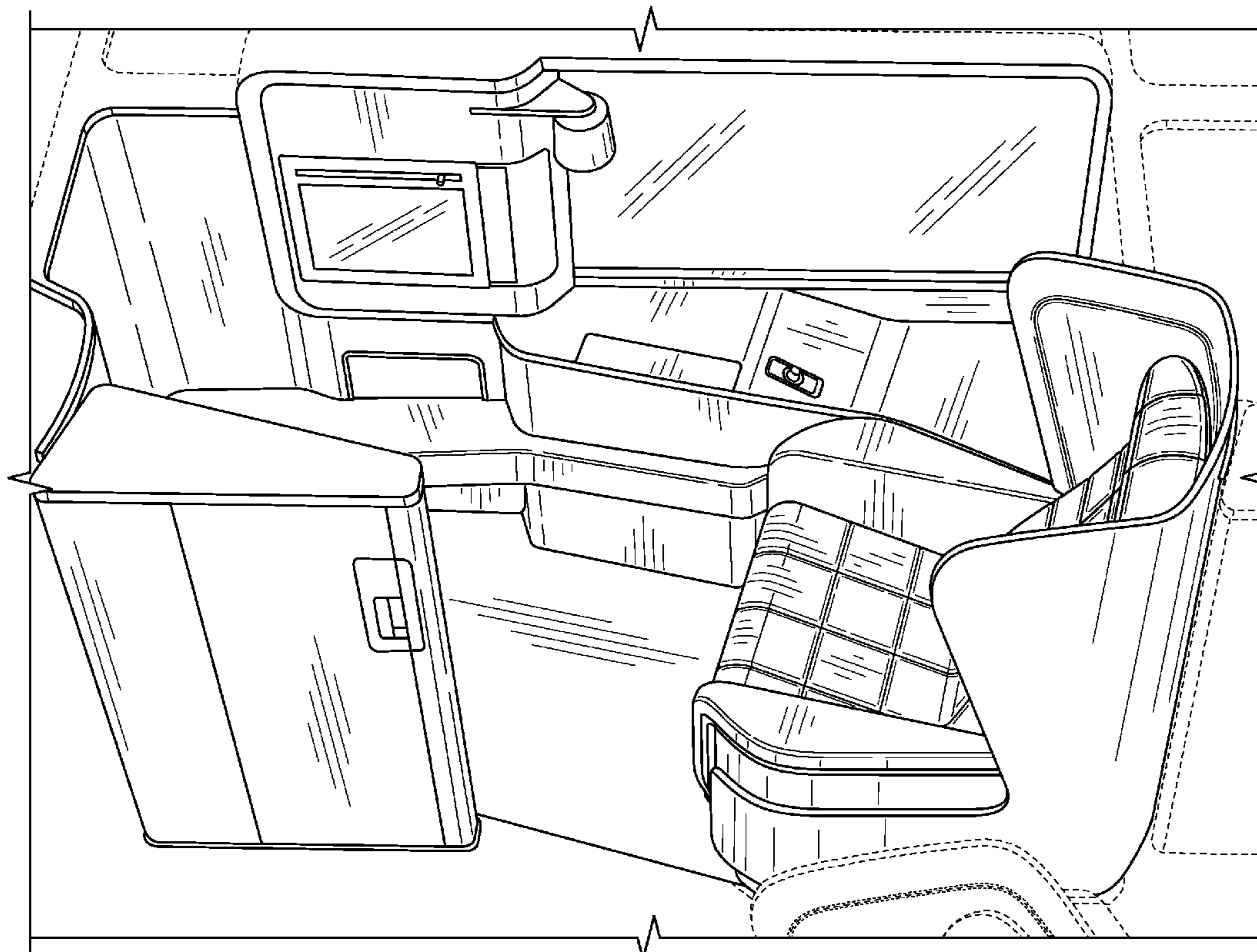
(58) **Field of Classification Search** D6/356,
D6/364-365, 374-375, 367, 379, 500-502;
D12/195, 345; 297/452.21, 452.29, 452.35,
297/452.38, 284.4; 244/118.5, 118.6

DESCRIPTION

See application file for complete search history.

FIG. 1 is a perspective view of an aircraft seat showing my new design; and,
FIG. 2 is another perspective view thereof.
The broken lines in the Figures show portions of the aircraft seat and environment which form no part of the claimed design.

1 Claim, 2 Drawing Sheets



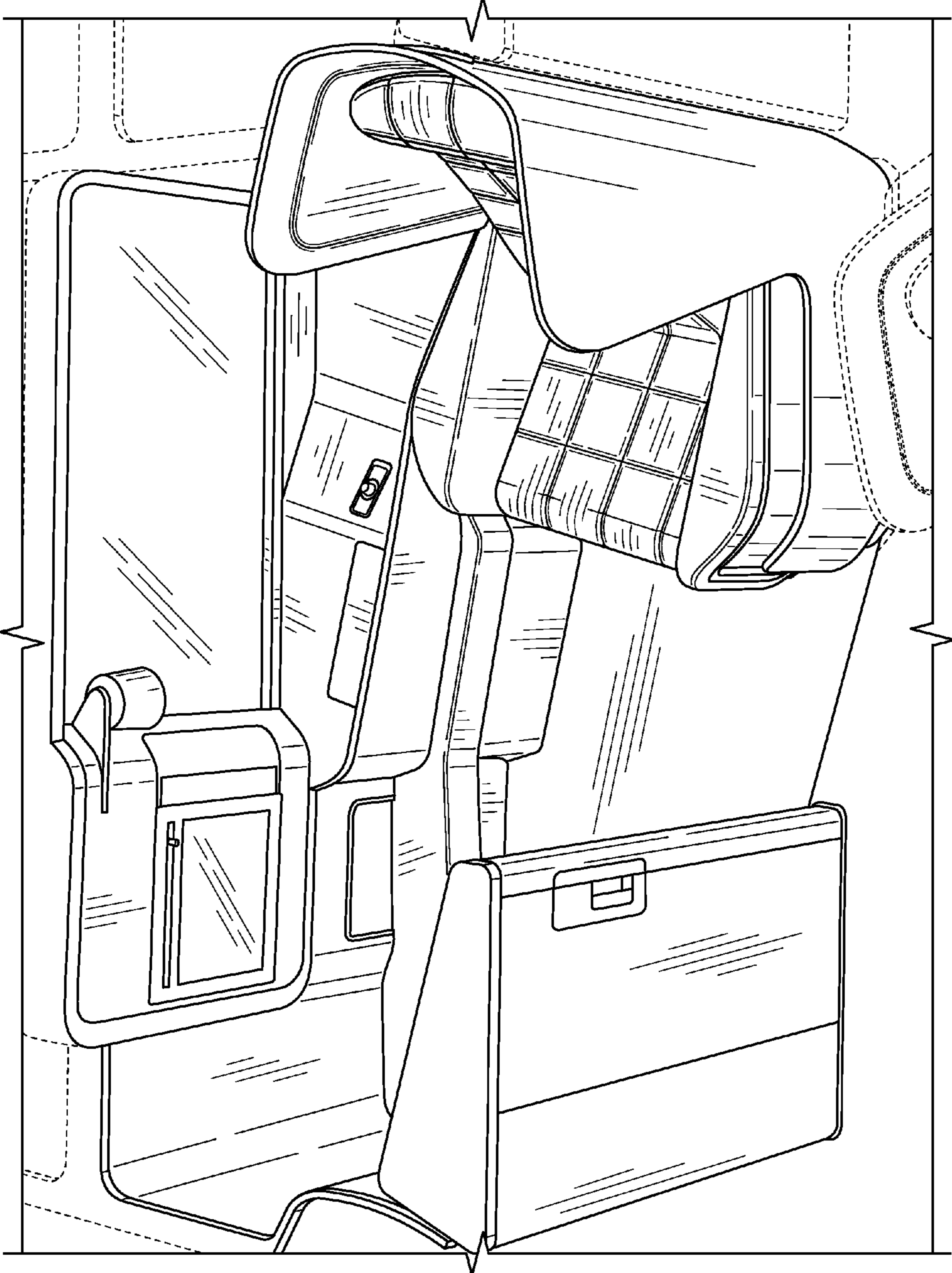


FIG. 1

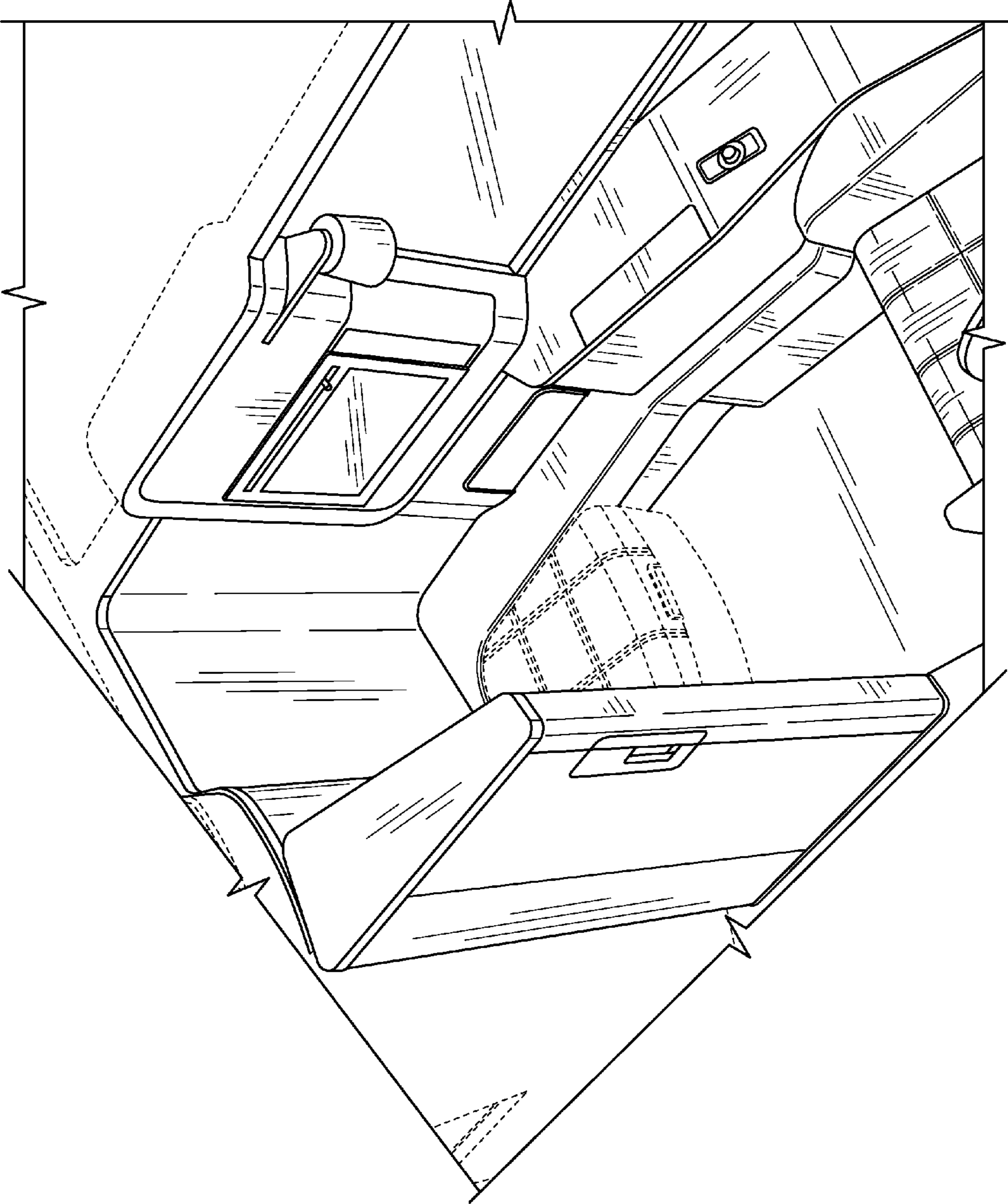


FIG. 2