



US00D661111S

(12) **United States Design Patent**
Yau

(10) **Patent No.:** **US D661,111 S**
(45) **Date of Patent:** **** Jun. 5, 2012**

(54) **SIZE INDICATOR FOR A HANGER**

(75) Inventor: **Wai Shing Yau**, Kowloon Bay (HK)

(73) Assignee: **Wai Shing Plastic Products, Ltd.**, Hong Kong (HK)

(**) Term: **14 Years**

(21) Appl. No.: **29/394,788**

(22) Filed: **Jun. 21, 2011**

(51) **LOC (9) Cl.** **06-08**

(52) **U.S. Cl.** **D6/328**

(58) **Field of Classification Search** D6/317-328;
211/13.1, 85.3, 86.01, 113, 119; 223/85-98,
223/111

See application file for complete search history.

(56) **References Cited**

U.S. PATENT DOCUMENTS

3,898,754	A *	8/1975	Johansson	40/322
5,687,887	A *	11/1997	Bond et al.	223/85
D510,198	S *	10/2005	Willardson	D6/328
D528,807	S *	9/2006	Mainetti	D6/328
7,240,813	B1 *	7/2007	Goldman	223/88
D552,361	S *	10/2007	Goldman	D6/328
7,287,674	B1 *	10/2007	Sutton et al.	223/85
7,303,101	B2 *	12/2007	Goldman	223/85
D583,575	S *	12/2008	Goldman et al.	D6/328

7,513,400	B2 *	4/2009	Gouldson	223/85
D605,415	S *	12/2009	Zuckerman et al.	D6/328
D607,219	S *	1/2010	Goldman	D6/328
7,766,198	B2	8/2010	Mainetti	
D625,114	S *	10/2010	Gouldson	D6/328
7,832,602	B2	11/2010	Ho	
7,874,468	B2	1/2011	Hansen et al.	
2009/0159621	A1	6/2009	Gouldson	

* cited by examiner

Primary Examiner — Prabhakar Deshmukh

(74) *Attorney, Agent, or Firm* — David T. Roche; Baker & McKenzie LLP

(57) **CLAIM**

The ornamental design for a size indicator for a hanger, as shown and described.

DESCRIPTION

FIG. 1 is a top elevational view of a size indicator for a hanger showing my new design;

FIG. 2 is a bottom elevational view thereof;

FIG. 3 is a front elevational view thereof;

FIG. 4 is a rear elevational view thereof;

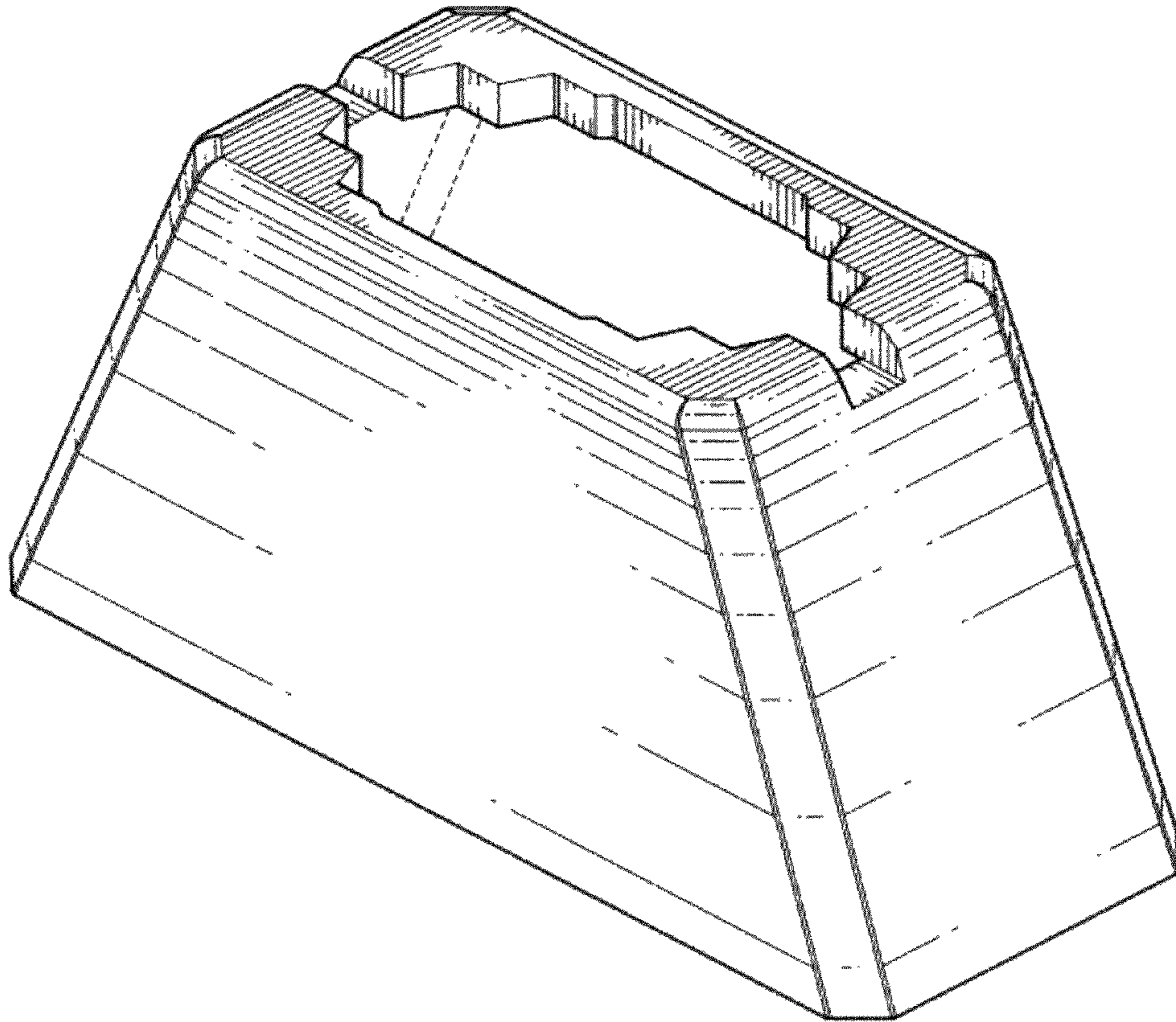
FIG. 5 is a left side elevational view thereof;

FIG. 6 is a right side elevational view thereof; and,

FIG. 7 is a side perspective view thereof.

The broken lines are for illustrative purpose only and from no part of the claimed design.

1 Claim, 4 Drawing Sheets



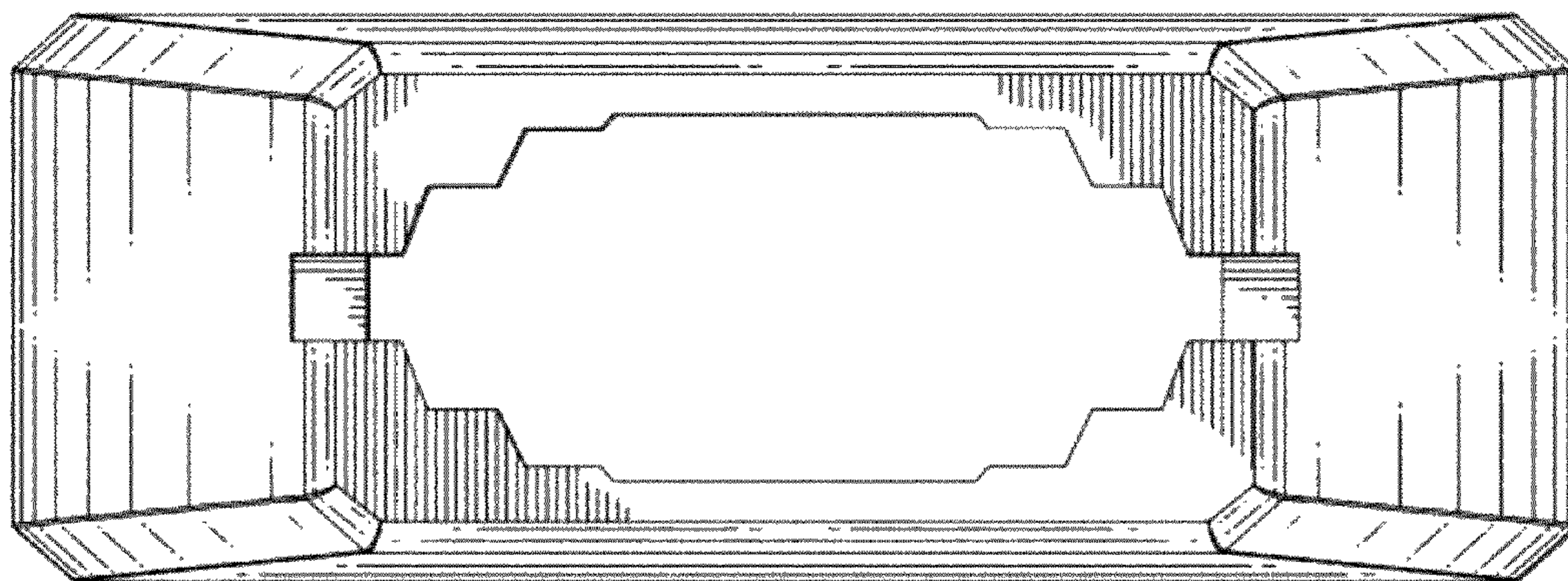


FIG. 1

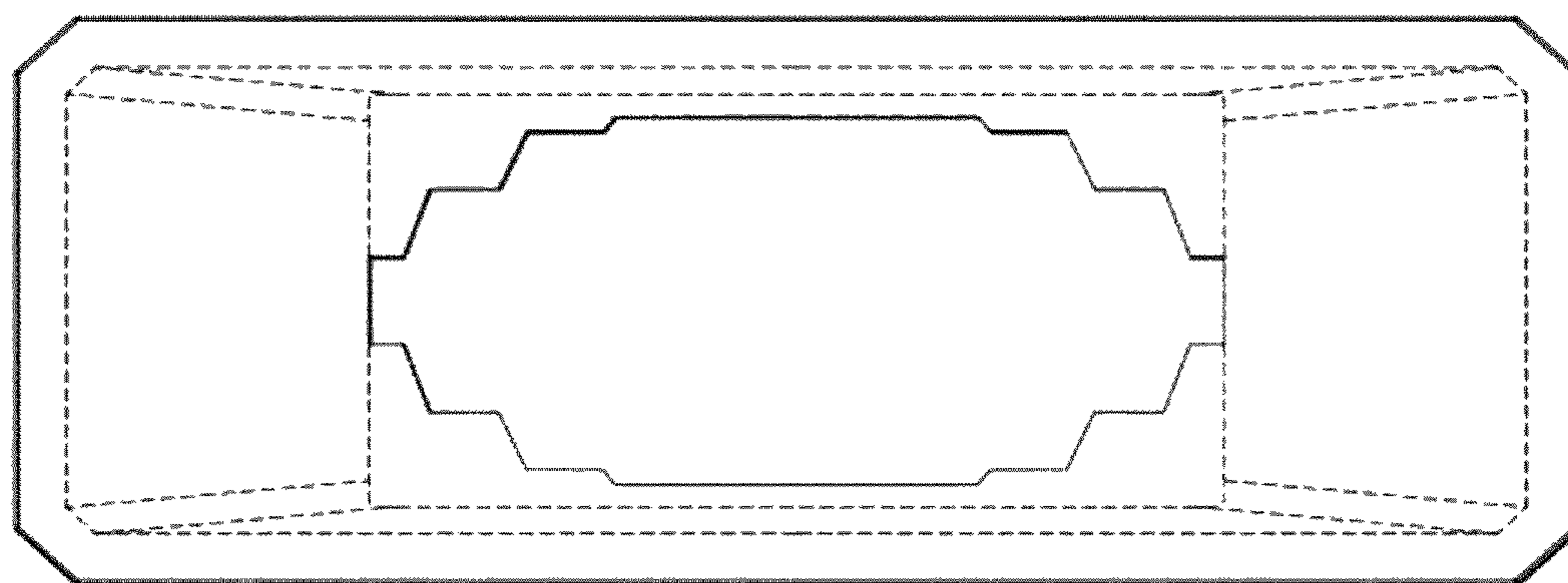


FIG. 2

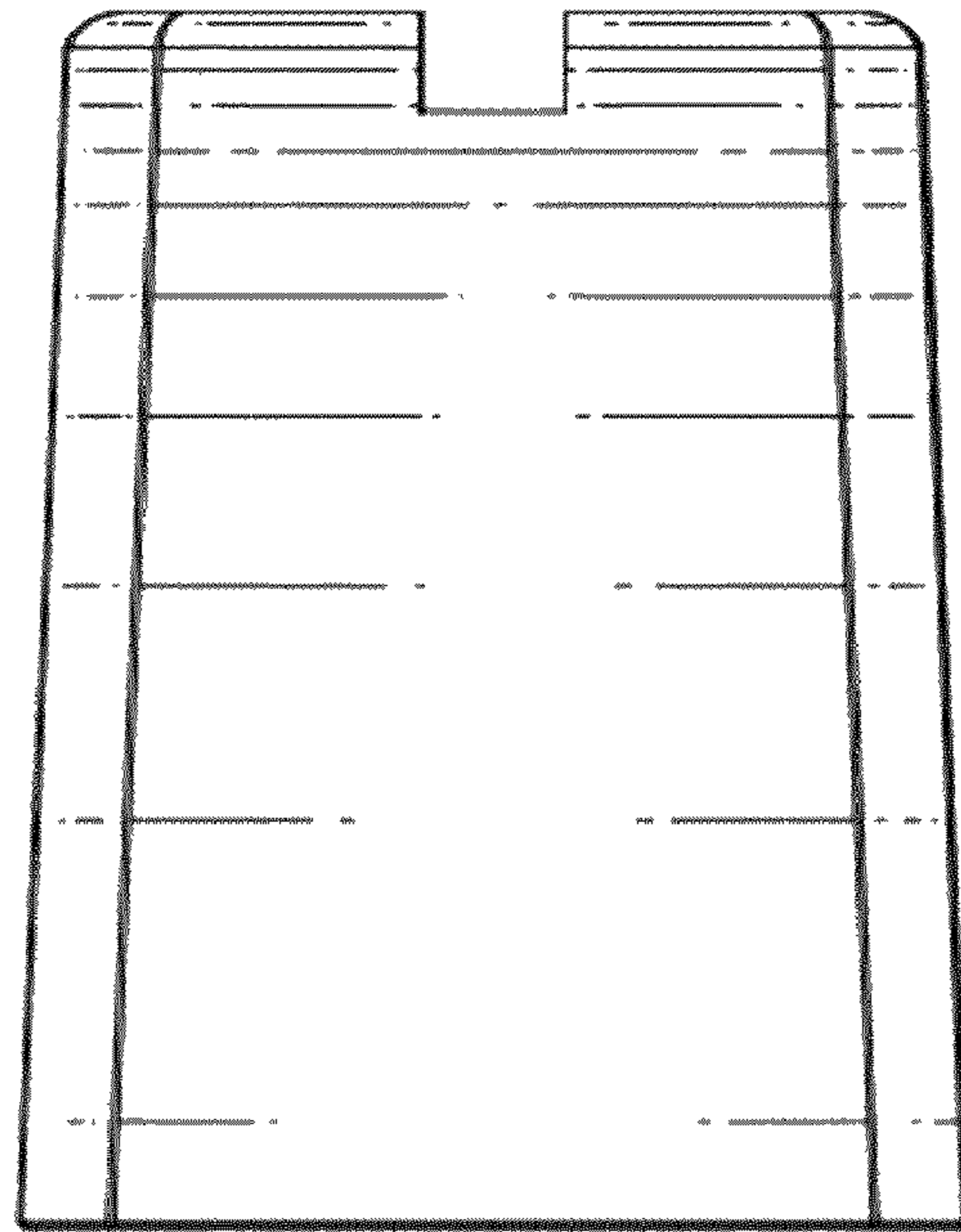


FIG. 3

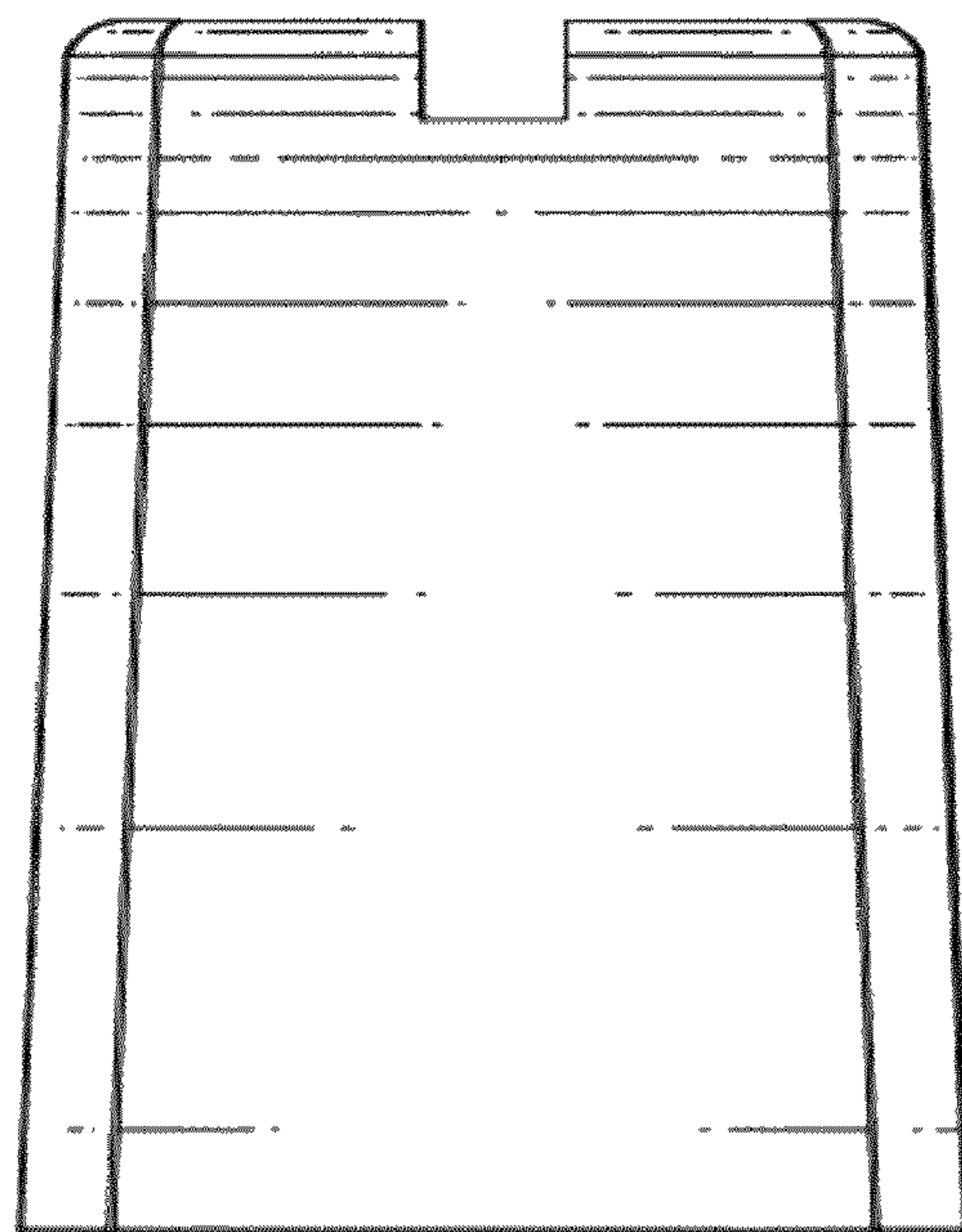


FIG. 4




FIG. 5




FIG. 6

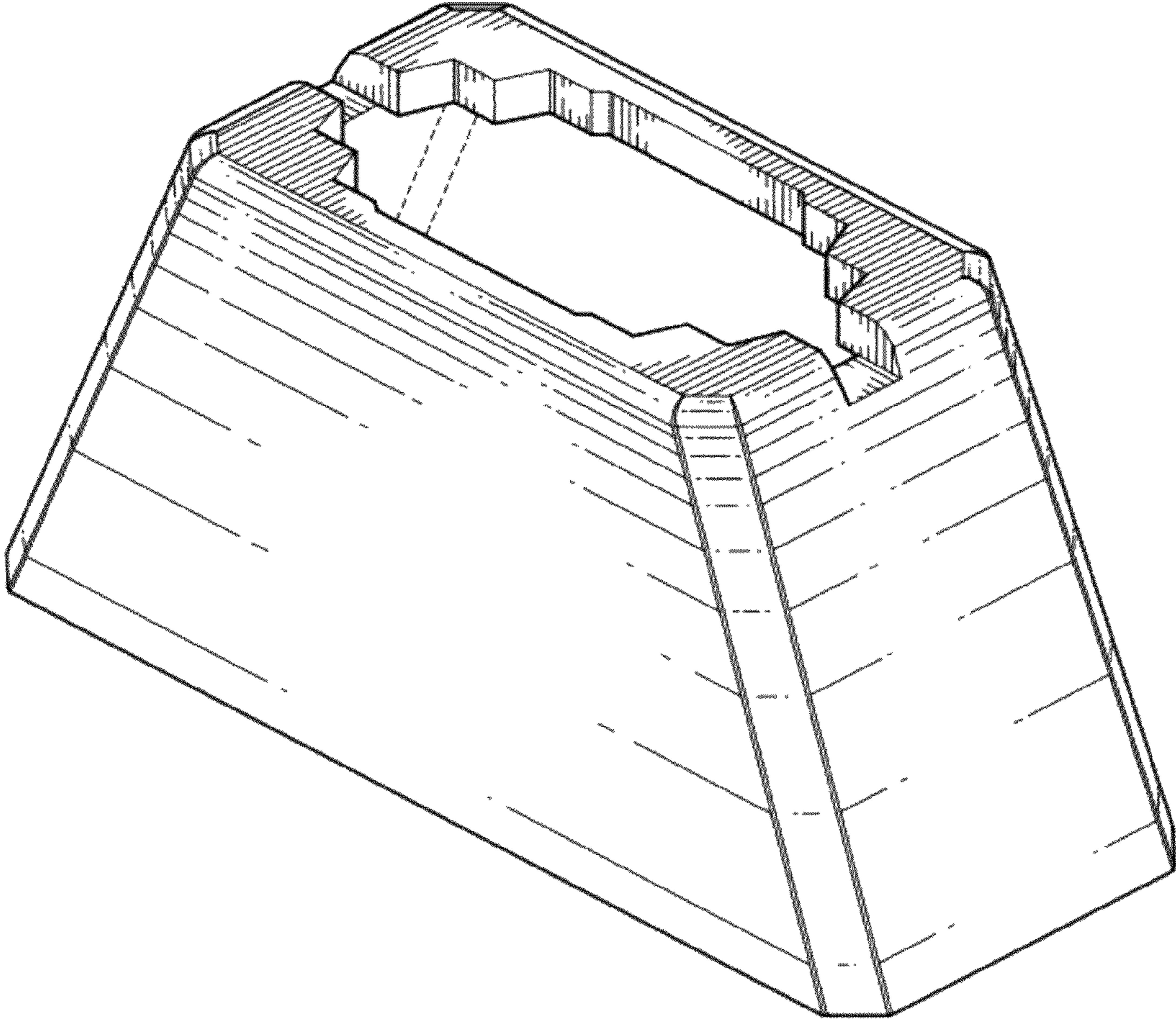


FIG. 7