



US00D661096S

(12) **United States Design Patent**
Dretzka

(10) **Patent No.:** **US D661,096 S**
(45) **Date of Patent:** **** Jun. 5, 2012**

(54) **ORGANIZER**

(75) Inventor: **Philip C. Dretzka**, Mariemont, OH (US)

(73) Assignee: **InterDesign, Inc.**, Solon, OH (US)

(**) Term: **14 Years**

(21) Appl. No.: **29/372,468**

(22) Filed: **Nov. 24, 2010**

(51) **LOC (9) Cl.** **03-01**

(52) **U.S. Cl.** **D3/310**

(58) **Field of Classification Search** D6/313-315,
D6/304-305, 318-319; D19/75-77, 81-83;
D9/432; 206/505-506, 508, 510-511;
220/486-495, 752, 760, 762, 764, 768-769,
220/771, 773, 570-571; D3/313-315, 304-310,
D3/318-319

See application file for complete search history.

(56) **References Cited**

U.S. PATENT DOCUMENTS

D276,444 S	*	11/1984	Battle	D19/75
D331,942 S	*	12/1992	Kirchner	D19/78
D399,868 S	*	10/1998	Harden	D18/18
D466,074 S	*	11/2002	Hoy	D12/426
D523,338 S	*	6/2006	Hoge et al.	D9/456
D530,516 S		10/2006	Snell		
D530,918 S		10/2006	Snell		
D530,919 S		10/2006	Snell		
D530,920 S		10/2006	Snell		
D530,921 S		10/2006	Snell		
D547,064 S		7/2007	Snell		
D547,982 S	*	8/2007	Yang et al.	D6/510
D549,456 S		8/2007	Dretzka		
D549,457 S		8/2007	Dretzka		
D551,453 S		9/2007	Snell		

D555,904 S	11/2007	Snell
D557,047 S	12/2007	Dretzka
D563,673 S	3/2008	Dretzka
D579,662 S	11/2008	Dretzka
D590,596 S	4/2009	Dretzka

OTHER PUBLICATIONS

InterDesign, Inc. Product Catalog—2000, pp. 36, 46.
InterDesign, Inc. Product Catalog—2001, p. 10.
InterDesign, Inc. Product Catalog—2003, p. 56.
InterDesign, Inc. Product Catalog—2005, pp. 33, 42, 43.
InterDesign, Inc. Product Catalog—2006, pp. 46, 47, 61.
InterDesign, Inc. Product Catalog—2007, pp. 61, 63.
InterDesign, Inc. Product Catalog—2008, pp. 20, 21, 23, 24, 25, 99,
104.
InterDesign, Inc. Product Catalog—2009, pp. 15, 82, 83, 84, 85, 87,
94, 95.

* cited by examiner

Primary Examiner — Kelley Donnelly

(74) *Attorney, Agent, or Firm* — D. Peter Hochberg; Sean F. Mellino; Daniel J. Smola

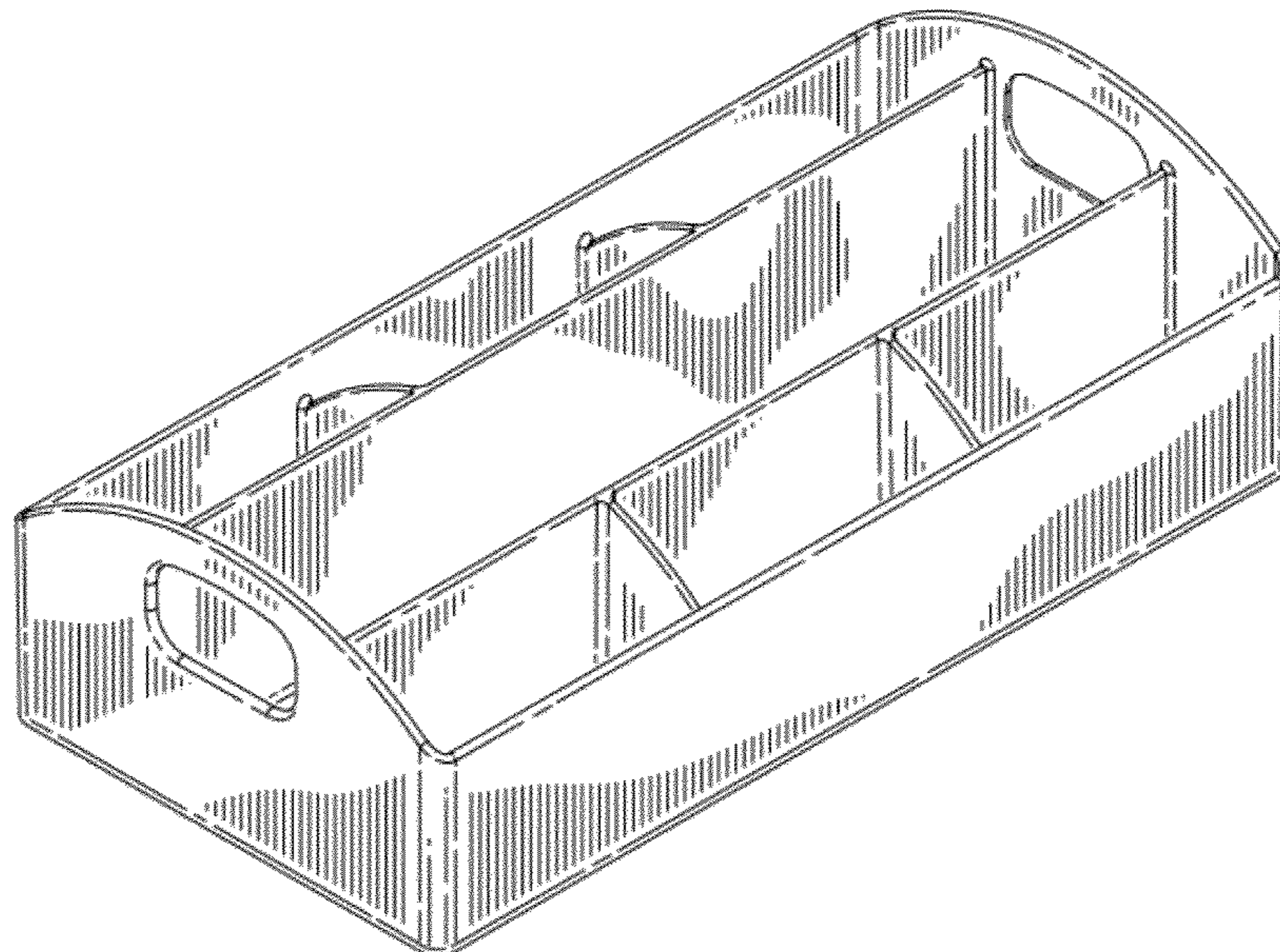
(57) **CLAIM**

The ornamental design for an organizer, as shown and described.

DESCRIPTION

FIG. 1 is a perspective view of the organizer according to the invention;
FIG. 2 is a top view of the organizer as shown in FIG. 1;
FIG. 3 is a bottom view of the organizer as shown in FIG. 1;
FIG. 4 is a front view of the organizer as shown in FIG. 1, which is identical to the rear view; and,
FIG. 5 is a side view of the organizer as shown in FIG. 1, which is identical to the other side view.

1 Claim, 3 Drawing Sheets



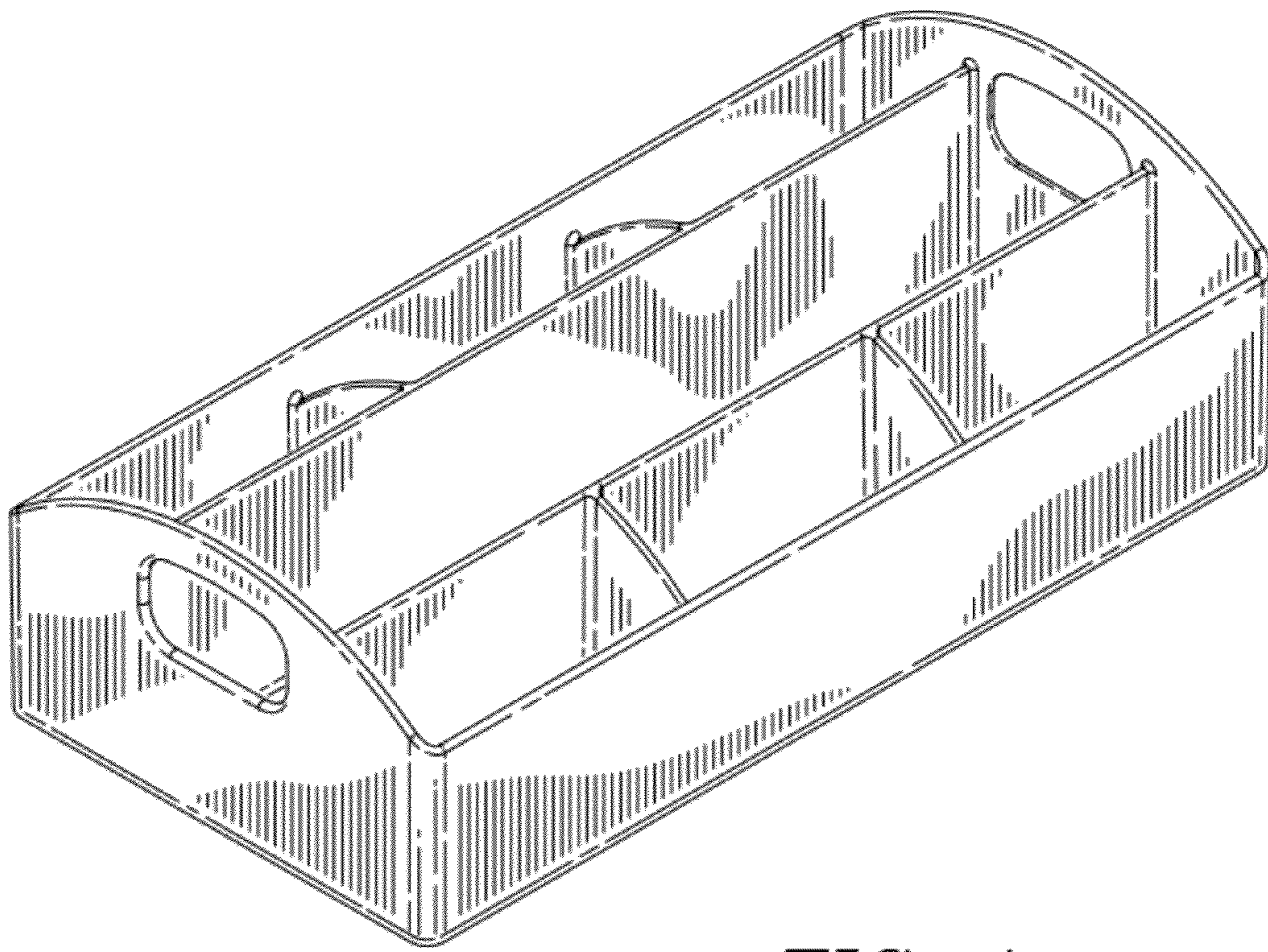


FIG-1

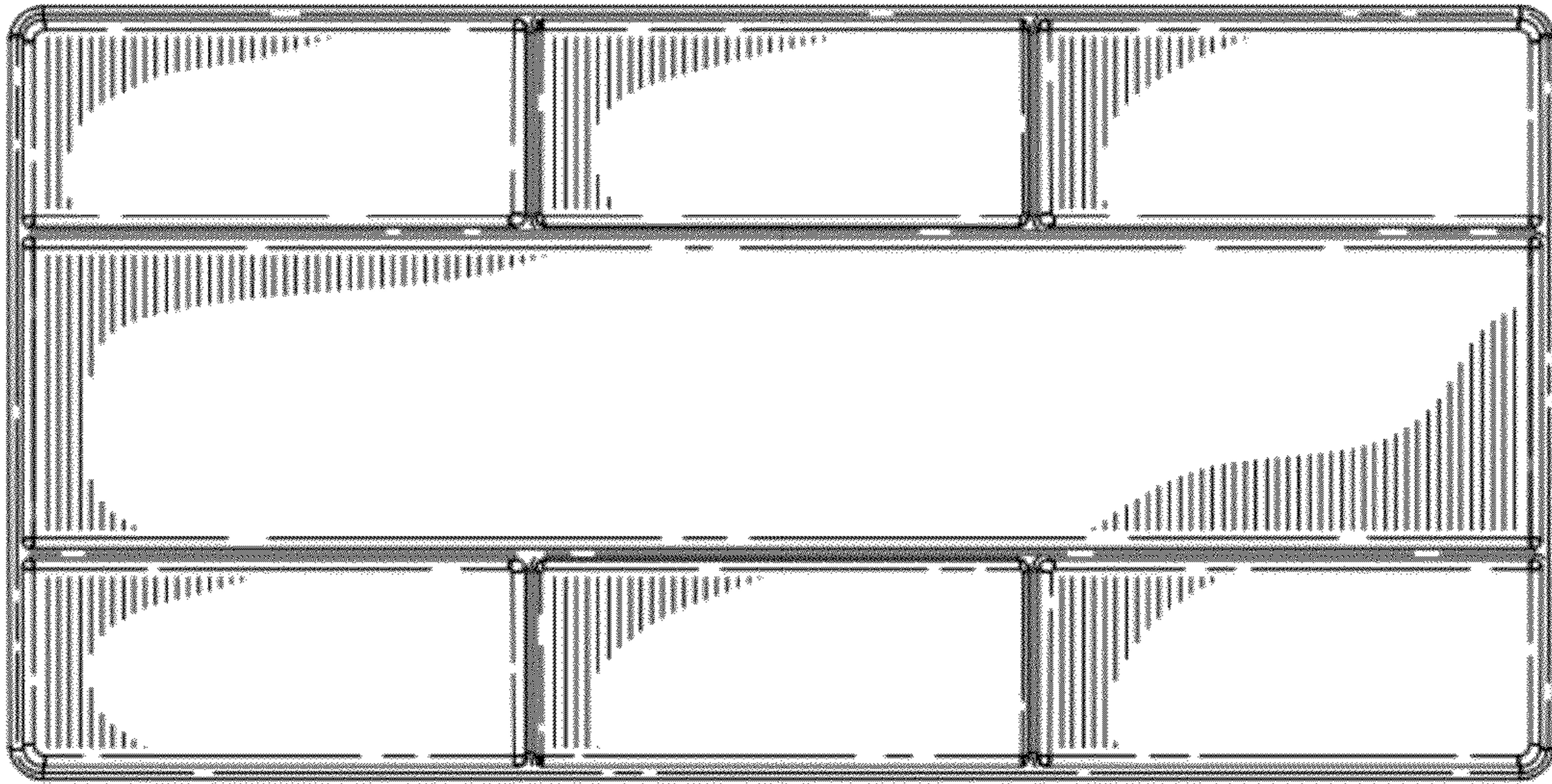


FIG-2

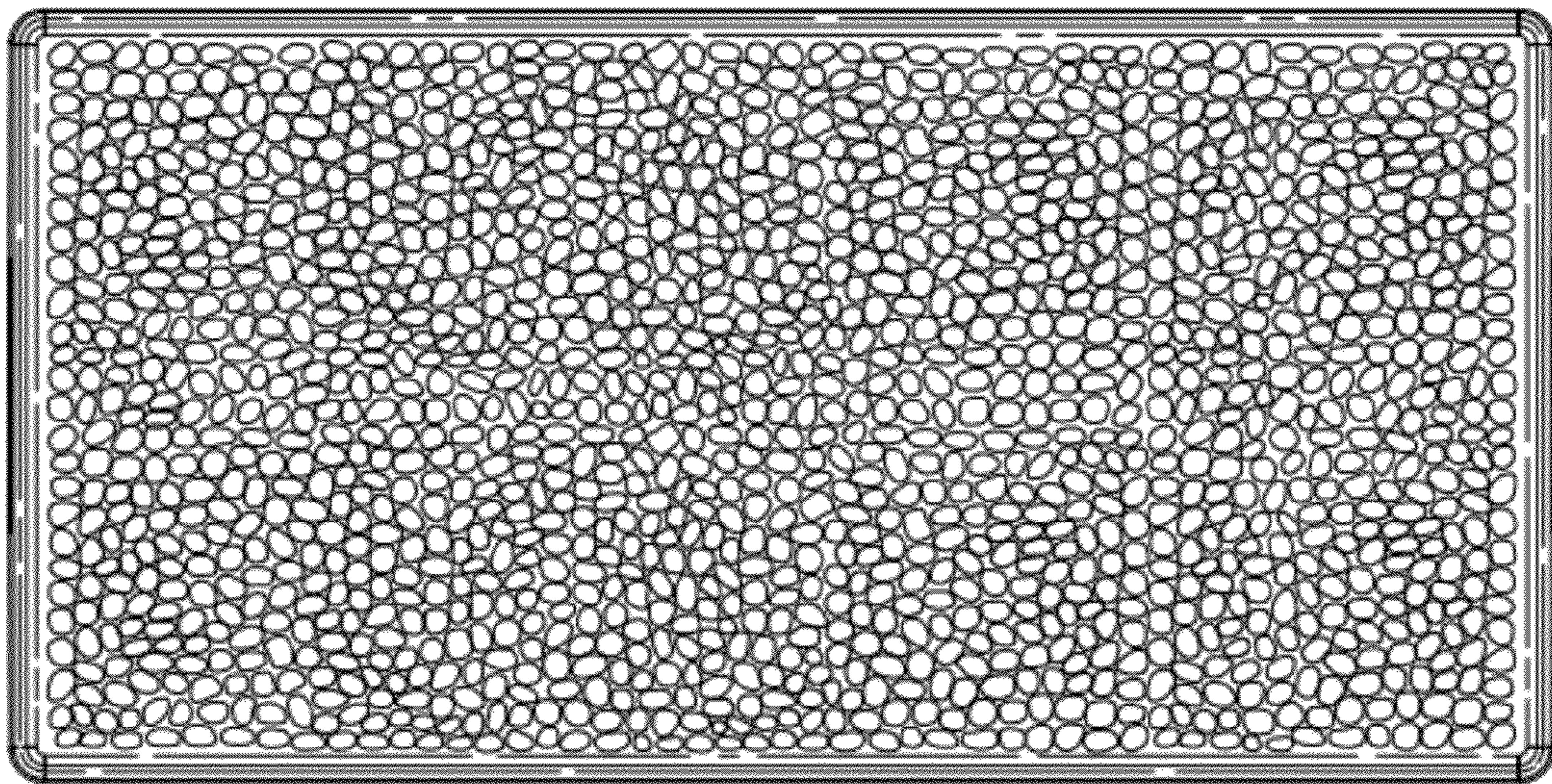


FIG-3

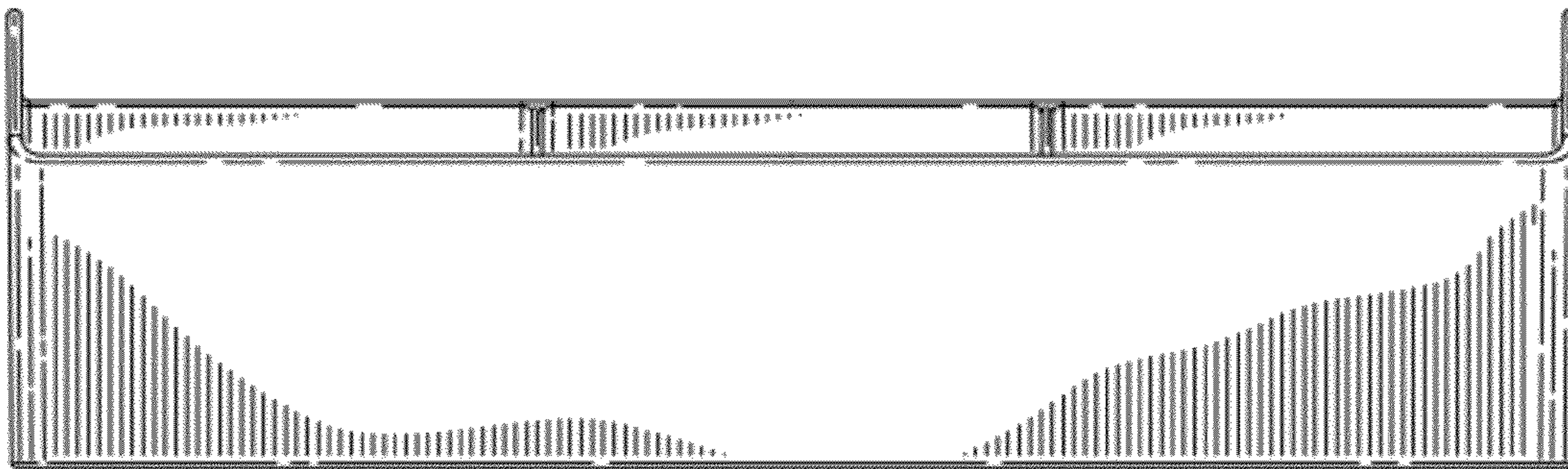


FIG-4

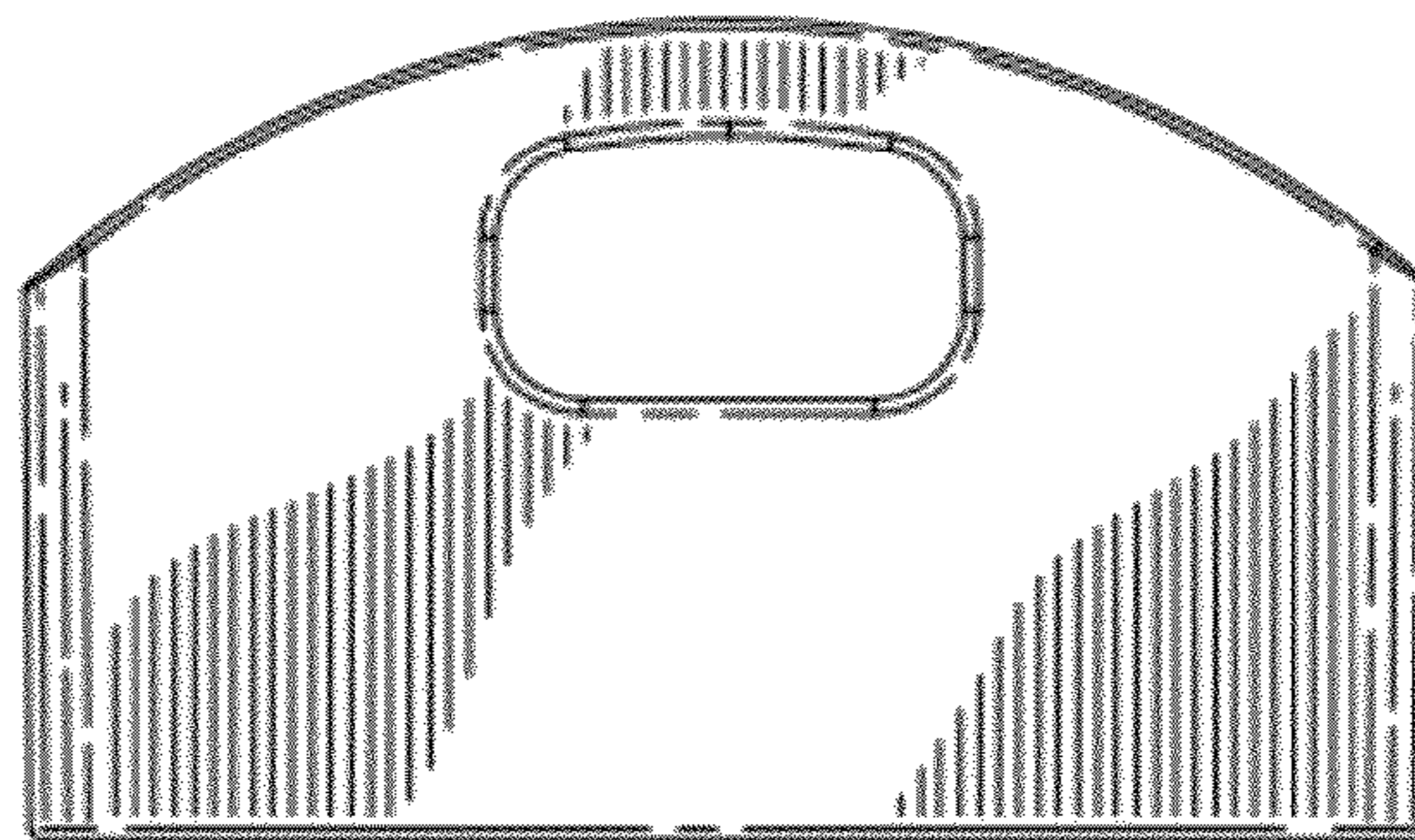


FIG-5