

US00D661093S

(12) **United States Design Patent**  
**Jusic**

(10) **Patent No.:** **US D661,093 S**

(45) **Date of Patent:** **\*\* \*Jun. 5, 2012**

(54) **CYLINDRICAL CARRYING CASE**

(76) Inventor: **Alise Jusic**, Los Angeles, CA (US)

(\*) Notice: This patent is subject to a terminal disclaimer.

(\*\*) Term: **14 Years**

(21) Appl. No.: **29/335,443**

(22) Filed: **Apr. 15, 2009**

(51) **LOC (9) Cl.** ..... **03-01**

(52) **U.S. Cl.** ..... **D3/273; D3/254; D3/255**

(58) **Field of Classification Search** ..... D3/201,  
D3/215, 212, 273, 274, 276, 289, 902, 905,  
D3/231, 232, 254, 255; 224/236, 240, 235,  
224/656, 657, 658, 269, 270, 267, 272, 901,  
224/904, 908, 153-156; 190/18 A, 18 B,  
190/103, 106-109, 124, 126, 127  
See application file for complete search history.

(56) **References Cited**

**U.S. PATENT DOCUMENTS**

- 3,977,451 A \* 8/1976 Duba ..... 206/315.4
- D318,370 S \* 7/1991 White ..... D3/321
- 5,410,332 A \* 4/1995 Barry et al. .... 345/164
- 5,427,453 A \* 6/1995 Cloessner ..... 383/38

- D419,770 S \* 2/2000 Mogil ..... D3/283
- D453,623 S \* 2/2002 Meissner ..... D3/273
- D517,315 S \* 3/2006 Amin ..... D3/273
- D520,136 S \* 5/2006 Keller et al. .... D24/131
- D521,731 S \* 5/2006 Tagliati et al. .... D3/273
- 2009/0259470 A1 \* 10/2009 Chang ..... 704/246

\* cited by examiner

*Primary Examiner* — Prabhakar Deshmukh

(74) *Attorney, Agent, or Firm* — Michael N. Cohen; Cohen I.P. Law Group, P.C.

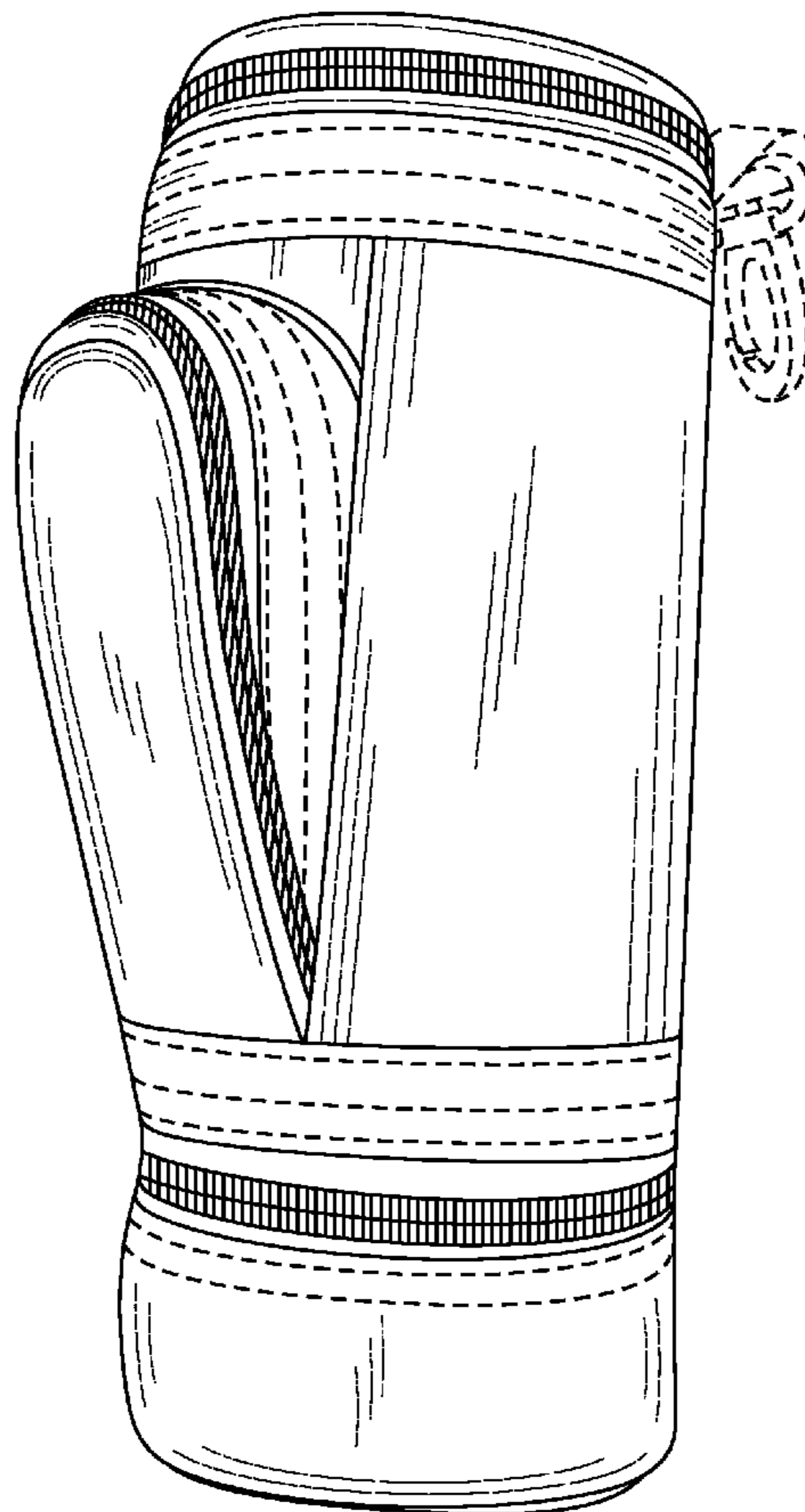
(57) **CLAIM**

I claim the ornamental design for a cylindrical carrying case, as shown and described.

**DESCRIPTION**

FIG. 1 is a side perspective view of a cylindrical carrying case;  
 FIG. 2 is a front view of FIG. 1;  
 FIG. 3 is a rear view of FIG. 1;  
 FIG. 4 is a left side view of FIG. 2; and,  
 FIG. 5 is a right side view of FIG. 2.  
 The broken lines represent the stitch lines. Other broken lines showing of zipper pull is for illustrative purpose only and form no part of the claimed design.

**1 Claim, 5 Drawing Sheets**



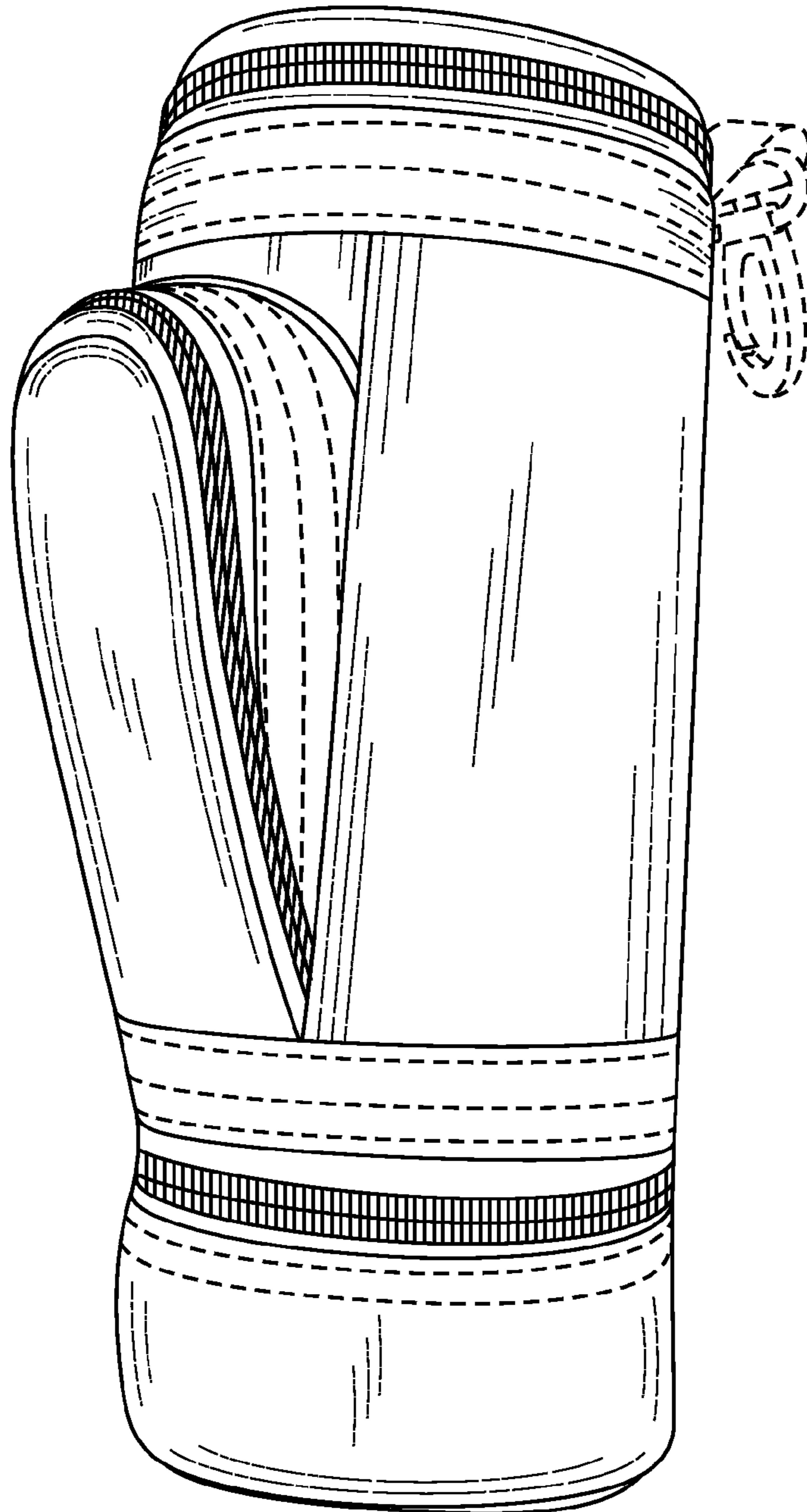


FIG. 1

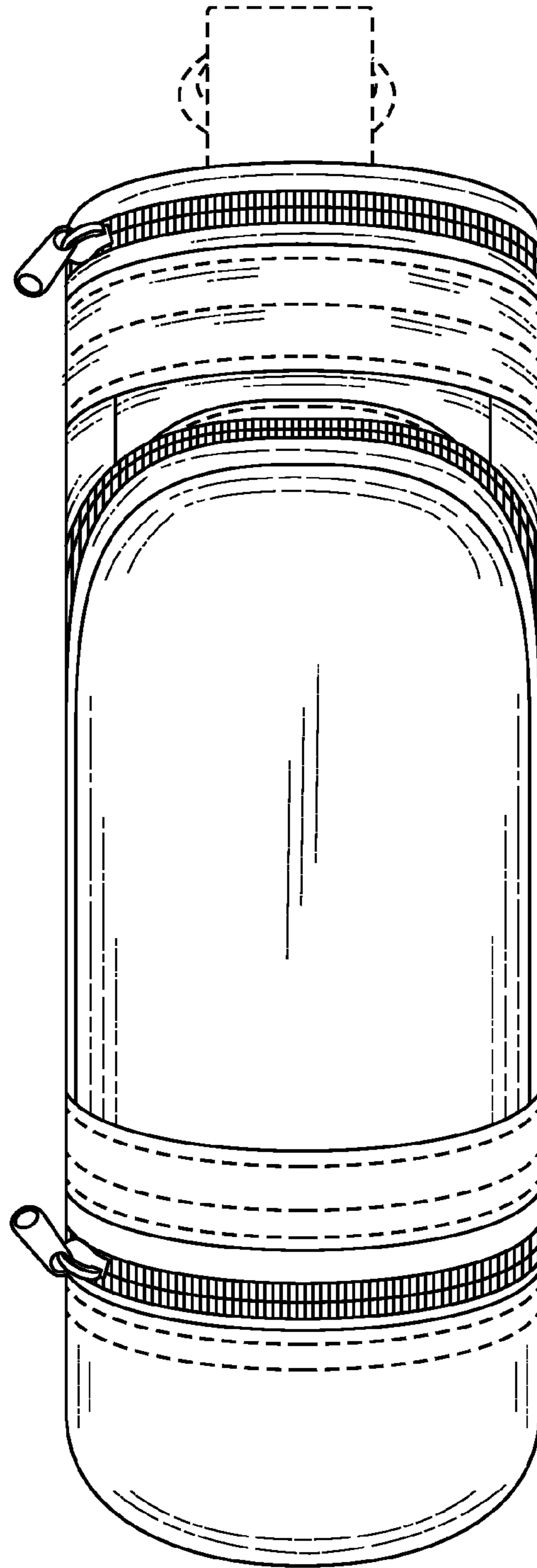


FIG. 2




FIG. 3

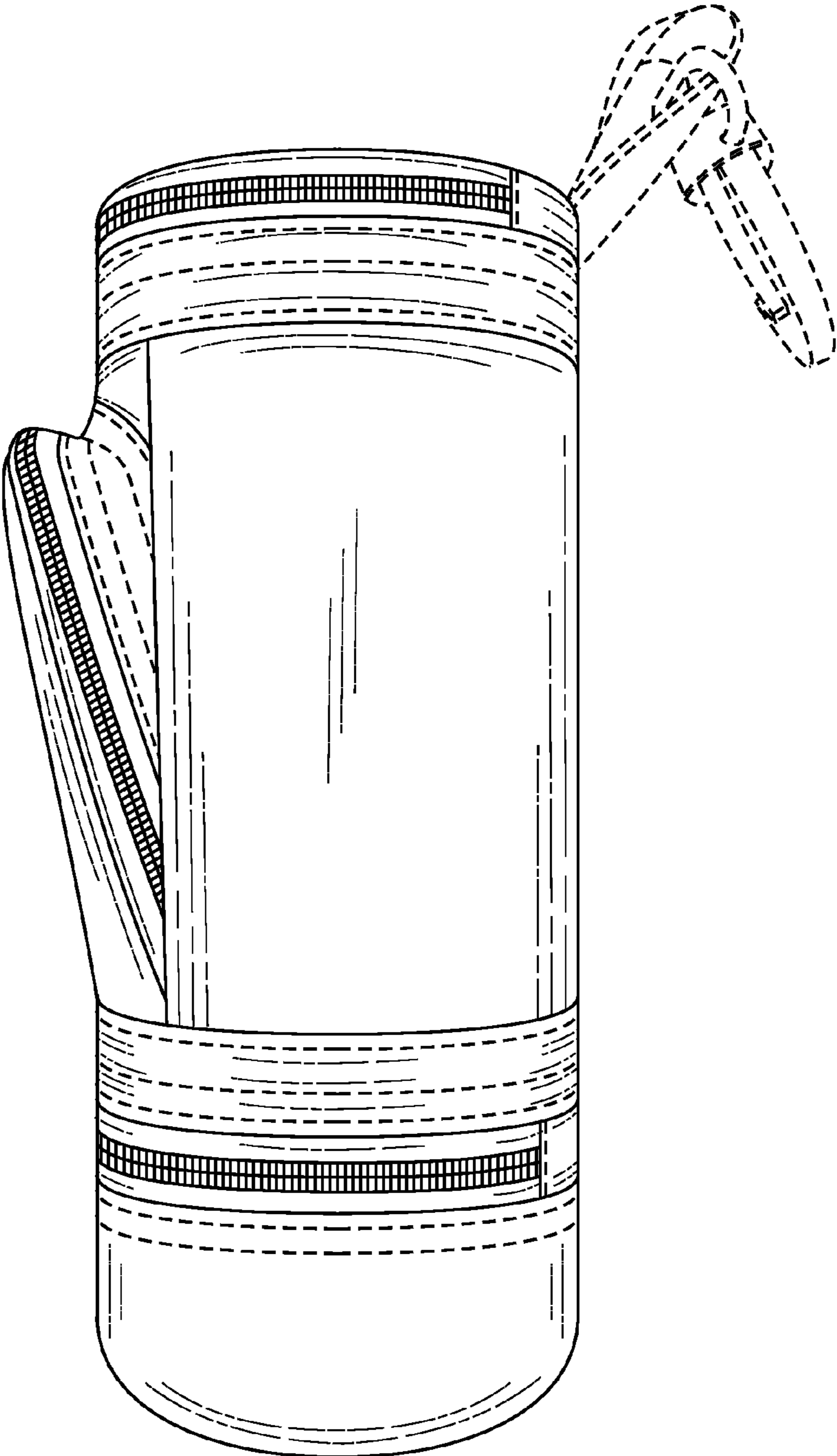


FIG. 4

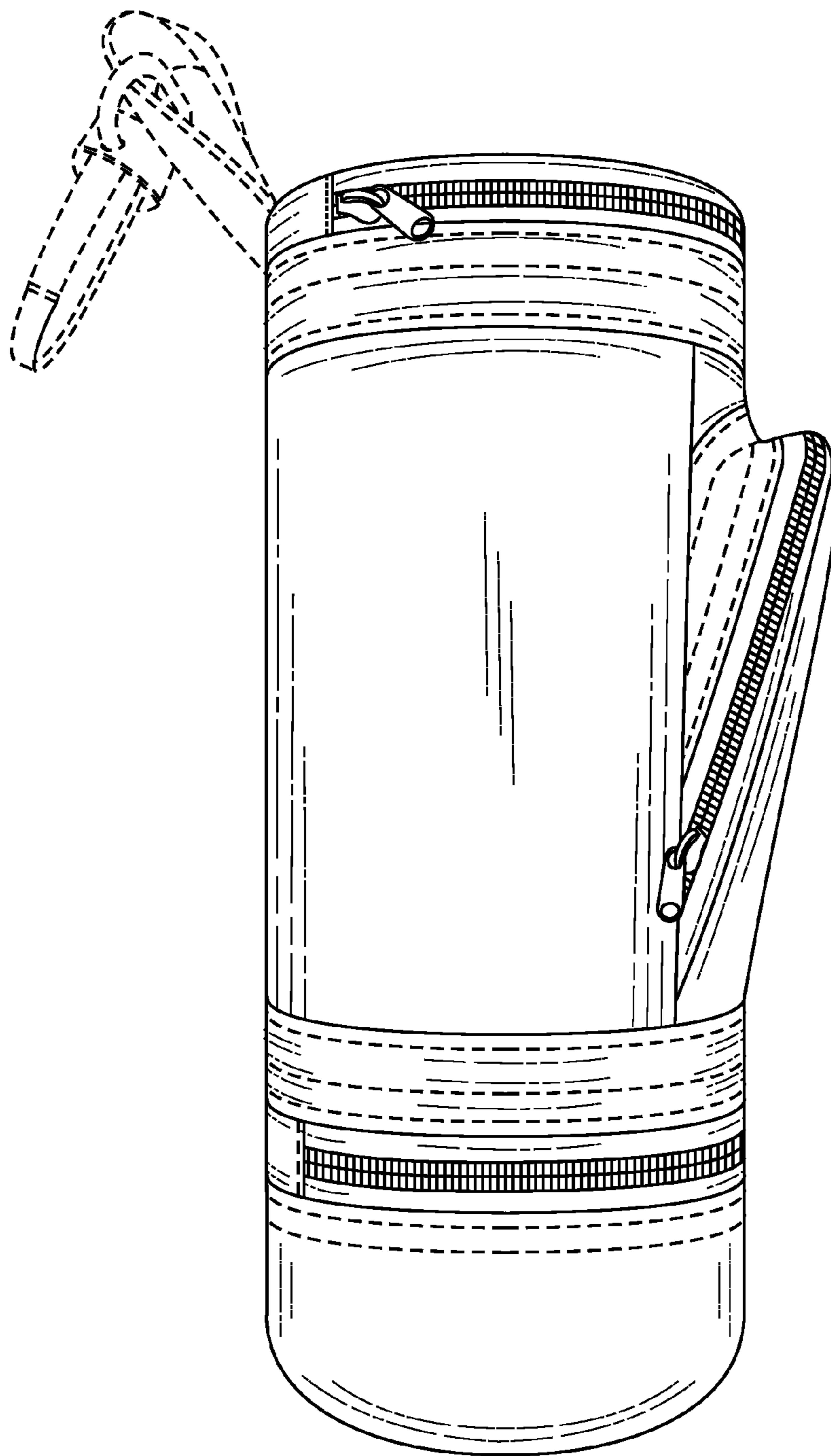


FIG. 5