

US00D661090S

(12) **United States Design Patent**
Lazarowicz et al.

(10) **Patent No.:** **US D661,090 S**
(45) **Date of Patent:** **** Jun. 5, 2012**

(54) **FINANCIAL TRANSACTION CARD WITH STORAGE CHAMBER**

(75) Inventors: **Karie Lazarowicz**, Minneapolis, MN (US); **Lizbeth Otremba**, Minneapolis, MN (US); **Erin M Borkowski**, Andover, MN (US); **Timothy P. Clegg**, Manhattan Beach, CA (US); **Primož Samardzija**, Marina del Ray, CA (US)

(73) Assignee: **Target Brands, Inc.**, Minneapolis, MN (US)

(**) Term: **14 Years**

(21) Appl. No.: **29/412,497**

(22) Filed: **Feb. 3, 2012**

Related U.S. Application Data

(63) Continuation of application No. 11/592,760, filed on Nov. 3, 2006, now Pat. No. 8,132,734.

(51) **LOC (9) Cl.** **03-01**

(52) **U.S. Cl.** **D3/249**

(58) **Field of Classification Search** D3/247, D3/249; D19/9-10; 224/607, 610; 150/147
See application file for complete search history.

(56) **References Cited**

U.S. PATENT DOCUMENTS

D162,422 S	10/1950	Kitzes
D248,892 S	8/1978	Pfleger
D260,325 S	8/1981	Davis
4,402,398 A	9/1983	Smoczynski
4,921,094 A	5/1990	van den Akker
5,080,223 A	1/1992	Mitsuyama
D343,951 S	2/1994	Petty et al.
D351,320 S	10/1994	Minor
5,358,019 A	10/1994	Sumner, III
5,520,230 A	5/1996	Sumner, III
6,108,957 A	8/2000	Zapawa
6,123,240 A	9/2000	Fowles et al.
6,349,829 B1	2/2002	Matheis et al.

6,460,696 B1	10/2002	Meyer
D481,866 S	11/2003	Lawrence, Sr.
6,681,972 B1	1/2004	Tapocik
6,848,207 B1	2/2005	Powell
D517,810 S	3/2006	Golden et al.
7,204,398 B1 *	4/2007	Smith, Sr. 224/607
7,717,335 B2	5/2010	Halbur et al.
2002/0143697 A1	10/2002	Gotfried
2003/0028439 A1	2/2003	Cox et al.
2003/0225623 A1	12/2003	Wankmueller
2004/0182940 A1	9/2004	Biller
2004/0237360 A1	12/2004	Nelms et al.
2005/0061889 A1	3/2005	McGee et al.
2006/0060274 A1	3/2006	Duffy
2006/0064906 A1	3/2006	Flemons

(Continued)

FOREIGN PATENT DOCUMENTS

CH 670746 4/1989

(Continued)

Primary Examiner — Holly Baynham

(74) *Attorney, Agent, or Firm* — Griffiths & Seaton PLLC

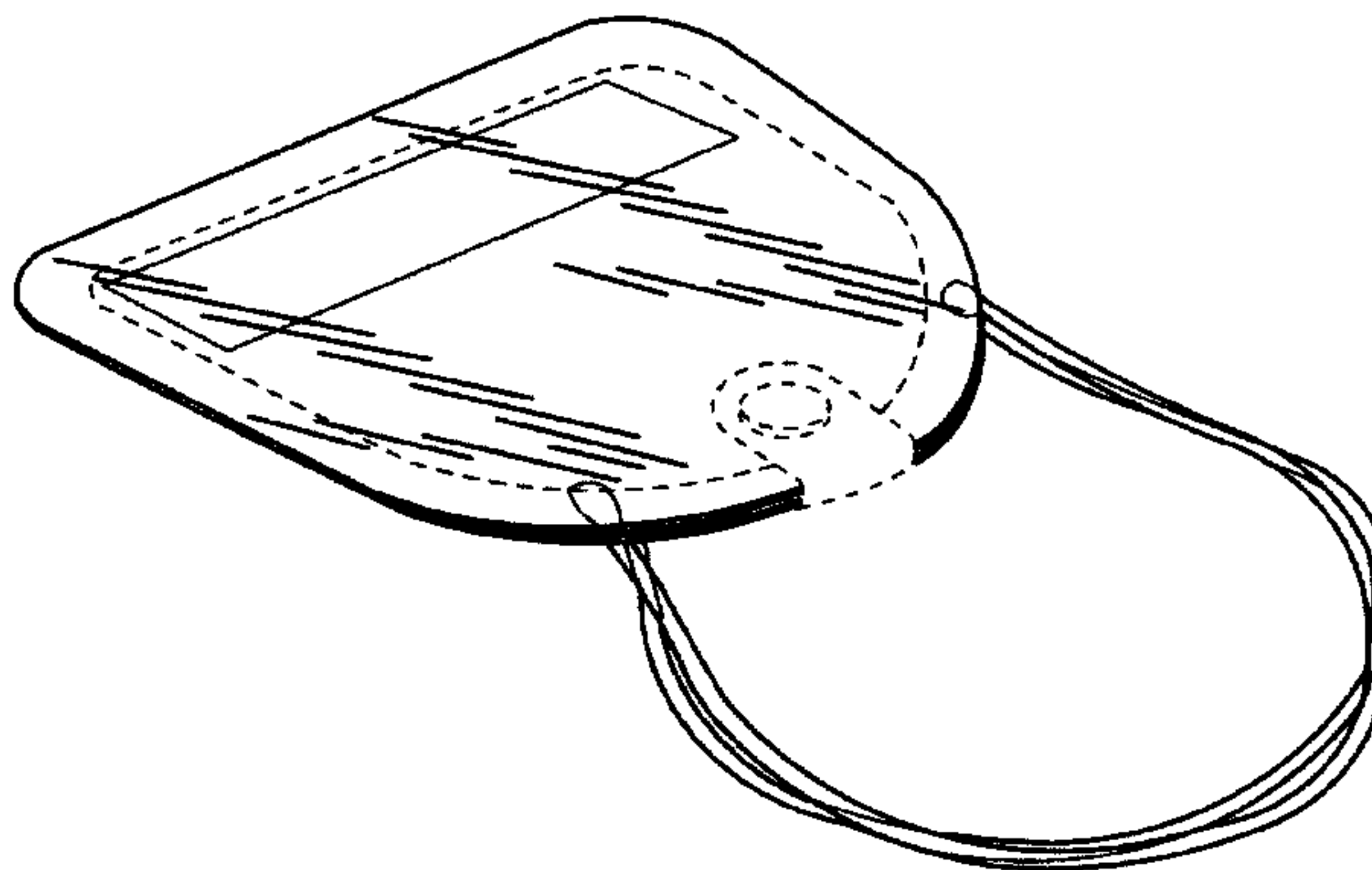
(57) **CLAIM**

The ornamental design for a financial transaction card with storage chamber, as shown and described.

DESCRIPTION

FIG. 1 is a front, perspective view of a financial transaction card with storage chamber showing our new design; FIG. 2 is a rear, perspective view thereof; FIG. 3 is a front view thereof; FIG. 4 is a rear view thereof; FIG. 5 is a right side view thereof, the left side view being a mirror image thereof; FIG. 6 is a top view thereof; and, FIG. 7 is a bottom view thereof. The broken lines showing stitching and a fastening tab are for the purposes of illustrating environment and form no part of the claimed design.

1 Claim, 6 Drawing Sheets



US D661,090 S

Page 2

U.S. PATENT DOCUMENTS

2006/0118618 A1 6/2006 Schultz et al.
2006/0157554 A1 7/2006 Halbur et al.
2006/0231609 A1 10/2006 Lazarowicz et al.
2006/0243609 A1 11/2006 Cole et al.

2007/0267313 A1 11/2007 McLean

FOREIGN PATENT DOCUMENTS

GB 2277482 A 11/1994
* cited by examiner

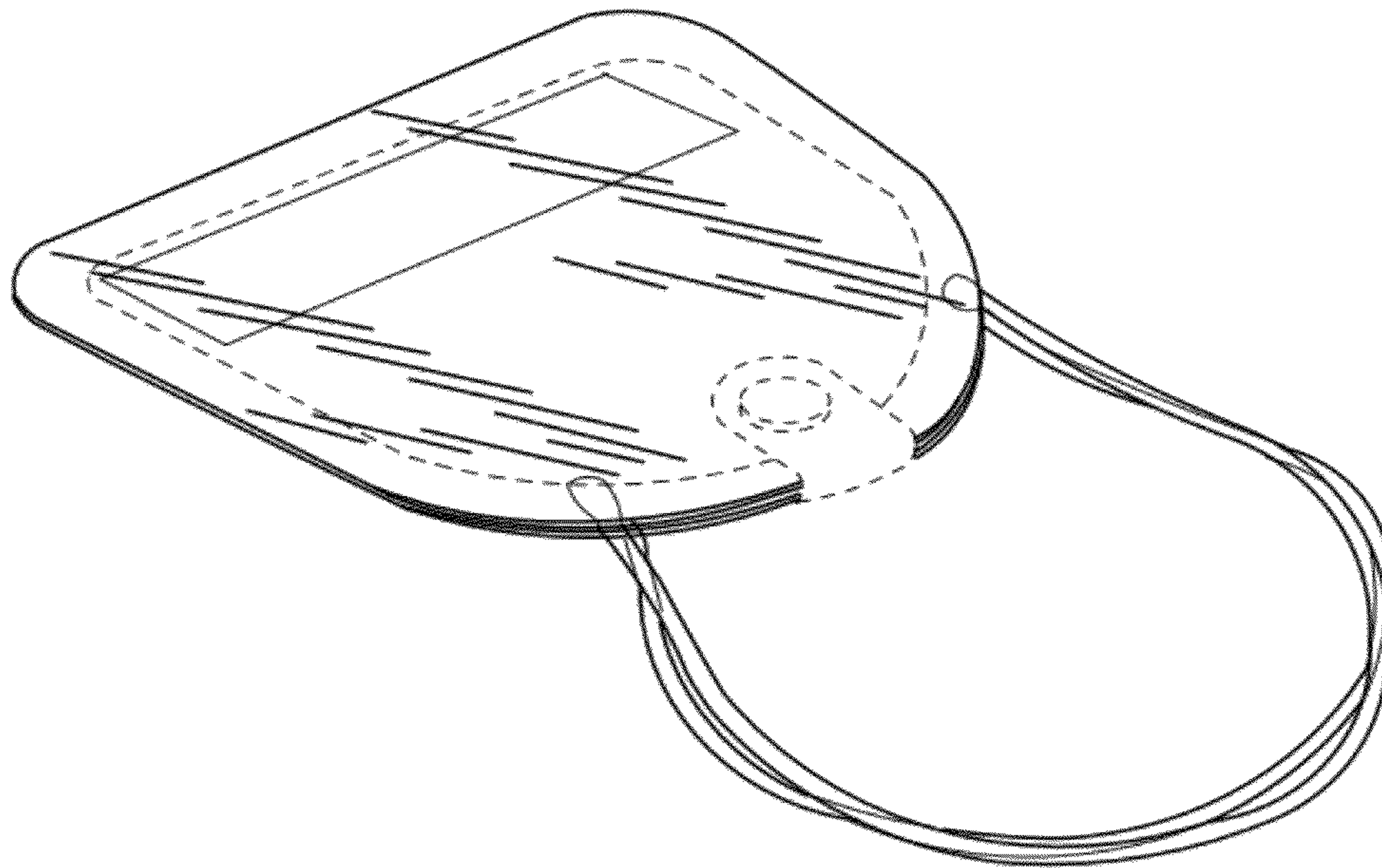


Fig. 1

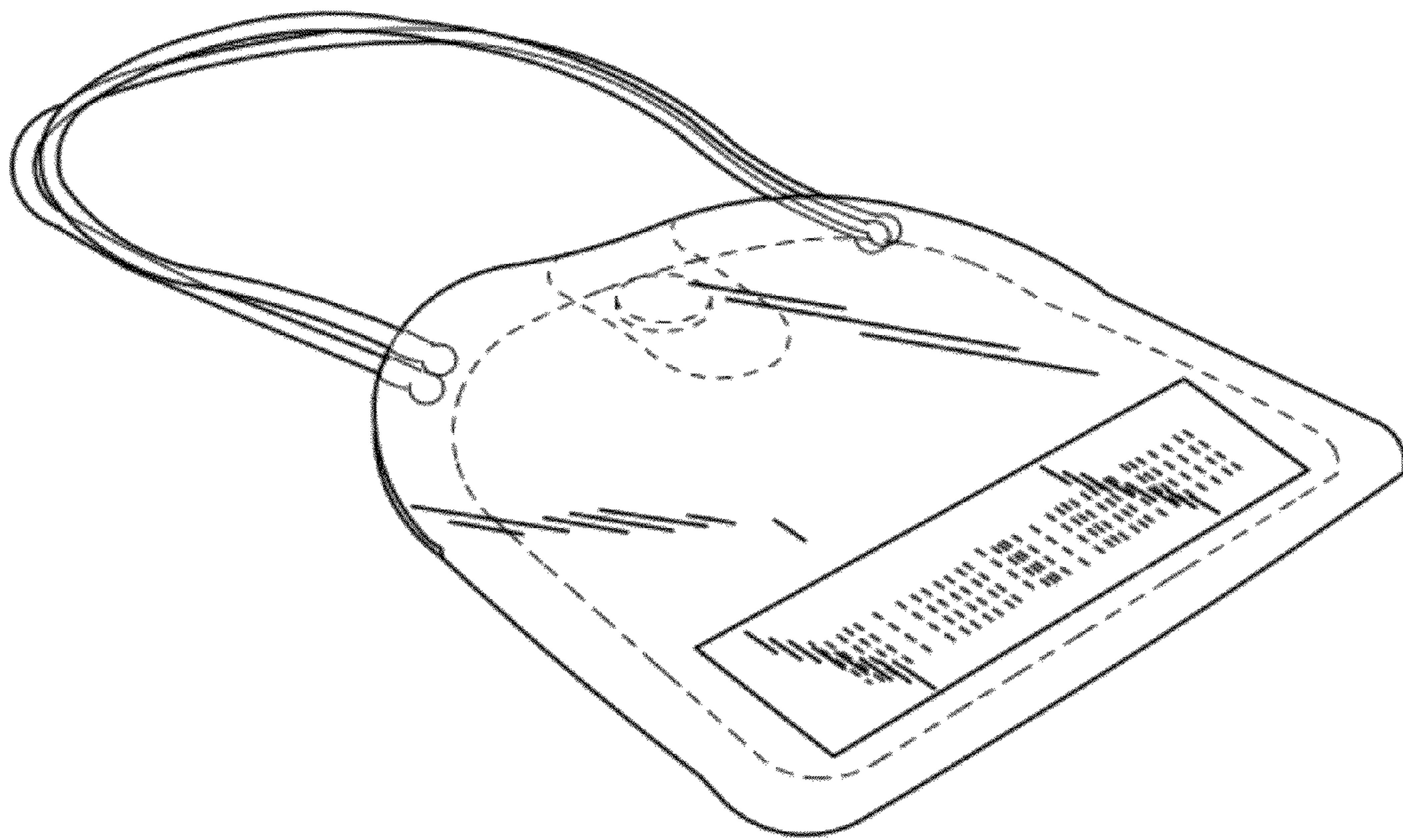


Fig. 2

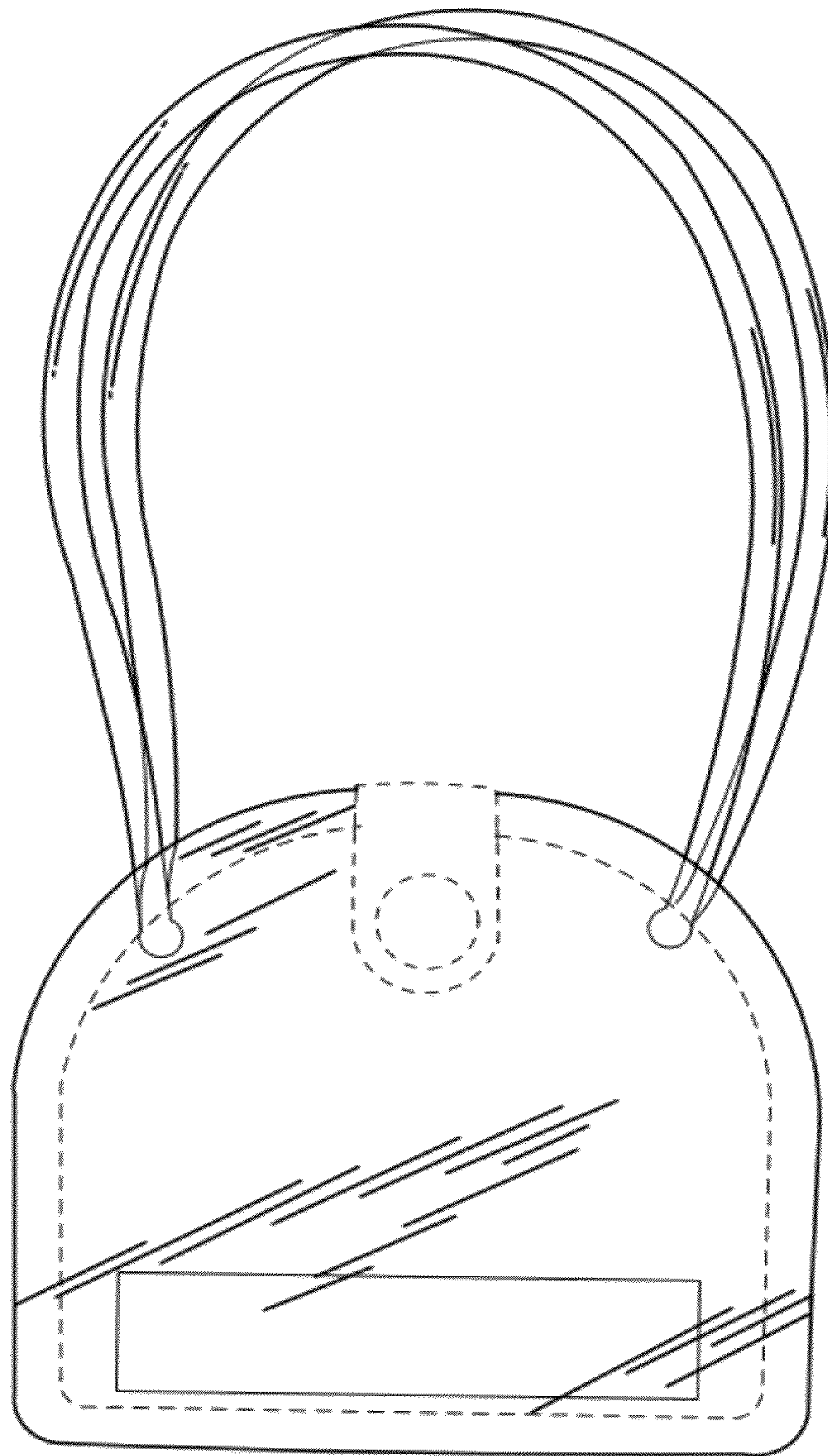


Fig. 3

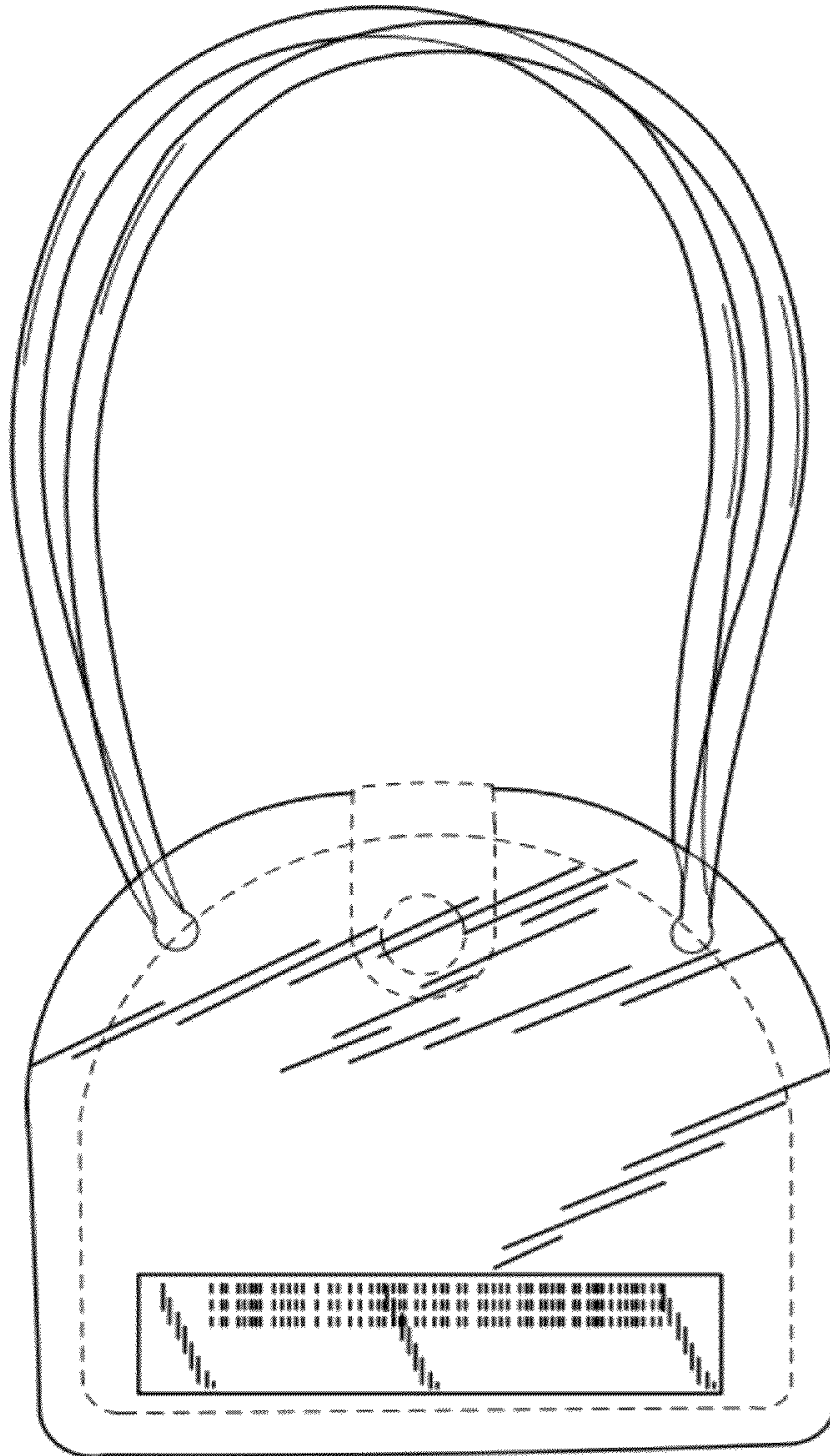


Fig. 4



Fig. 5




Fig. 6



Fig. 7