

US00D661086S

(12) **United States Design Patent**
Burns

(10) **Patent No.:** **US D661,086 S**

(45) **Date of Patent:** **** Jun. 5, 2012**

(54) **LAPTOP CASE**

(75) Inventor: **Chance Byron Burns**, Palm Beach (AU)

(73) Assignee: **Cheddar Pocket Pty Ltd.** (AU)

(**) Term: **14 Years**

(21) Appl. No.: **29/383,242**

(22) Filed: **Jan. 14, 2011**

(51) **LOC (9) Cl.** **03-01**

(52) **U.S. Cl.** **D3/218**

(58) **Field of Classification Search** D3/215–218,
D3/301–303; D2/840, 847, 717, 700, 731;
206/37–38, 252–261, 268

See application file for complete search history.

(56) **References Cited**

U.S. PATENT DOCUMENTS

D370,121 S *	5/1996	Chabot	D3/238
D393,736 S *	4/1998	Rubin	D2/717
D484,353 S *	12/2003	Tung	D6/632
D515,309 S *	2/2006	Harris	D3/218
D518,951 S *	4/2006	Harris	D3/218
D535,816 S *	1/2007	Eisenbraun	D3/218
D553,351 S *	10/2007	Ballman et al.	D3/218
D581,131 S *	11/2008	Rhodes	D2/717
D582,158 S *	12/2008	Nathanson	D3/271.1
D609,461 S *	2/2010	Boyd	D3/218

D620,250 S * 7/2010 Bare D3/238

* cited by examiner

Primary Examiner — Holly Baynham

(74) *Attorney, Agent, or Firm* — Workman Nydegger

(57) **CLAIM**

The ornamental design for a laptop case, as shown and described.

DESCRIPTION

FIG. 1 is a front elevational view of a laptop case showing the new design according to an embodiment of the invention; FIG. 2 is a top plan view of the laptop case shown in FIG. 1; FIG. 3 is a rear elevational view of the laptop case shown in FIG. 1;

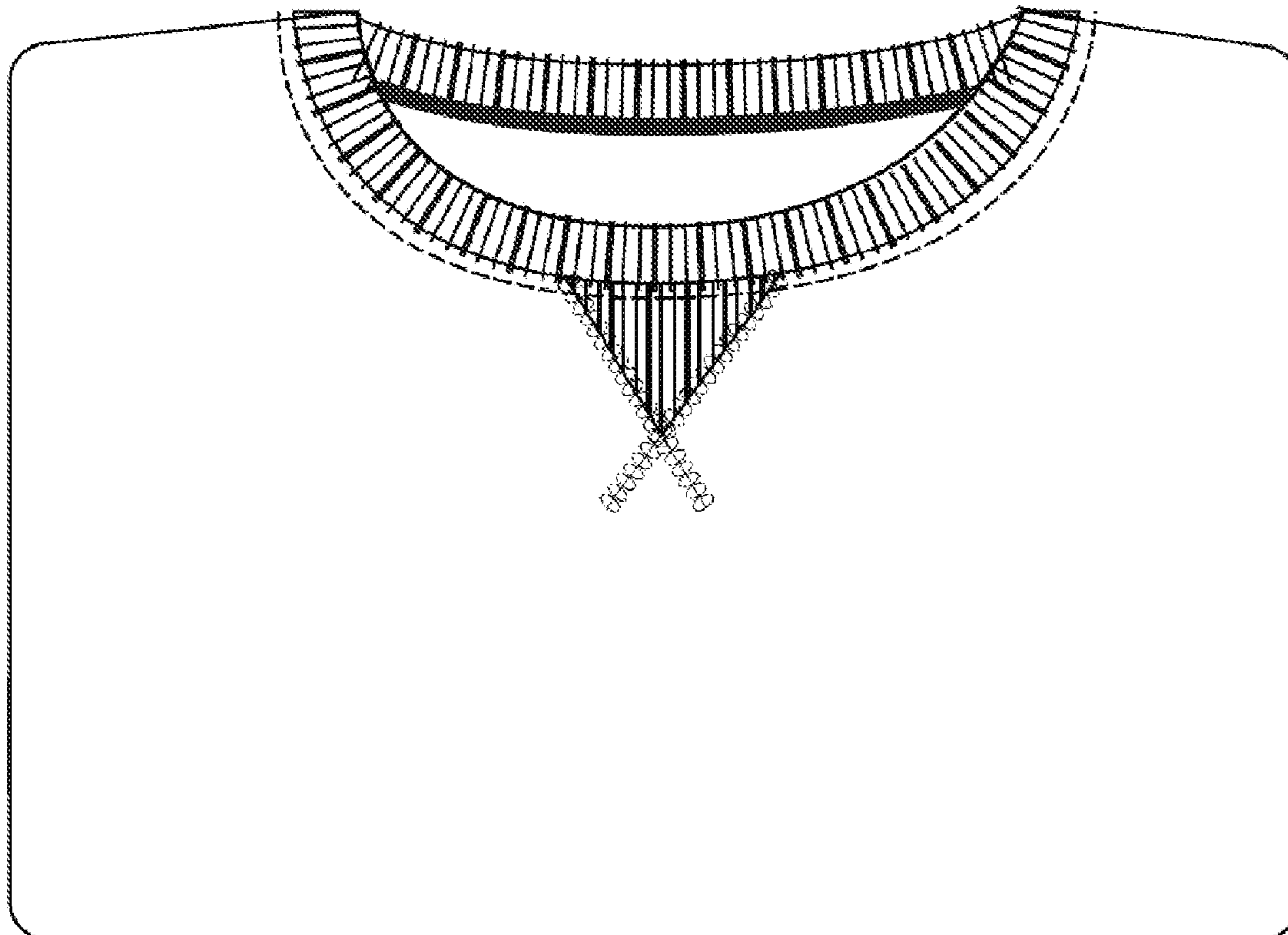
FIG. 4 is a bottom plan view of the laptop case shown in FIG. 1;

FIG. 5 is a left side elevational view of the laptop case shown in FIG. 1, the right side elevational view being a mirror image thereof; and,

FIG. 6 is an alternative left side elevational view of the laptop case shown in FIG. 1, the alternative right side elevational view being a mirror image thereof.

The dashed lines represent stitching and are part of the claimed design.

1 Claim, 3 Drawing Sheets



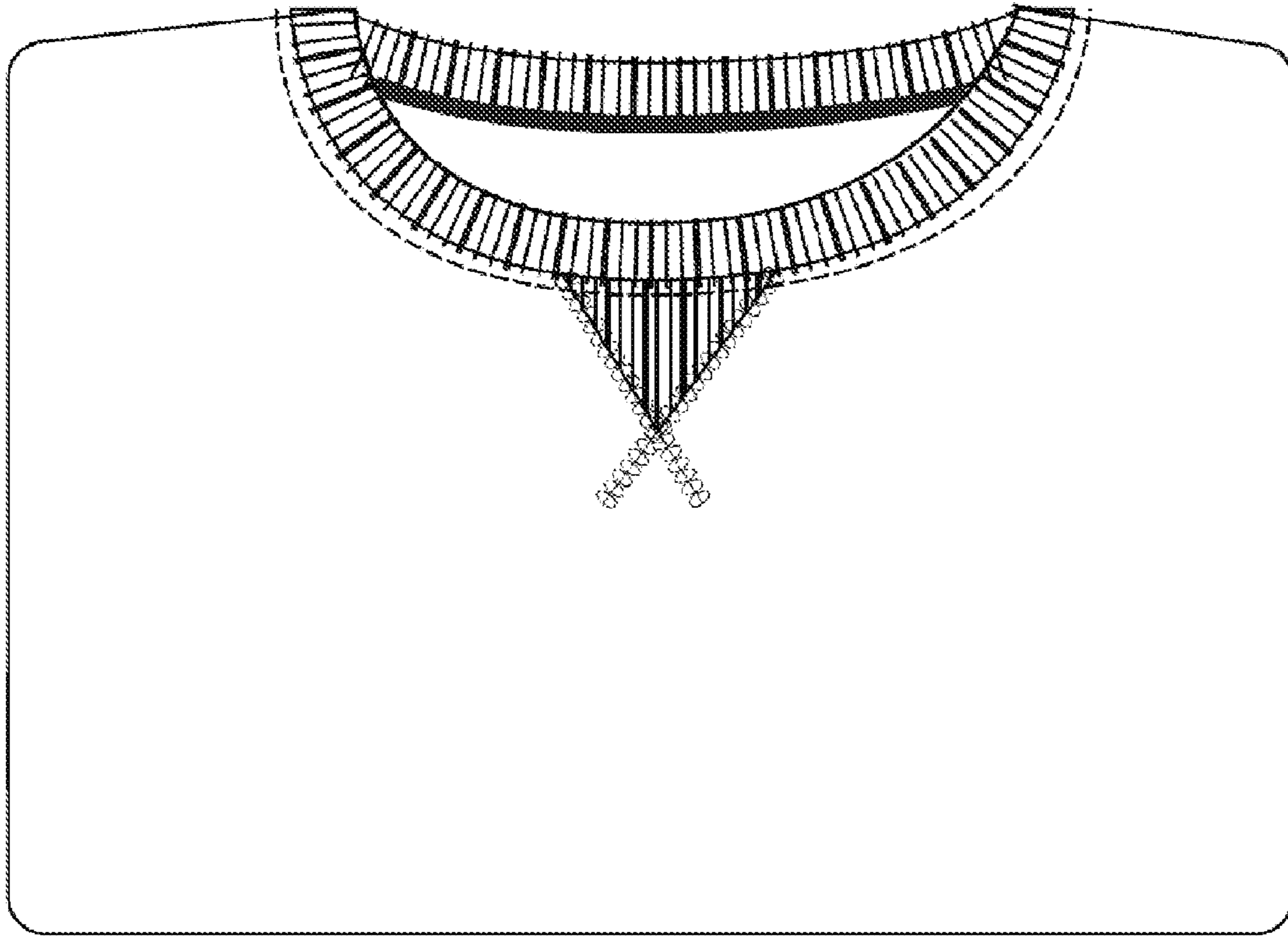


Figure 1



Figure 2

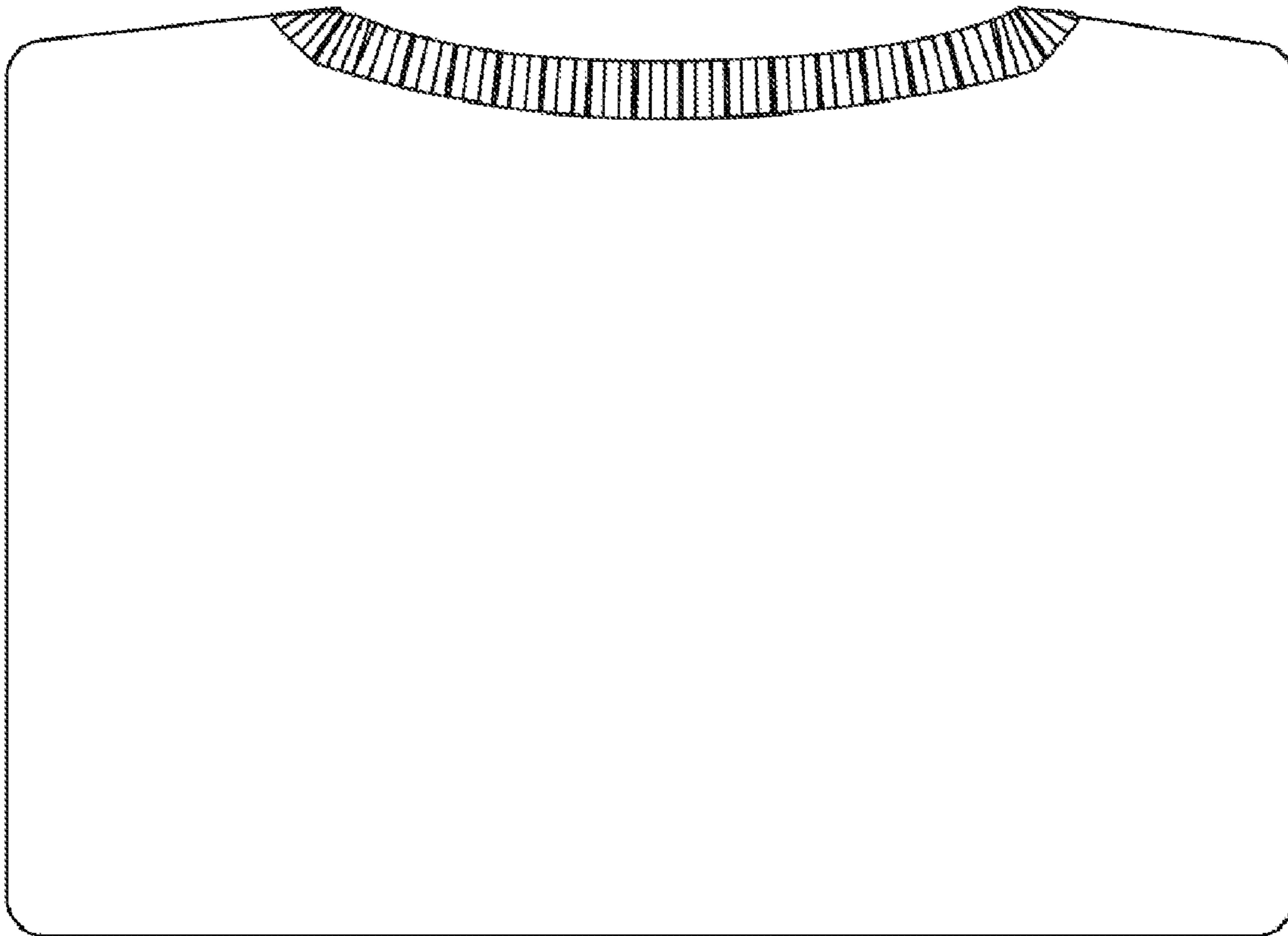


Figure 3




Figure 4

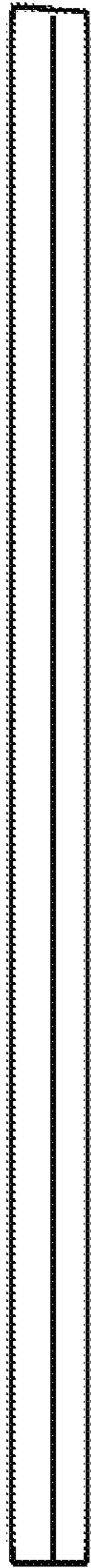


Figure 5




Figure 6