



US00D661075S

(12) **United States Design Patent**  
**Bacon et al.**

(10) **Patent No.:** **US D661,075 S**  
(45) **Date of Patent:** **\*\* Jun. 5, 2012**

(54) **GOLF SHOE OUTSOLE**

(75) Inventors: **Jonathan G. Bacon**, Westford, MA (US); **John J. Erickson**, Brockton, MA (US); **Douglas K. Robinson**, Mansfield, MA (US); **James M. Feeney**, Marion, MA (US); **Robert S. Bento**, Raynham, MA (US)

(73) Assignee: **Acushnet Company**, Fairhaven, MA (US)

(\*\*) Term: **14 Years**

(21) Appl. No.: **29/393,213**

(22) Filed: **Jun. 1, 2011**

(51) **LOC (9) Cl.** ..... **02-04**

(52) **U.S. Cl.** ..... **D2/960; D2/951**

(58) **Field of Classification Search** ..... D2/902,  
D2/906, 908, 916, 918, 925, 946-962, 977;  
36/3 B, 22 R, 24.5, 25 R, 28, 32 R, 34 R,  
36/59 C, 67 A, 103

See application file for complete search history.

(56) **References Cited**

**U.S. PATENT DOCUMENTS**

D390,349 S *	2/1998	Murai et al. ....	D2/959
6,266,897 B1 *	7/2001	Seydel et al. ....	36/29
D483,175 S *	12/2003	Robinson et al. ....	D2/954
D509,948 S *	9/2005	Robinson et al. ....	D2/953
D512,819 S *	12/2005	Usuki et al. ....	D2/953
D515,290 S *	2/2006	Sonnergren ....	D2/954
D522,741 S *	6/2006	Aveni et al. ....	D2/977
D587,441 S *	3/2009	Lane et al. ....	D2/956
D593,736 S *	6/2009	Mochen et al. ....	D2/954

D601,785 S *	10/2009	Lane et al. ....	D2/953
D605,838 S *	12/2009	Foust ....	D2/957
D607,635 S *	1/2010	Lane et al. ....	D2/953
D608,081 S *	1/2010	Bacon et al. ....	D2/954
D609,893 S *	2/2010	Kuhtz ....	D2/956
D614,838 S *	5/2010	Bramani ....	D2/947
D616,639 S *	6/2010	Larregain et al. ....	D2/957
D618,895 S *	7/2010	Wolff ....	D2/955
D632,879 S *	2/2011	Merkazy et al. ....	D2/953
7,905,034 B2 *	3/2011	Robinson et al. ....	36/127
2003/0196353 A1 *	10/2003	Baek ....	36/113
2005/0210705 A1 *	9/2005	Grove et al. ....	36/25 R

\* cited by examiner

*Primary Examiner* — T. Chase Nelson

(74) *Attorney, Agent, or Firm* — D. Michael Burns

(57) **CLAIM**

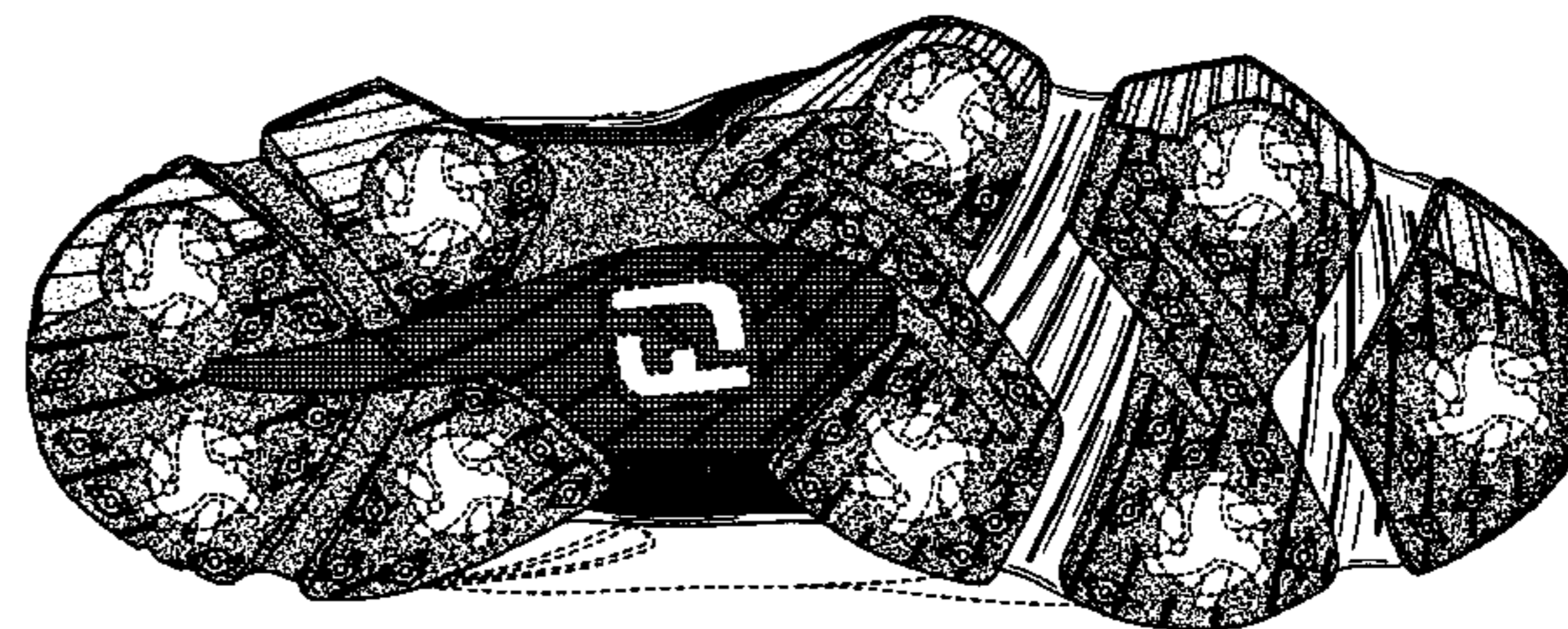
The ornamental design for a golf shoe outsole, as shown and described.

**DESCRIPTION**

FIG. 1 is a perspective view of a golf shoe outsole showing my new design;  
FIG. 2 is a right side elevational view thereof;  
FIG. 3 is a top plan view thereof;  
FIG. 4 is a bottom plan view thereof;  
FIG. 5 is a left side elevational view thereof;  
FIG. 6 is a front elevational view thereof; and,  
FIG. 7 is a rear elevational view thereof.

The broken lines in FIGS. 1-7 showing a shoe upper, represents the portions of the design that form no part of the claim. The broken lines in FIGS. 1-7 showing a shoe upper, and logo and spikes on the outsole, represent the portions of the design that form no part of the claim.

**1 Claim, 6 Drawing Sheets**





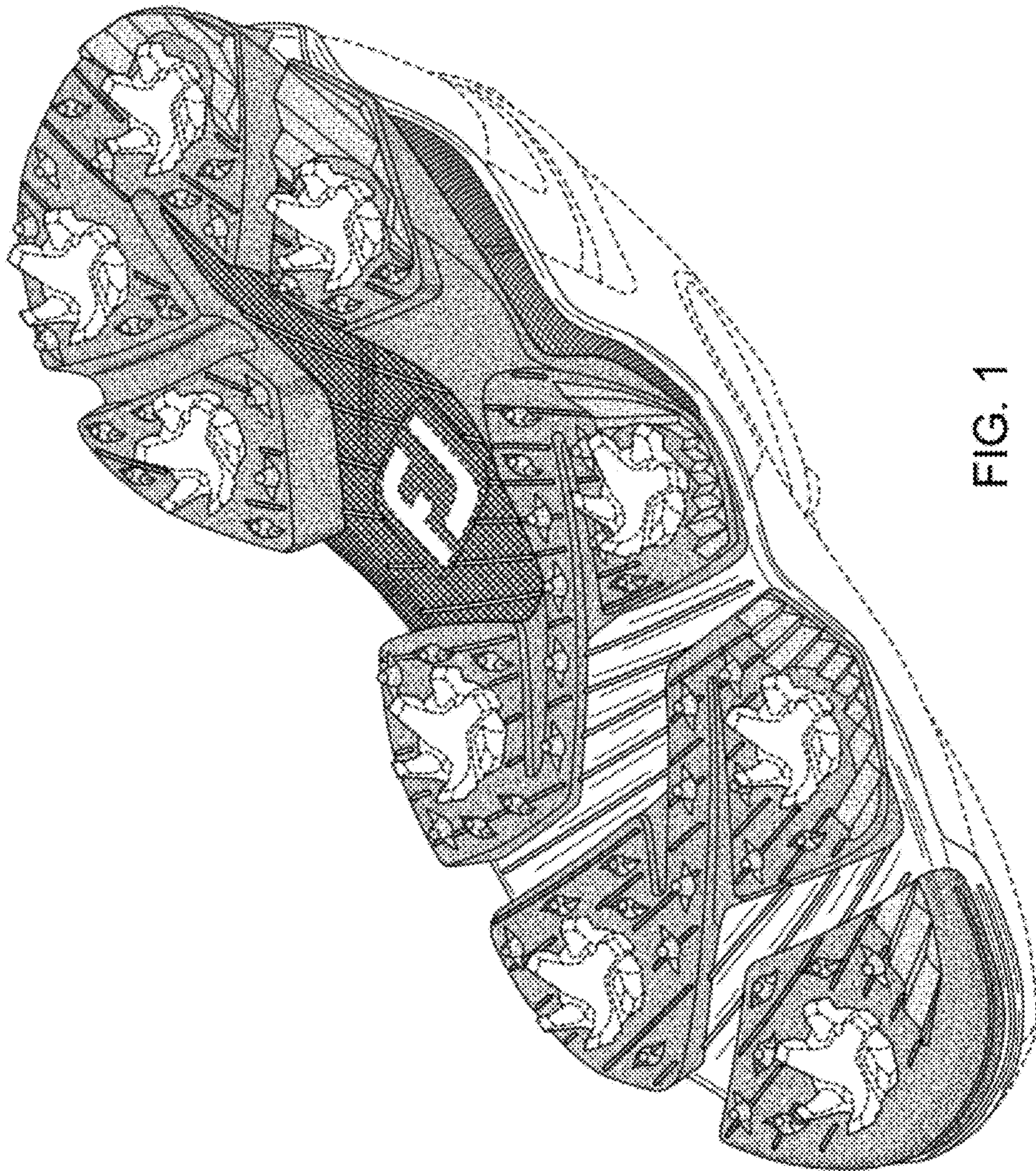


FIG. 1



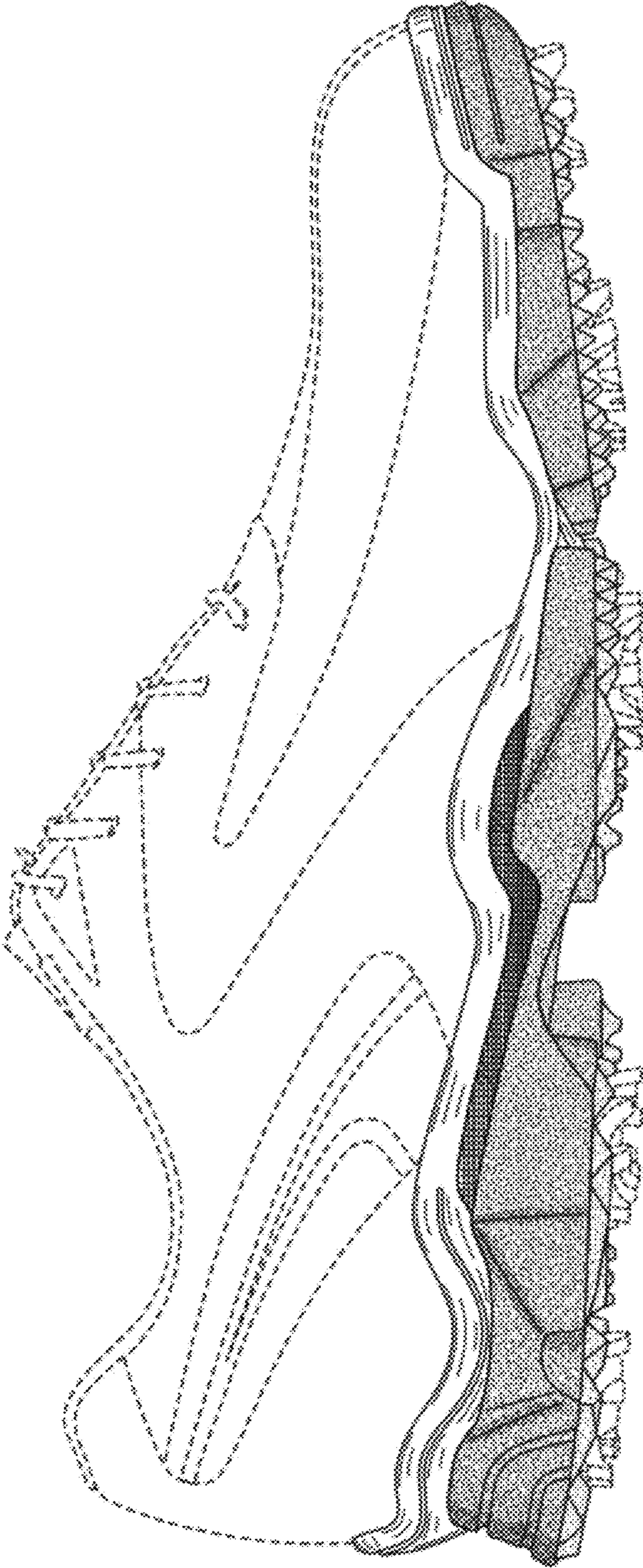


FIG. 2

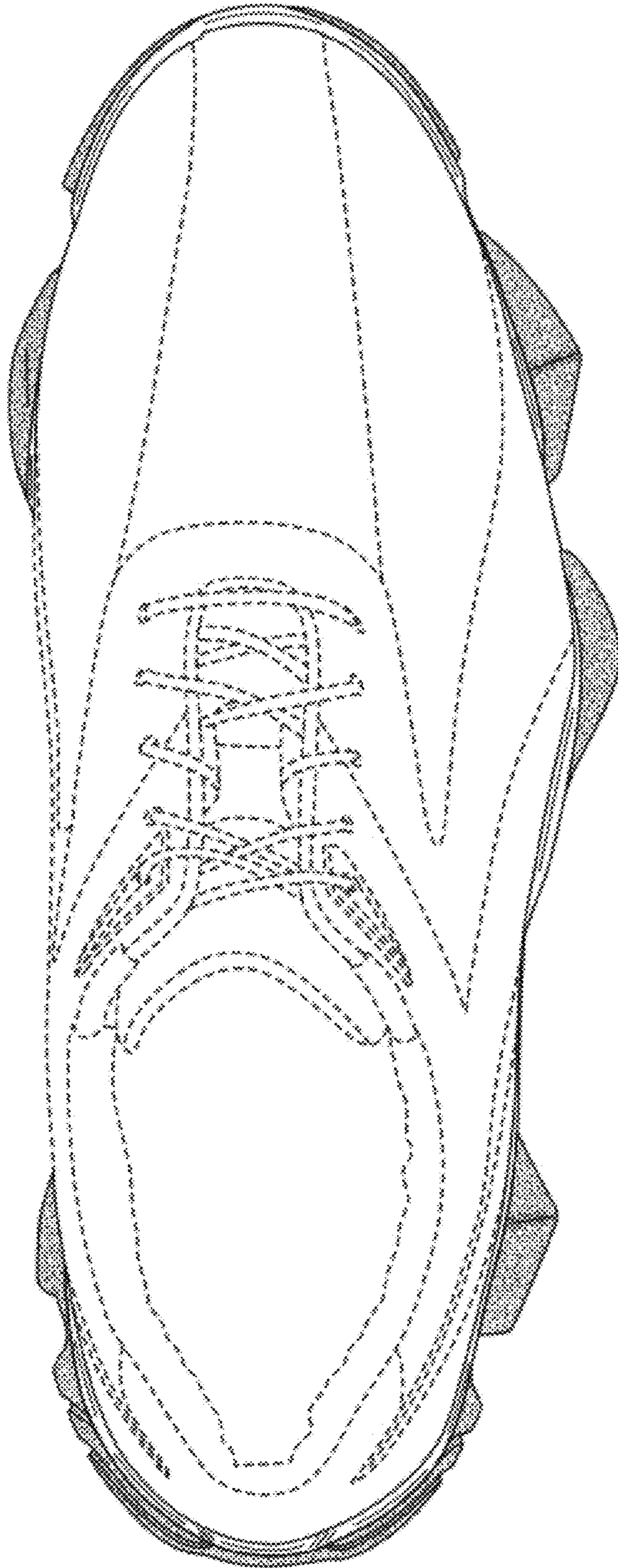


FIG. 3



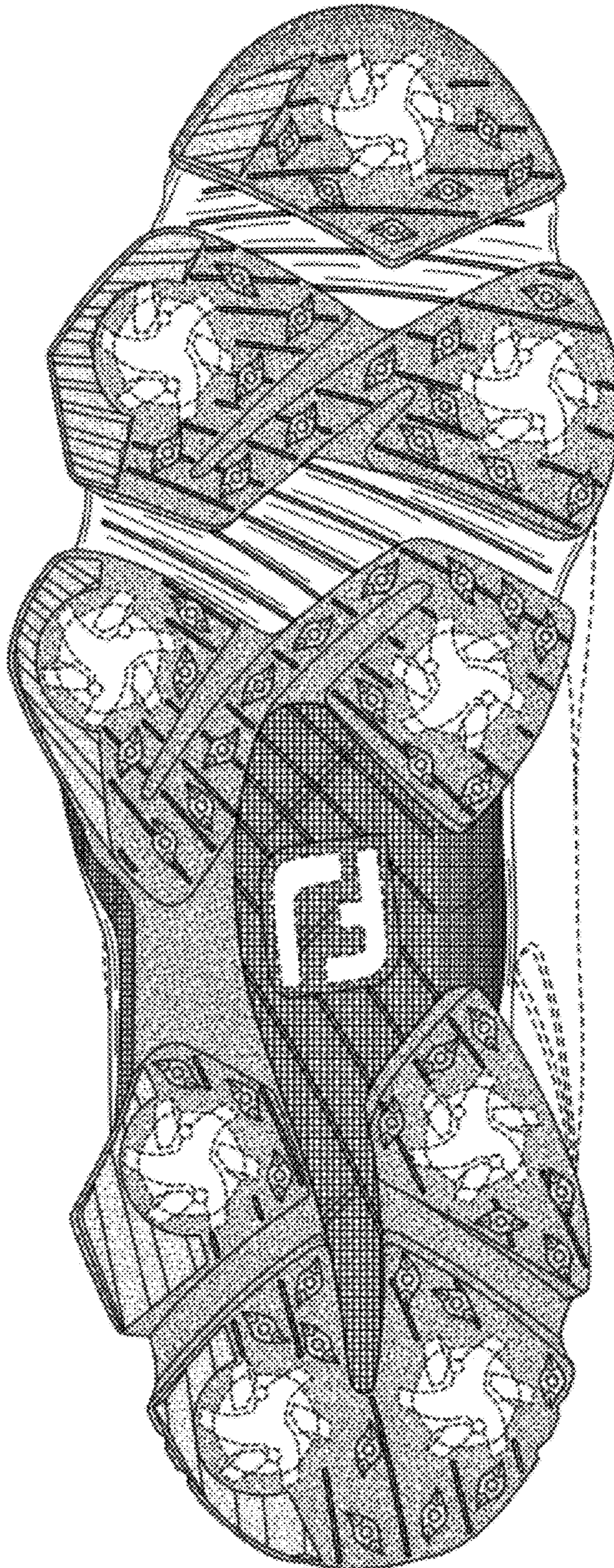


FIG. 4



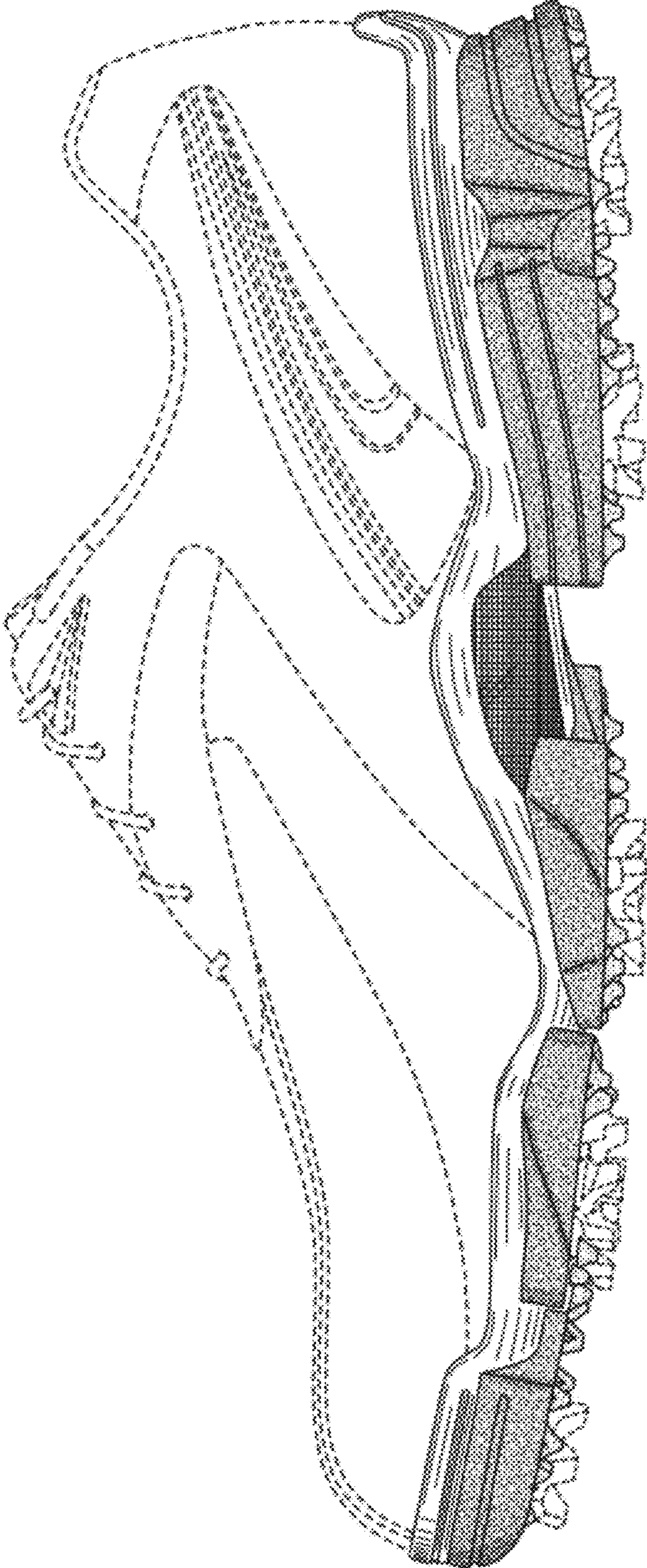


FIG. 5



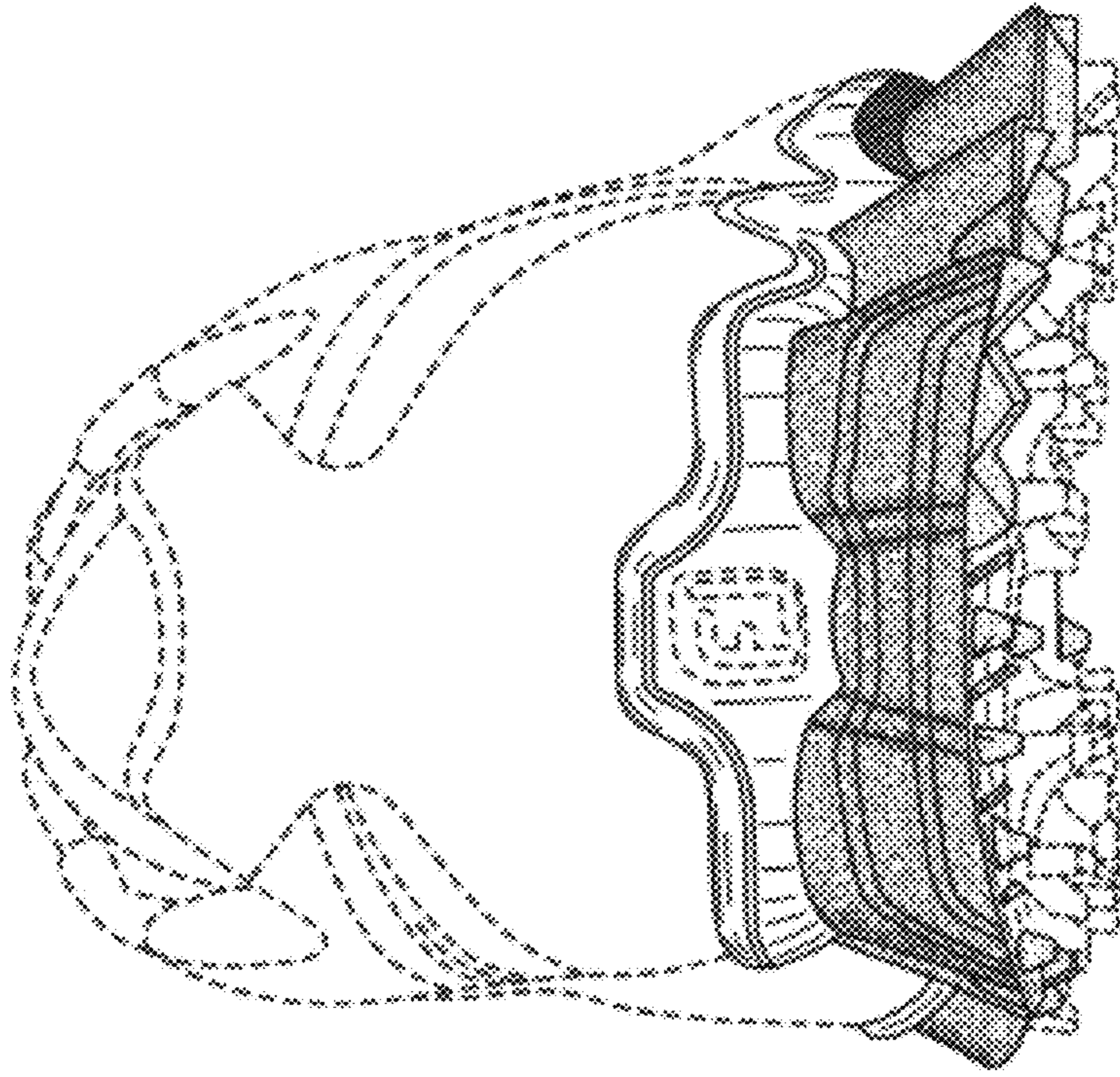


FIG. 7

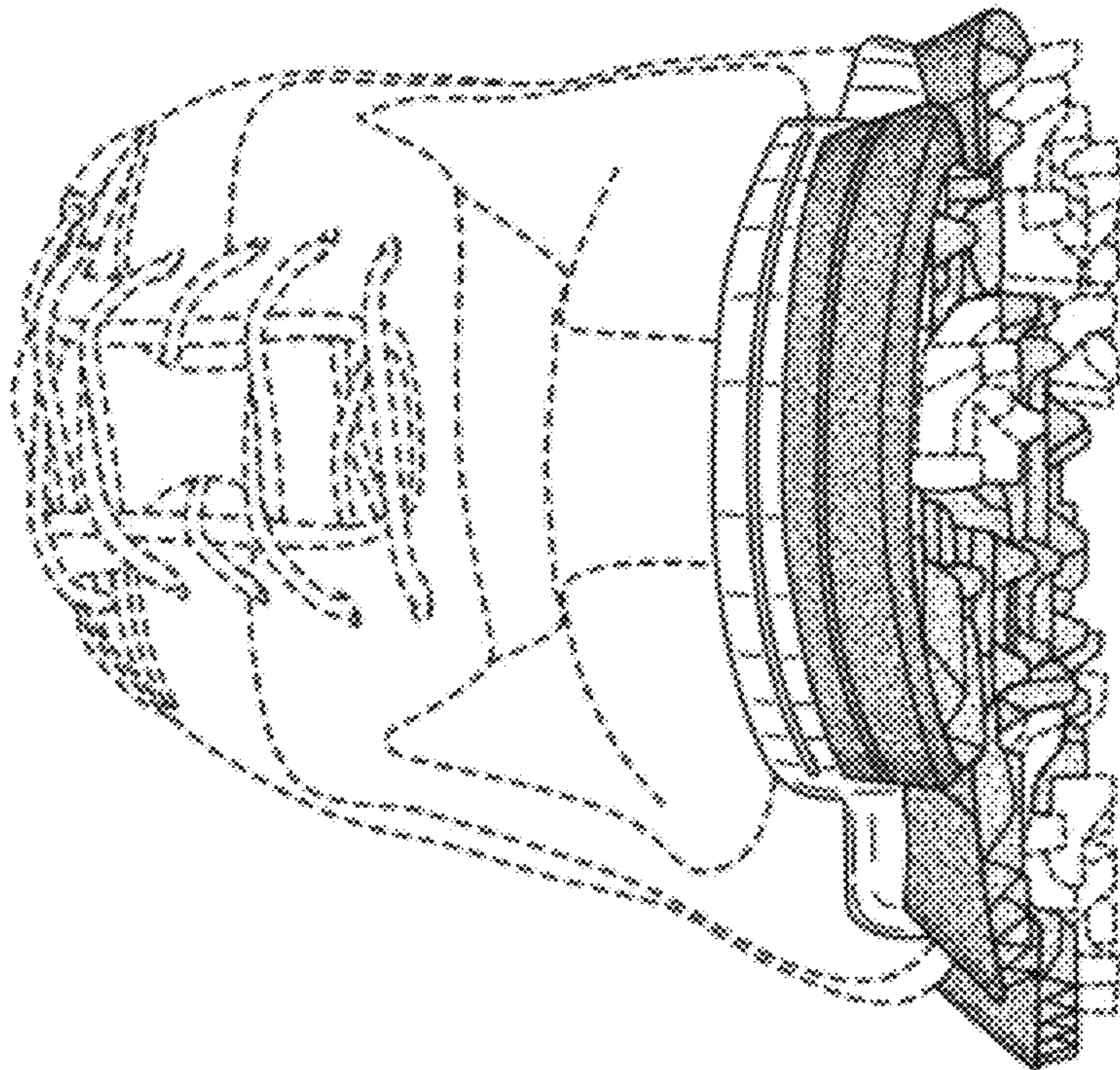


FIG. 6