



US00D661072S

(12) **United States Design Patent**  
**Della Valle et al.**

(10) **Patent No.:** **US D661,072 S**  
(45) **Date of Patent:** **\*\* Jun. 5, 2012**

(54) **FOOTWEAR SOLE**

(75) Inventors: **Diego Della Valle**, Sant'Elpidio a Mare (IT); **Andrea Vico**, Sant'Elpidio a Mare (IT)

(73) Assignee: **Tod's S.p.A.**, Sant'Elpidio a Mare (Fermo) (IT)

(\*\*) Term: **14 Years**

(21) Appl. No.: **29/392,533**

(22) Filed: **May 23, 2011**

(30) **Foreign Application Priority Data**

Nov. 22, 2010 (EM) ..... 001784182

(51) **LOC (9) Cl.** ..... **02-04**

(52) **U.S. Cl.** ..... **D2/954; D2/951**

(58) **Field of Classification Search** ..... D2/902,  
D2/906, 908, 916, 918, 925, 946-962, 977;  
36/3 B, 22 R, 24.5, 25 R, 28, 32 R, 34 R,  
36/59 C, 67 A, 103

See application file for complete search history.

(56) **References Cited**

**U.S. PATENT DOCUMENTS**

|           |   |   |         |             |       |        |
|-----------|---|---|---------|-------------|-------|--------|
| 2,090,881 | A | * | 8/1937  | Wilson      | ..... | 36/29  |
| D306,793  | S | * | 3/1990  | Schwartz    | ..... | D2/954 |
| D321,589  | S | * | 11/1991 | Merk et al. | ..... | D2/954 |
| D442,767  | S | * | 5/2001  | Della Valle | ..... | D2/954 |
| D443,975  | S | * | 6/2001  | Della Valle | ..... | D2/956 |
| D448,544  | S | * | 10/2001 | Della Valle | ..... | D2/954 |
| D471,695  | S | * | 3/2003  | Valle       | ..... | D2/956 |
| D487,837  | S | * | 3/2004  | McClaskie   | ..... | D2/954 |
| D487,838  | S | * | 3/2004  | McClaskie   | ..... | D2/954 |
| D489,882  | S | * | 5/2004  | McClaskie   | ..... | D2/954 |
| D490,223  | S | * | 5/2004  | McClaskie   | ..... | D2/954 |
| D498,040  | S | * | 11/2004 | McClaskie   | ..... | D2/954 |
| D500,190  | S | * | 12/2004 | Della Valle | ..... | D2/954 |
| D547,533  | S | * | 7/2007  | McClaskie   | ..... | D2/959 |

|          |   |   |         |                    |       |        |
|----------|---|---|---------|--------------------|-------|--------|
| D548,435 | S | * | 8/2007  | McClaskie          | ..... | D2/954 |
| D559,510 | S | * | 1/2008  | McClaskie          | ..... | D2/954 |
| D560,053 | S | * | 1/2008  | McClaskie          | ..... | D2/954 |
| D560,334 | S | * | 1/2008  | Della Valle        | ..... | D2/956 |
| D560,886 | S | * | 2/2008  | McClaskie          | ..... | D2/954 |
| D560,888 | S | * | 2/2008  | Della Valle        | ..... | D2/956 |
| D563,084 | S | * | 3/2008  | Della Valle        | ..... | D2/956 |
| D566,934 | S | * | 4/2008  | Della Valle        | ..... | D2/954 |
| D571,987 | S | * | 7/2008  | Della Valle        | ..... | D2/954 |
| D590,140 | S | * | 4/2009  | Della Valle        | ..... | D2/925 |
| D591,944 | S | * | 5/2009  | Issler             | ..... | D2/954 |
| D599,091 | S | * | 9/2009  | Della Valle et al. | ..... | D2/954 |
| D610,788 | S | * | 3/2010  | Della Valle        | ..... | D2/954 |
| D611,233 | S | * | 3/2010  | Della Valle et al. | ..... | D2/954 |
| D625,499 | S | * | 10/2010 | Della Valle et al. | ..... | D2/954 |
| D629,185 | S | * | 12/2010 | Vico et al.        | ..... | D2/908 |
| D636,156 | S | * | 4/2011  | Della Valle et al. | ..... | D2/907 |
| D637,799 | S | * | 5/2011  | Della Valle et al. | ..... | D2/908 |
| D637,803 | S | * | 5/2011  | Alvear et al.      | ..... | D2/954 |
| D642,777 | S | * | 8/2011  | Walsh et al.       | ..... | D2/954 |

\* cited by examiner

*Primary Examiner* — T. Chase Nelson

(74) *Attorney, Agent, or Firm* — Knobbe, Martens Olson & Bear, LLP

(57) **CLAIM**

The ornamental design for the footwear sole, as shown and described.

**DESCRIPTION**

FIG. 1 is a bottom perspective view of a footwear sole showing the new design.

FIG. 2 is a front elevational view thereof.

FIG. 3 is a rear elevational view thereof.

FIG. 4 is a left side elevational view thereof.

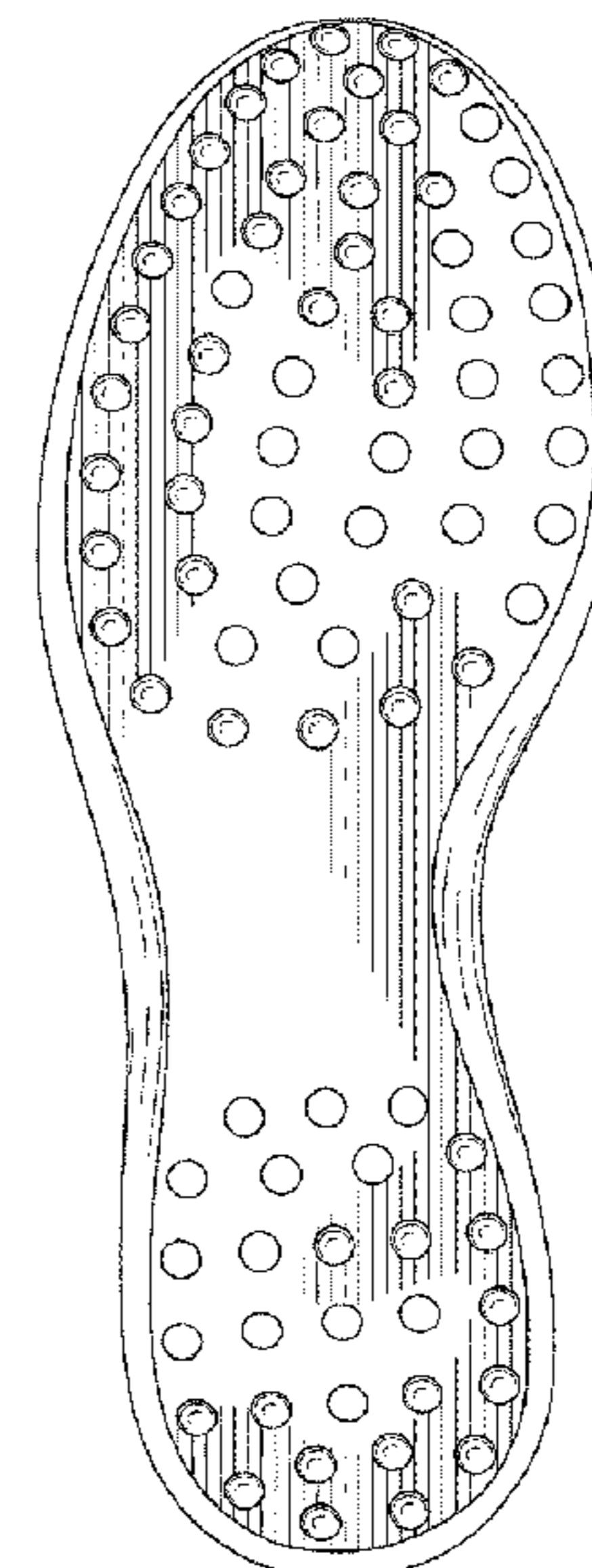

FIG. 5 is a right side elevational view thereof.

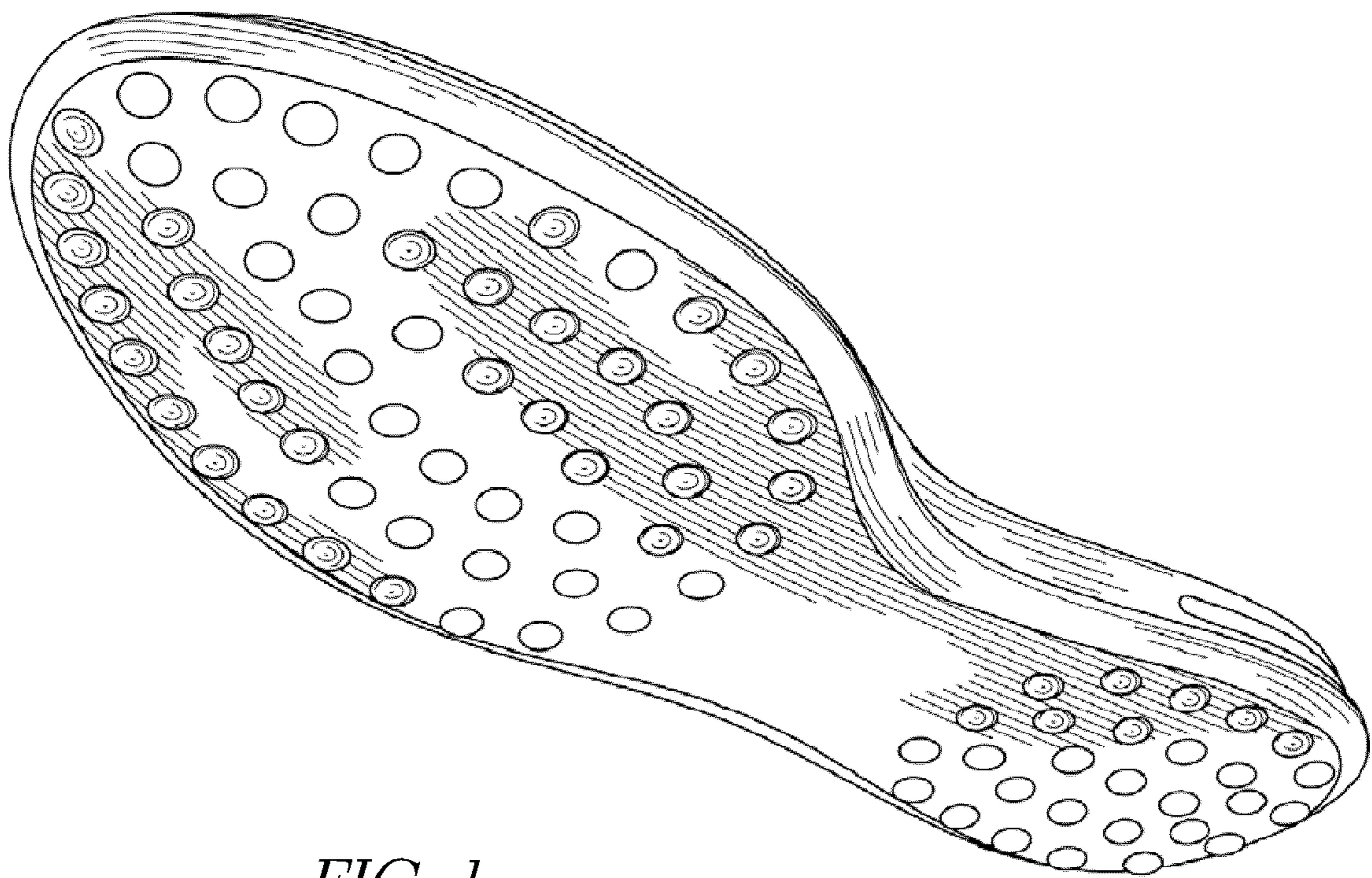
FIG. 6 is a bottom plan view thereof; and,

FIG. 7 is a top plan view thereof.

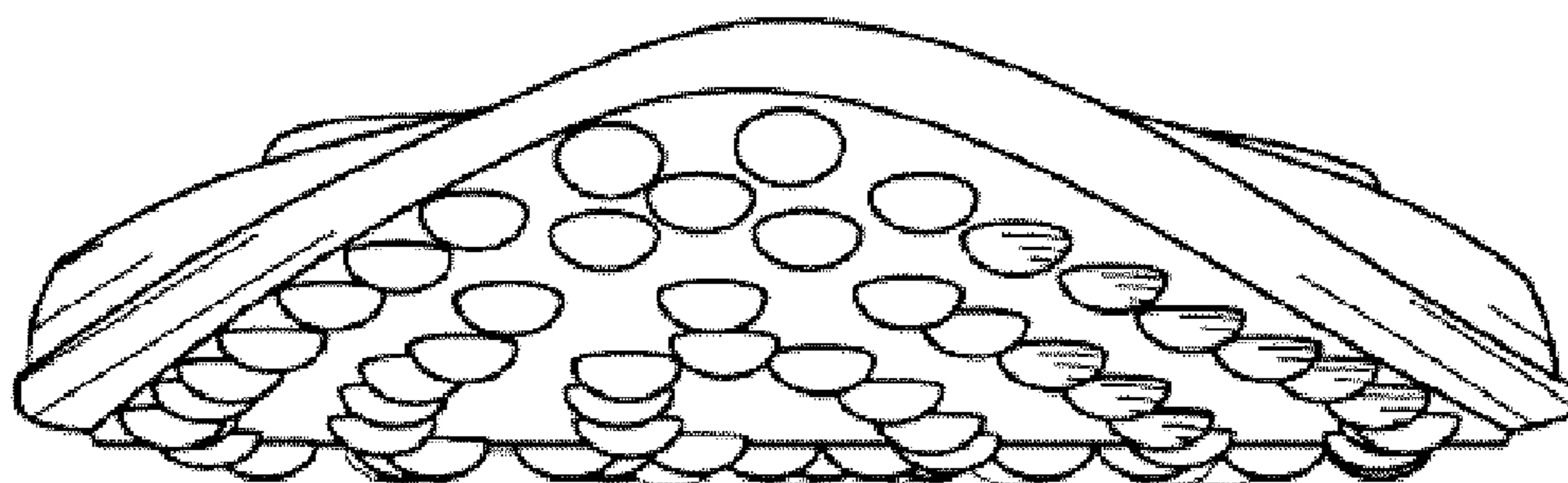
The broken lines in FIG. 7 indicate a perimeter boundary that encloses an area that is not included in the claimed design.

**1 Claim, 5 Drawing Sheets**






*FIG. 1*



*FIG. 2*



*FIG. 3*


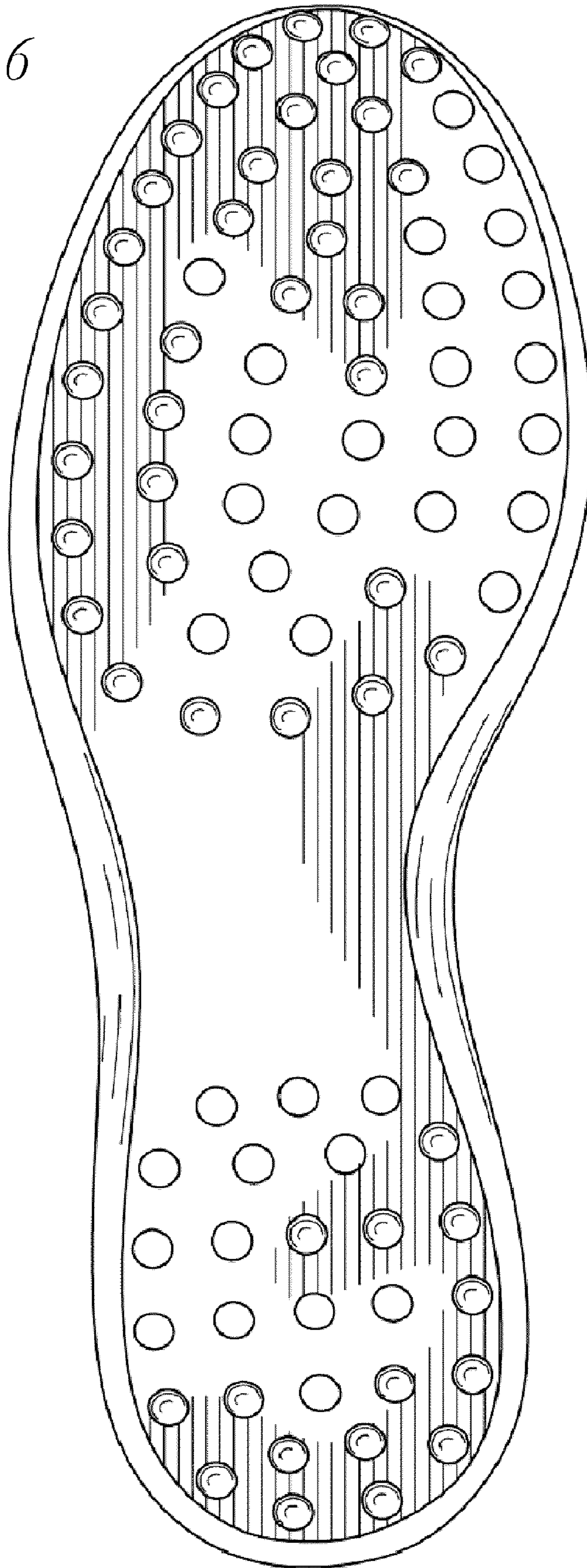


FIG. 4



FIG. 5

*FIG. 6*



*FIG. 7*

