

US00D661056S

(12) **United States Design Patent**
Cho

(10) **Patent No.:** **US D661,056 S**

(45) **Date of Patent:** **** Jun. 5, 2012**

(54) **BODY PAD**

(76) Inventor: **Eun Hyo Cho**, Seoul (KR)

(**) Term: **14 Years**

(21) Appl. No.: **29/352,928**

(22) Filed: **Dec. 30, 2009**

(51) **LOC (9) Cl.** **02-02**

(52) **U.S. Cl.** **D2/853**

(58) **Field of Classification Search** D2/712,
D2/731, 738, 742, 853, 701; 2/267; 450/57,
450/97-99

See application file for complete search history.

(56) **References Cited**

U.S. PATENT DOCUMENTS

1,177,408	A *	3/1916	Goldman	2/267
3,375,829	A *	4/1968	Brennan et al.	450/115
5,842,232	A *	12/1998	Parrish	2/400
5,918,310	A *	7/1999	Farahany	2/23
6,182,297	B1 *	2/2001	Duren et al.	2/228
D581,129	S *	11/2008	Marshall	D2/706
2004/0199980	A1 *	10/2004	Silver	2/227
2005/0005345	A1 *	1/2005	Chen	2/267

2007/0118954	A1	5/2007	Lee	
2009/0031469	A1 *	2/2009	Christensen et al. 2/69
2009/0181600	A1 *	7/2009	Liu 450/57
2009/0307829	A1 *	12/2009	Onrot et al. 2/465
2010/0043123	A1 *	2/2010	Goodhand et al. 2/228
2010/0064409	A1 *	3/2010	Buckley 2/67

* cited by examiner

Primary Examiner — Rashida Johnson

(74) *Attorney, Agent, or Firm* — Ladas & Parry LLP

(57) **CLAIM**

The ornamental design for a body pad, as shown and described.

DESCRIPTION

FIG. 1 is a perspective view of a body pad showing my new design;

FIG. 2 is a front elevational view thereof, the rear elevational view being a mirror image thereof;

FIG. 3 is a left side elevational view thereof; the right side elevational view being a mirror image thereof;

FIG. 4 is a top plan view thereof; the bottom plan view being a mirror image thereof; and,

FIG. 5 is a cross-sectional view taken from line 5-5 in FIG. 2.

1 Claim, 4 Drawing Sheets

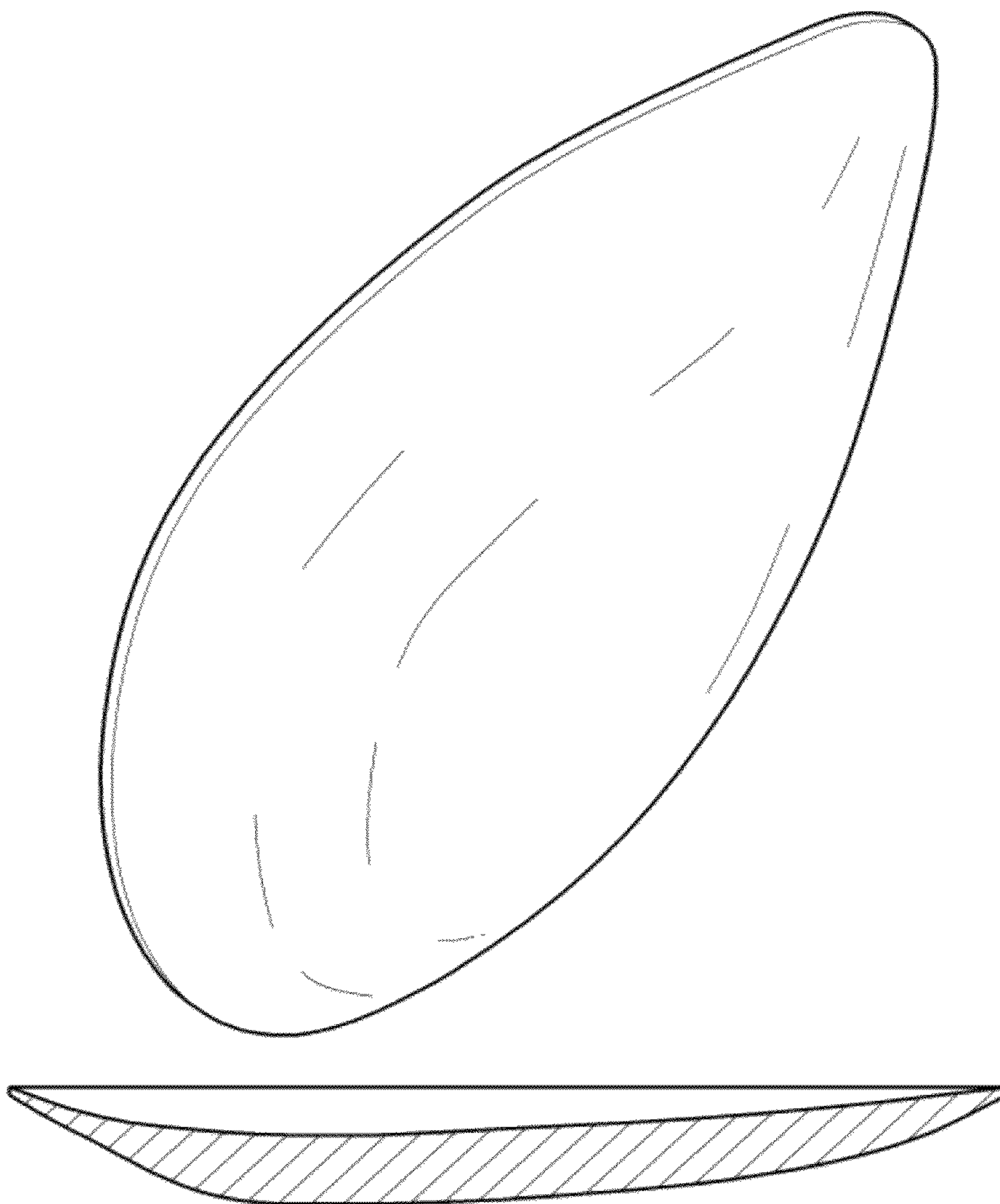


FIG. 1

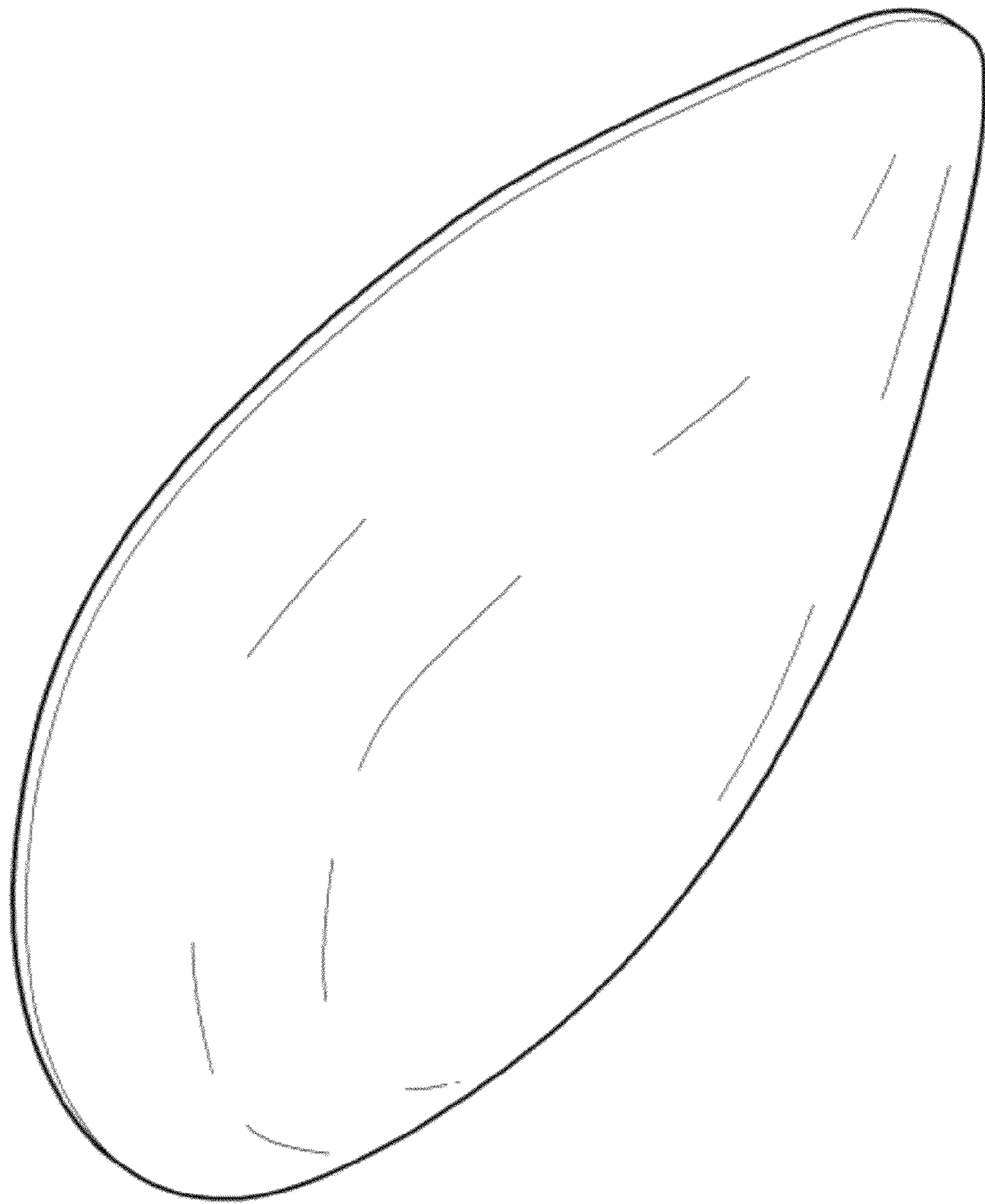


FIG. 2

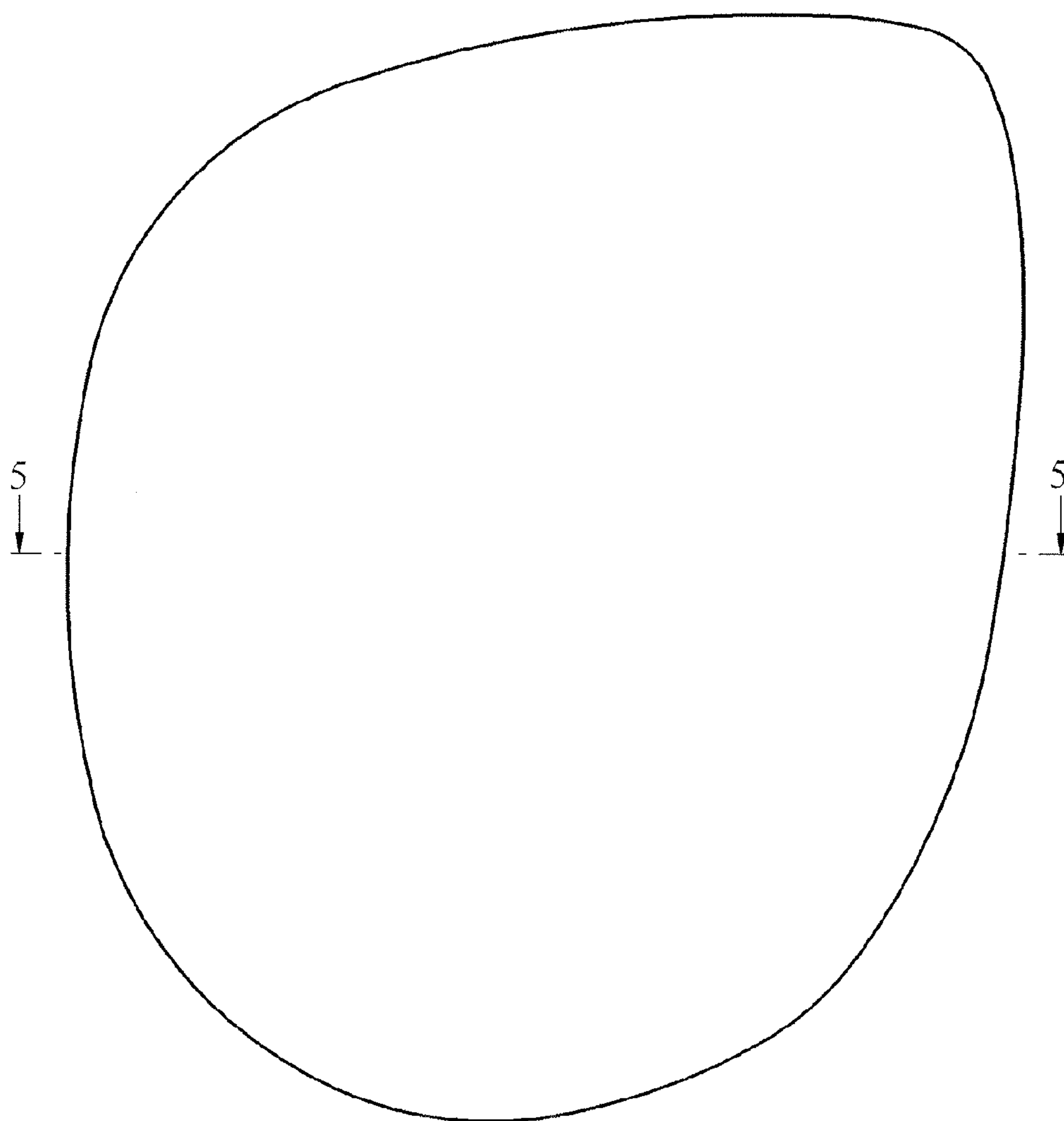


FIG. 3




FIG. 4

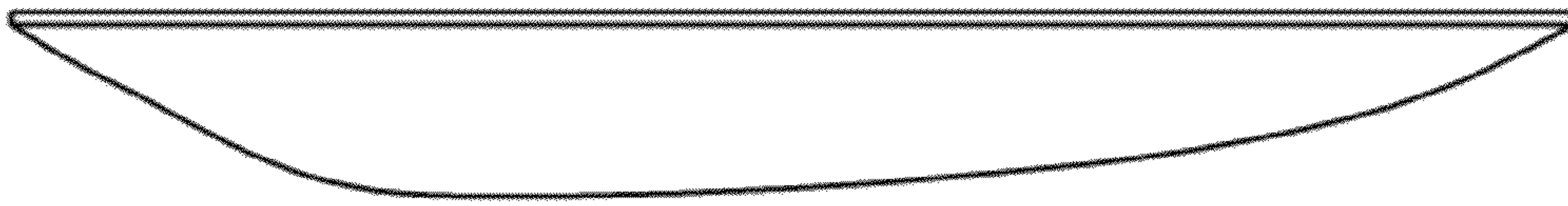


FIG. 5

