



US00D661050S

(12) **United States Design Patent**
Bengyak

(10) **Patent No.:** **US D661,050 S**

(45) **Date of Patent:** **** Jun. 5, 2012**

(54) **PAIR OF GLOVES**

(76) **Inventor:** **Christopher Edward Bengyak, Vero Beach, FL (US)**

(**) **Term:** **14 Years**

(21) **Appl. No.:** **29/373,328**

(22) **Filed:** **Mar. 31, 2011**

(51) **LOC (9) Cl.** **02-05**

(52) **U.S. Cl.** **D2/619**

(58) **Field of Classification Search** D2/610,
D2/614, 615, 616, 617, 618, 619, 620, 621,
D2/622, 623; D20/33; D21/807; D28/63;
D29/113, 114, 116.2, 117.1, 117.2, 120.1;
D32/40, 41, 42, 43; 2/16, 158, 159, 161.1,
2/161.3, 161.4, 161.5, 161.8, 162, 168, 170,
2/455, 908, 910, 917; 40/586; 446/26

See application file for complete search history.

(56) **References Cited**

U.S. PATENT DOCUMENTS

D132,472	S	*	5/1942	Schraps	D2/621
D223,553	S	*	5/1972	Valverde	D27/114
D249,400	S	*	9/1978	Pearson	D29/116.1
D258,860	S	*	4/1981	DiPietro	D7/676
D260,626	S	*	9/1981	Kadar	D11/160
4,352,461	A	*	10/1982	Orta et al.	239/211
4,378,215	A	*	3/1983	Sparks	434/113
4,455,963	A	*	6/1984	Matsuo	116/306
D295,640	S	*	5/1988	Breault	D10/109.1

D347,100	S	*	5/1994	Greene	D29/113
5,511,247	A	*	4/1996	Block	2/161.1
6,155,836	A	*	12/2000	Hancock	434/188
D459,859	S	*	7/2002	Poteat	D2/617
D463,090	S	*	9/2002	Richer-Valenzano	D2/621
D464,376	S	*	10/2002	Zimmerman	D20/33
D477,125	S	*	7/2003	Trams	D2/621
6,612,056	B1	*	9/2003	Thomas, II	40/586
6,729,979	B1	*	5/2004	Sullivan	473/450
D495,749	S	*	9/2004	Van Veen et al.	D20/32
D617,529	S	*	6/2010	Bengyak	D2/615
D622,630	S	*	8/2010	De Felice	D11/160
D625,653	S	*	10/2010	De Felice	D11/160

* cited by examiner

Primary Examiner — Karen E Eldridge Powers

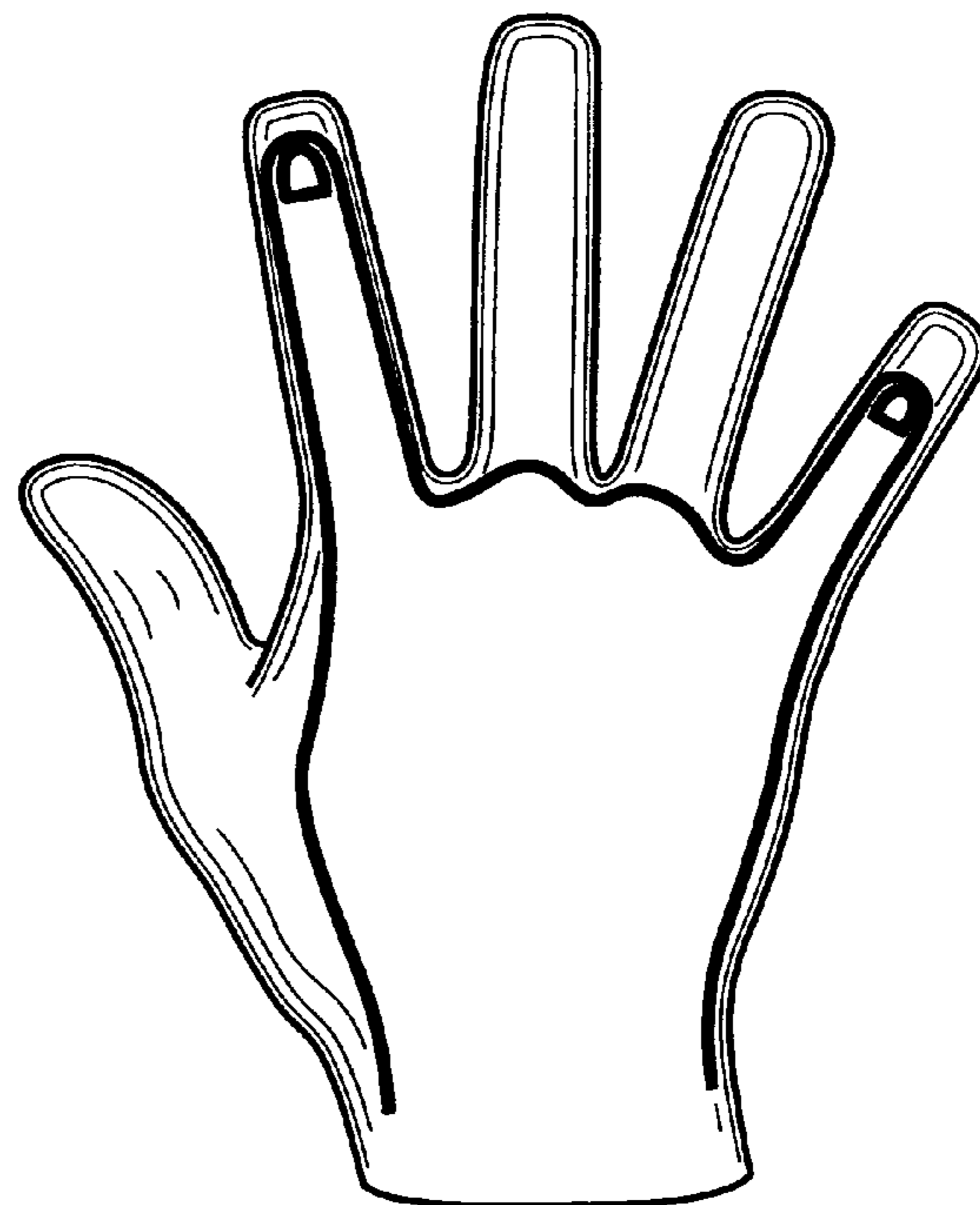
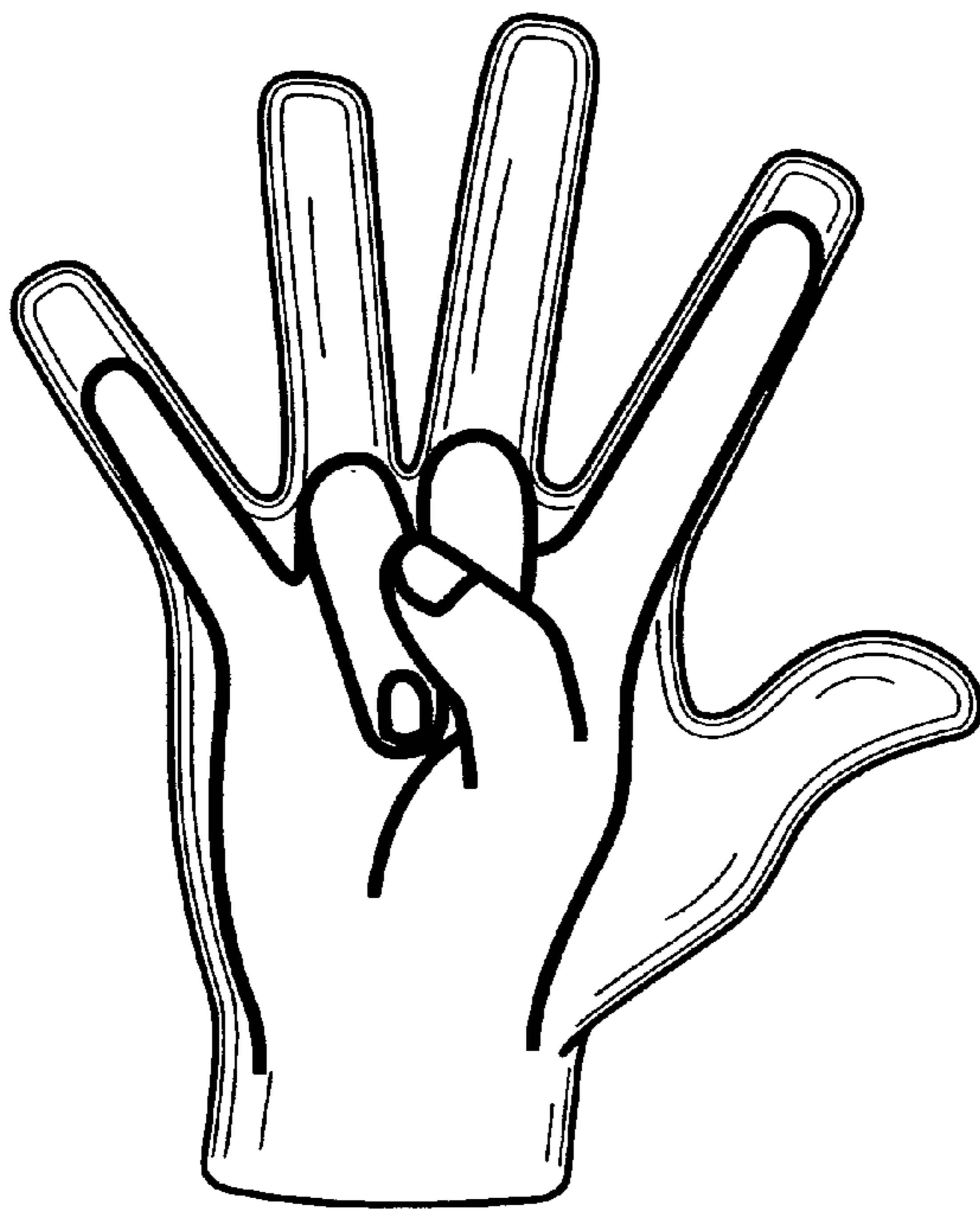
(57) **CLAIM**

The ornamental design for a pair of gloves, as shown and described.

DESCRIPTION

FIG. 1 is an elevational palm-side view of a right hand glove according to the present invention;
FIG. 2 is an elevational backhand view of the glove of FIG. 1 according to the present invention;
FIG. 3 is an elevational palm-side view of a left hand glove according to the present invention; and,
FIG. 4 is an elevational backhand view of the glove of FIG. 3 according to the present invention.

1 Claim, 2 Drawing Sheets



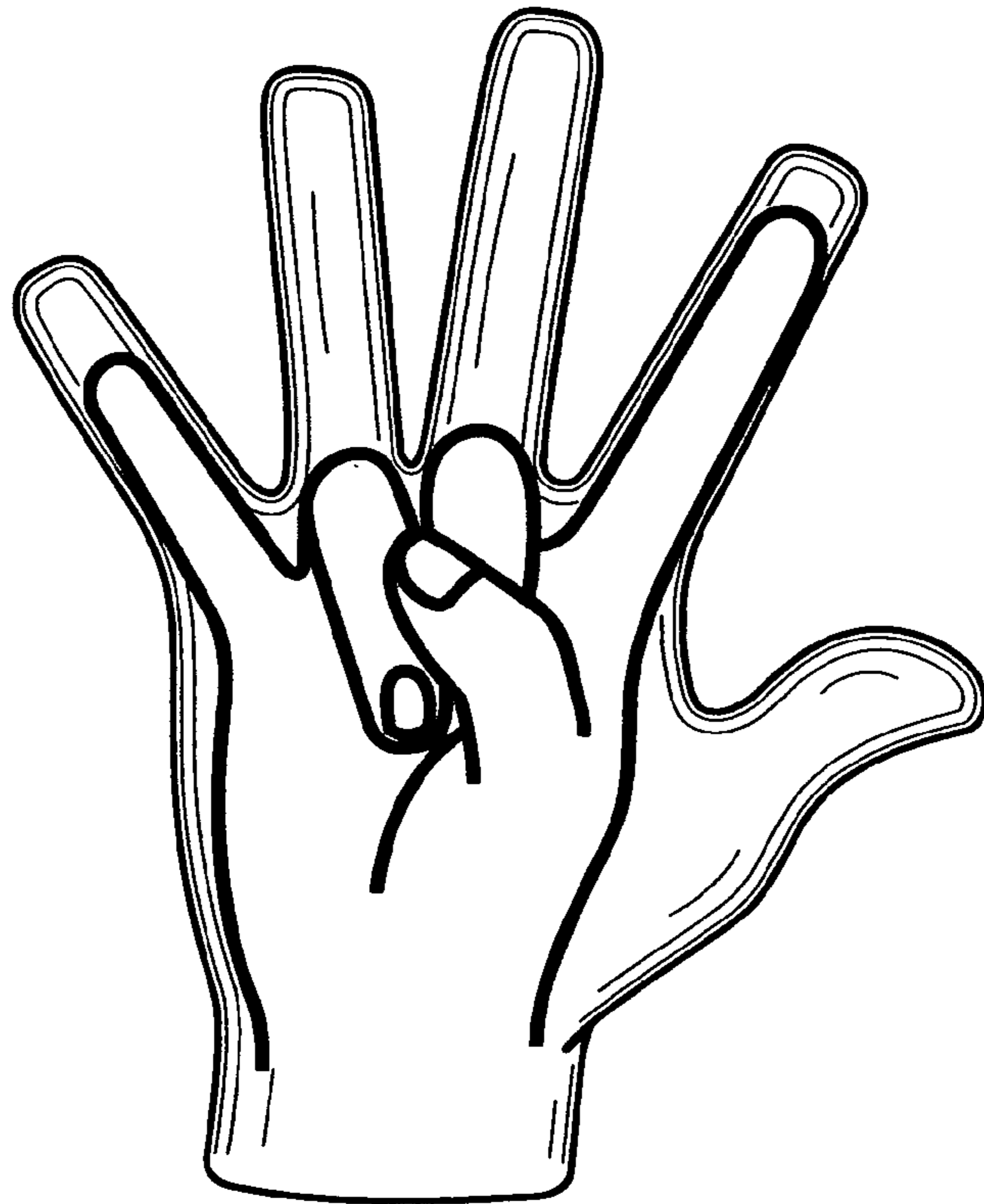


FIG. 1



FIG. 2

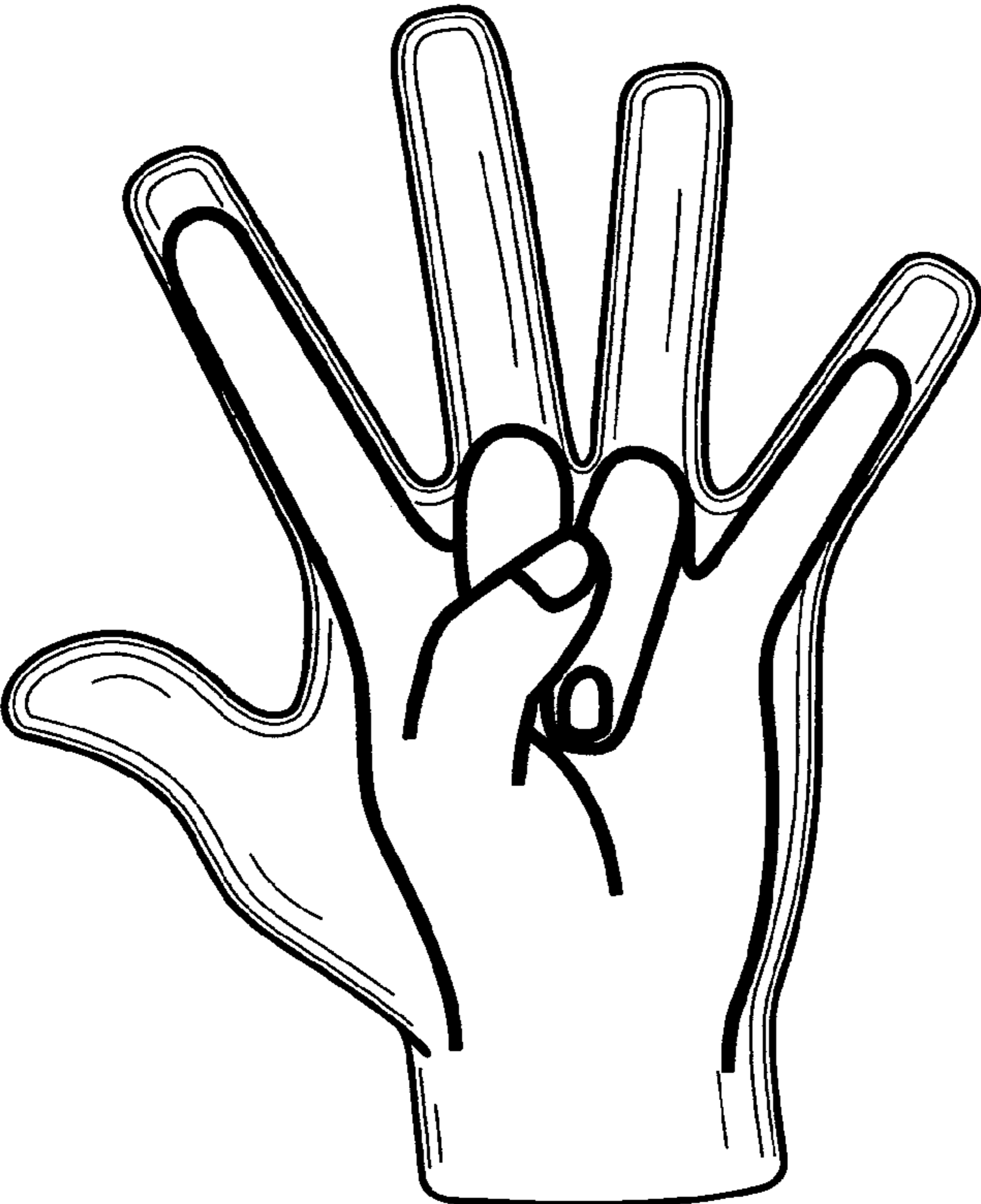


FIG. 3

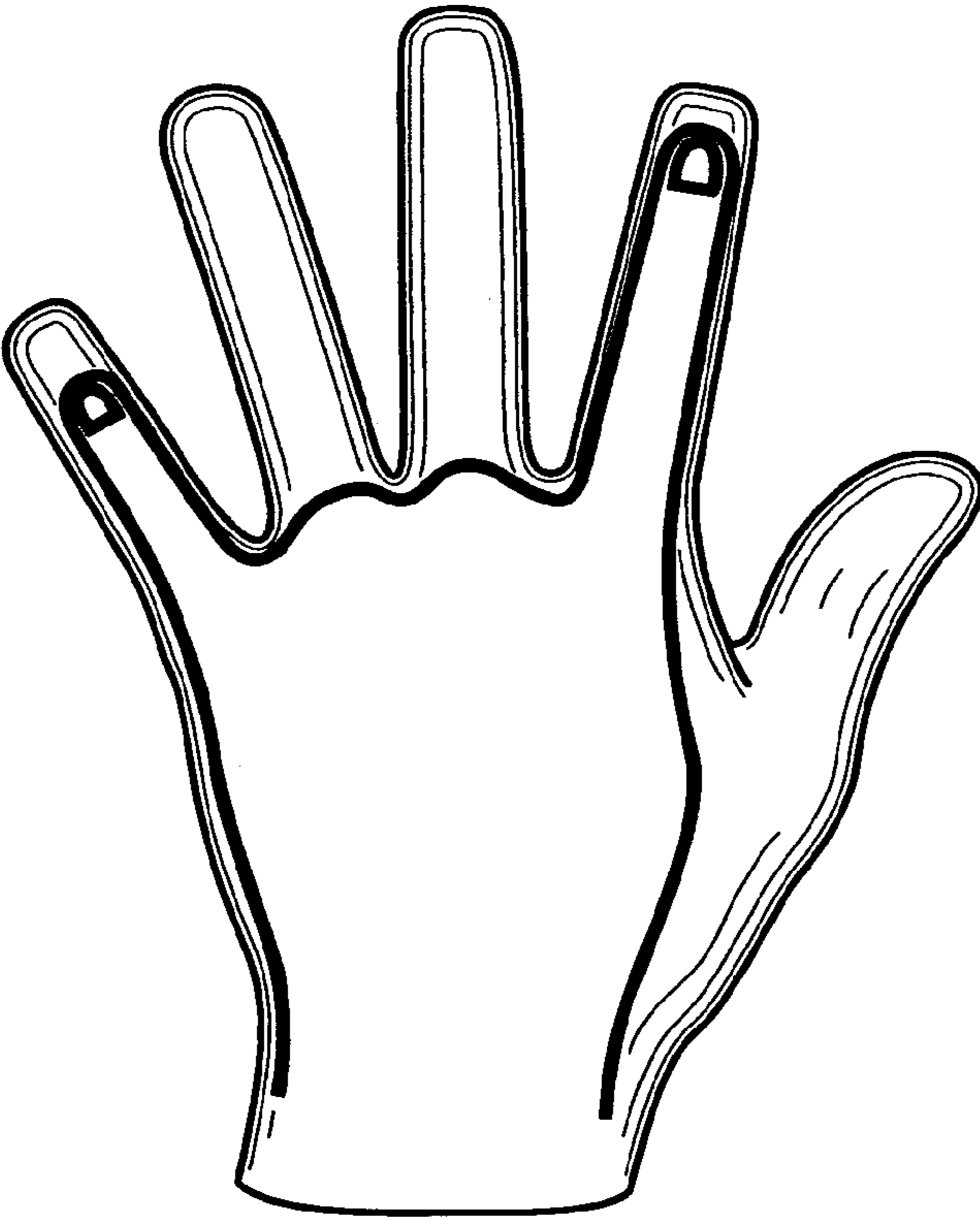


FIG. 4