



US00D661034S

(12) **United States Design Patent**  
**Ediger et al.**

(10) **Patent No.:** **US D661,034 S**

(45) **Date of Patent:** **\*\* May 29, 2012**

(54) **SCRUBBER MOP**

(75) Inventors: **Glen W. Ediger**, North Newton, KS  
(US); **Gary P. Israel**, Andover, KS (US)

(73) Assignee: **Vornado Air, LLC**, Andover, KS (US)

(\*\*) Term: **14 Years**

(21) Appl. No.: **29/381,462**

(22) Filed: **Dec. 20, 2010**

(51) **LOC (9) Cl.** ..... **14-01**

(52) **U.S. Cl.** ..... **D32/45; D32/51**

(58) **Field of Classification Search** ..... D32/1,  
D32/15, 17, 18, 19, 20, 21, 22, 23, 24, 31-33,  
D32/40, 45, 50, 51; D4/114; D23/200, 213,  
D23/223, 225, 226; 15/300.1, 344, 345,  
15/346, 347, 353, 329, 327.1, 320; 38/1 R,  
38/3, 14, 69; 122/379; 68/3 R, 5 A, 222;  
392/403, 404, 405; 134/19, 198

See application file for complete search history.

(56) **References Cited**

**U.S. PATENT DOCUMENTS**

D290,895 S *	7/1987	Thomas et al.	.....	D32/22
D296,486 S *	6/1988	Staubitz et al.	.....	D32/22
D303,171 S *	8/1989	Goodrich et al.	.....	D32/22
D377,697 S *	1/1997	Stephens et al.	.....	D32/31
D382,682 S *	8/1997	Wareham et al.	.....	D32/22
D421,671 S *	3/2000	Thomas et al.	.....	D32/18
D433,546 S *	11/2000	Milanese	.....	D32/22
D456,964 S *	5/2002	Alford et al.	.....	D32/31
D465,623 S *	11/2002	Main et al.	.....	D32/22
D483,160 S *	12/2003	Houghton	.....	D32/22
D486,279 S *	2/2004	Chen	.....	D32/17
D521,701 S *	5/2006	Scheifele et al.	.....	D32/25

D553,312 S *	10/2007	Parr	.....	D32/22
D553,813 S *	10/2007	Parr	.....	D32/22
D565,814 S *	4/2008	Ågren et al.	.....	D32/22
D565,816 S *	4/2008	Agren et al.	.....	D32/22
D570,562 S *	6/2008	Paredes et al.	.....	D32/22
D574,563 S *	8/2008	Fjellman et al.	.....	D32/22
D582,111 S *	12/2008	Ågren et al.	.....	D32/22
D592,817 S *	5/2009	Griffin	.....	D32/22
D592,818 S *	5/2009	Sun	.....	D32/22
D607,620 S *	1/2010	Massip et al.	.....	D32/17
D613,469 S *	4/2010	Agren	.....	D32/22
D615,717 S *	5/2010	Butts et al.	.....	D32/22
D631,625 S *	1/2011	Wada et al.	.....	D32/22
2004/0134016 A1 *	7/2004	Kisela et al.	.....	15/320

(Continued)

*Primary Examiner* — Elizabeth J Oswecki

(74) *Attorney, Agent, or Firm* — Advent IP, P.C., L.L.O.

(57) **CLAIM**

The ornamental design for a scrubber mop, as shown and described.

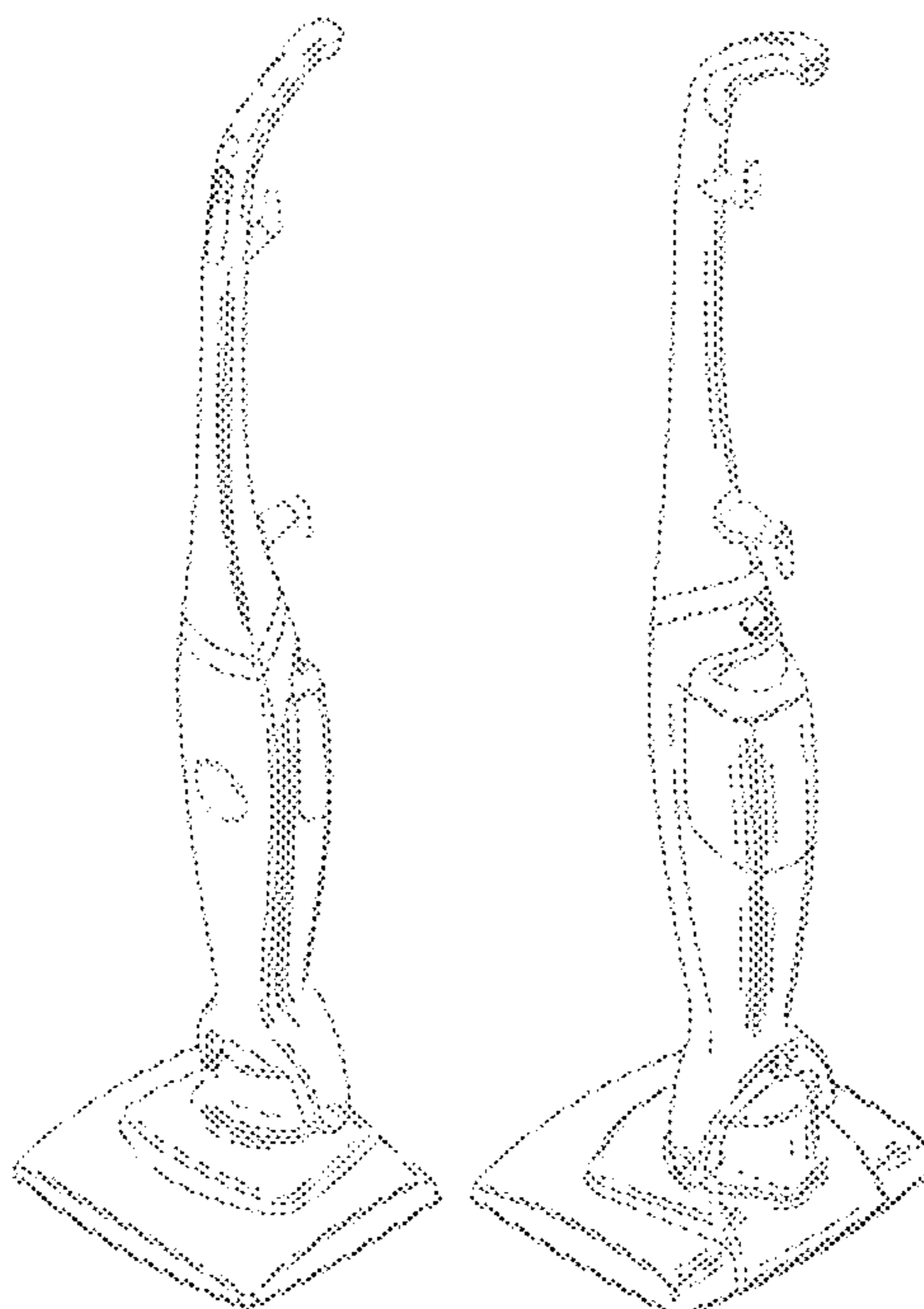
**DESCRIPTION**

FIG. 1 is a front left perspective view of the scrubber mop showing my new design;

FIG. 2 is a rear left perspective view of the scrubber mop of FIG. 1;

FIG. 3 is a front elevation view of the scrubber mop of FIG. 1; FIG. 4 is a rear elevation view of the scrubber mop of FIG. 1; FIG. 5 is a right elevation view of the scrubber mop of FIG. 1; FIG. 6 is a left elevation view of the scrubber mop of FIG. 1; FIG. 7 is a top plan view of the scrubber mop of FIG. 1; and, FIG. 8 is a bottom plan view of the scrubber mop of FIG. 1. In the drawings, the broken lines in FIGS. 1-7 depict portions of the design that form no part of the claim.

**1 Claim, 7 Drawing Sheets**



# US D661,034 S

Page 2

---

## U.S. PATENT DOCUMENTS

2007/0130723	A1*	6/2007	Kelly	.....	15/410	2008/0047093	A1*	2/2008	Gordon	.....	15/320
2007/0271724	A1*	11/2007	Hakan et al.	.....	15/329	2009/0064448	A1*	3/2009	Oh et al.	.....	15/320
2008/0040883	A1*	2/2008	Beskow et al.	.....	15/329	2010/0050367	A1*	3/2010	Tsai	.....	15/320

\* cited by examiner

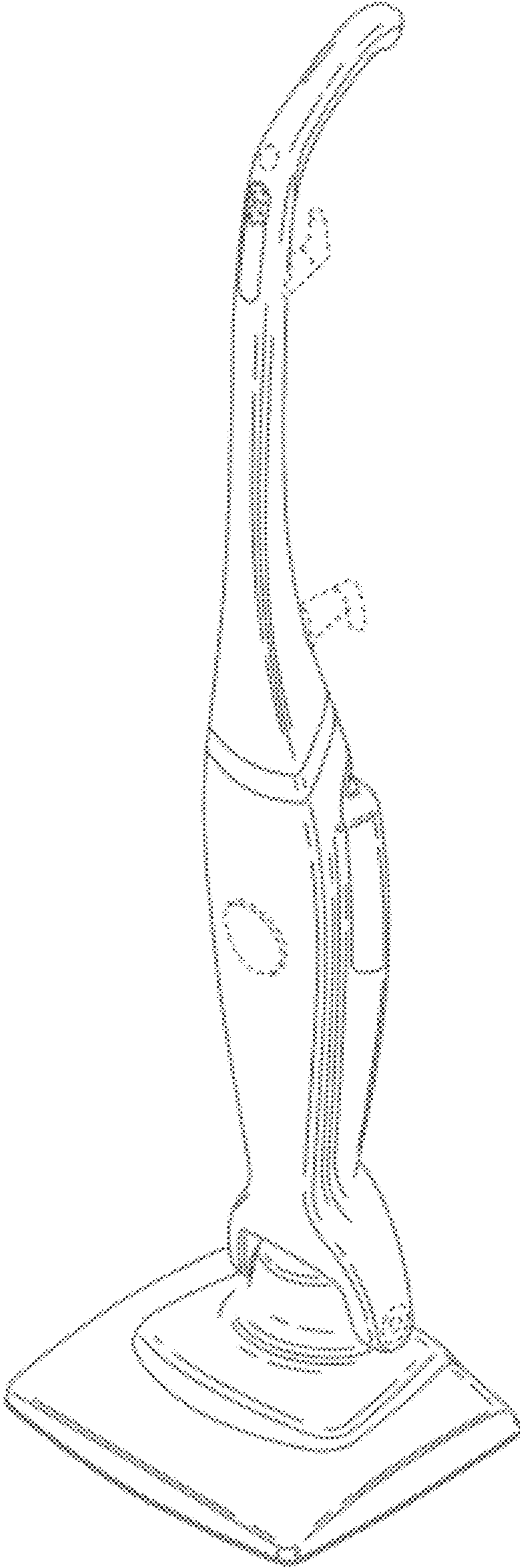


FIG. 1

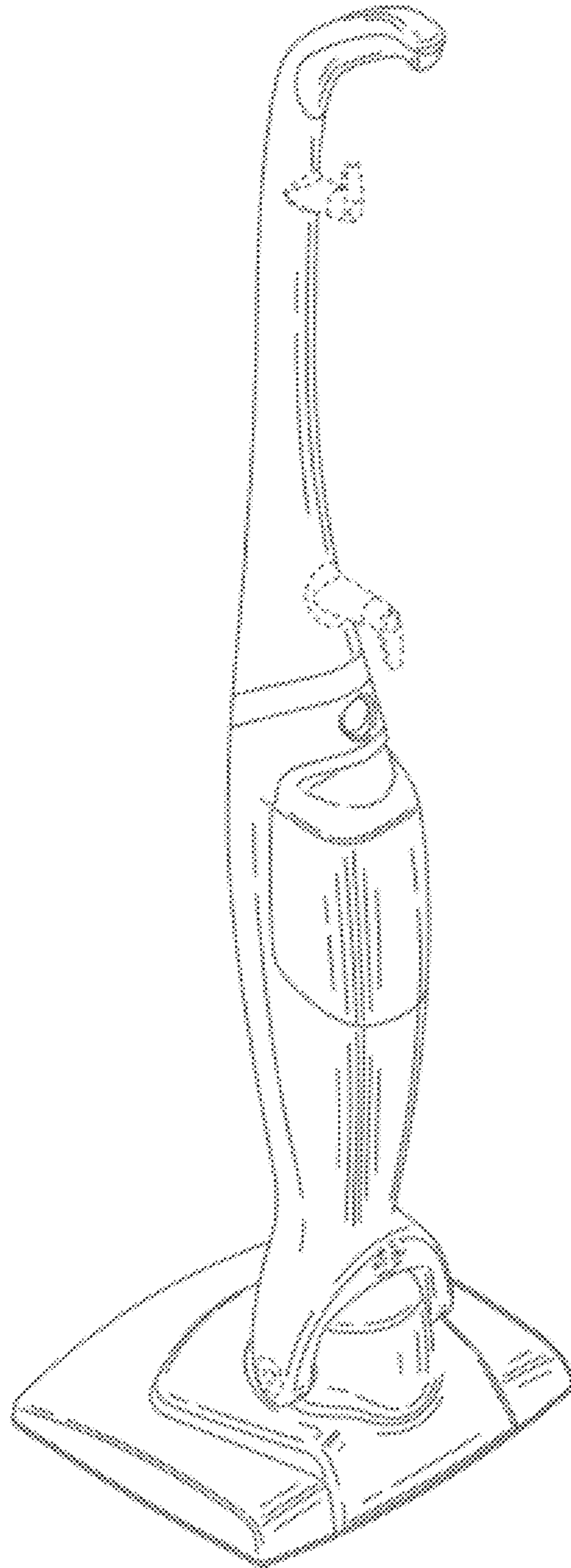


FIG. 2

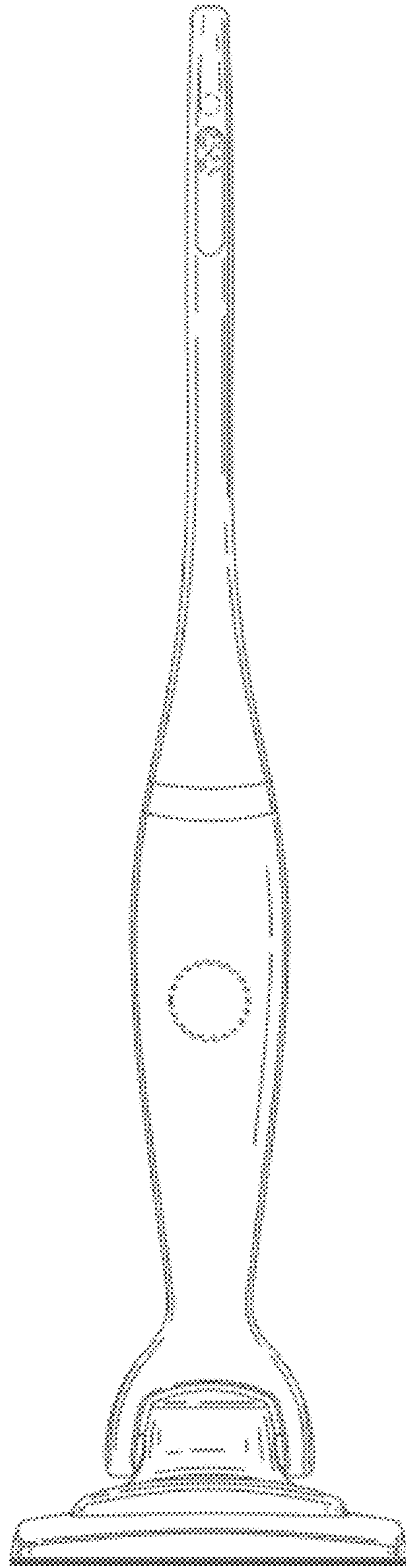


FIG. 3



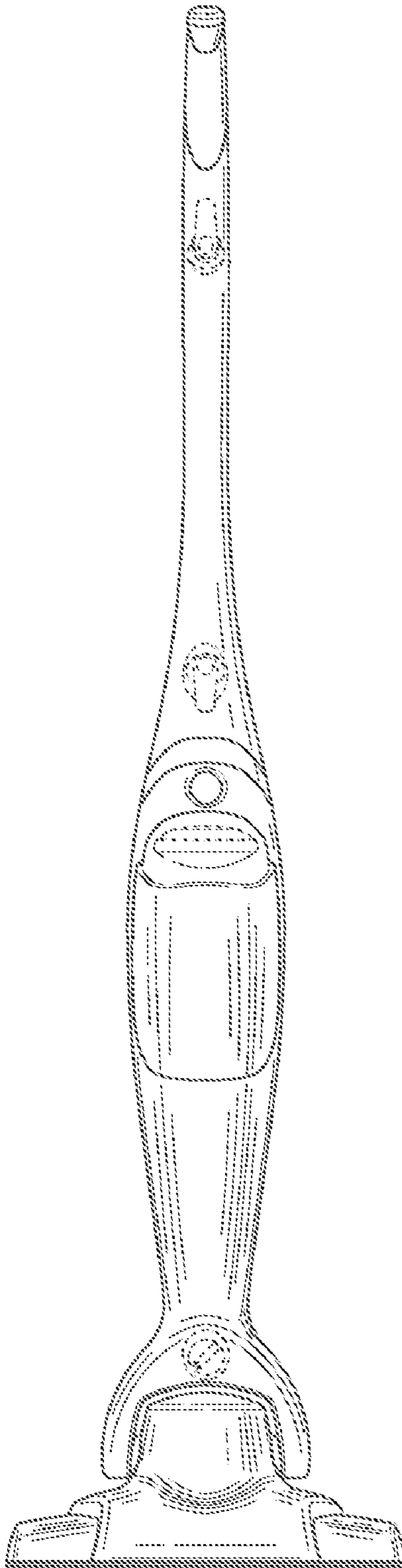


FIG. 4

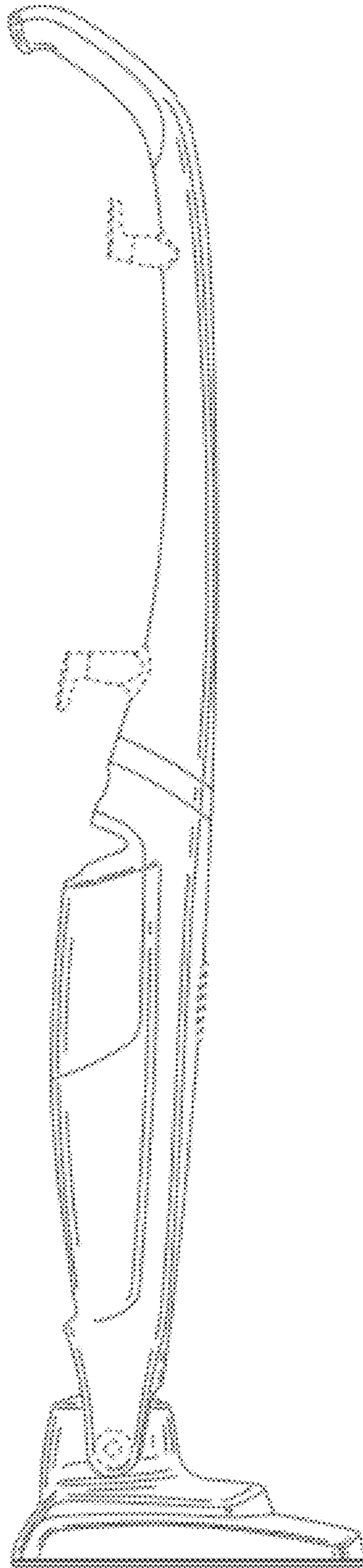


FIG. 5

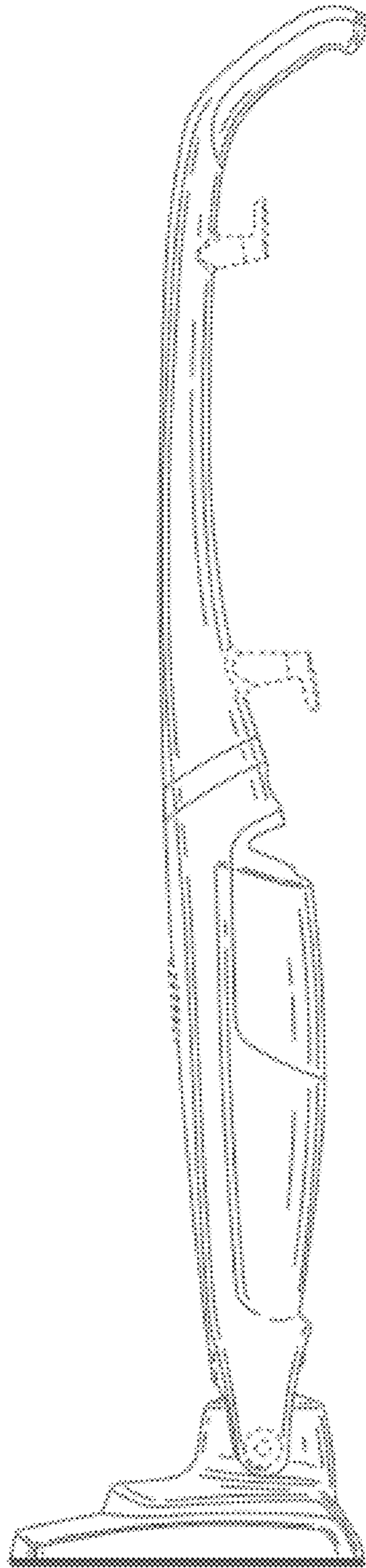


FIG. 6



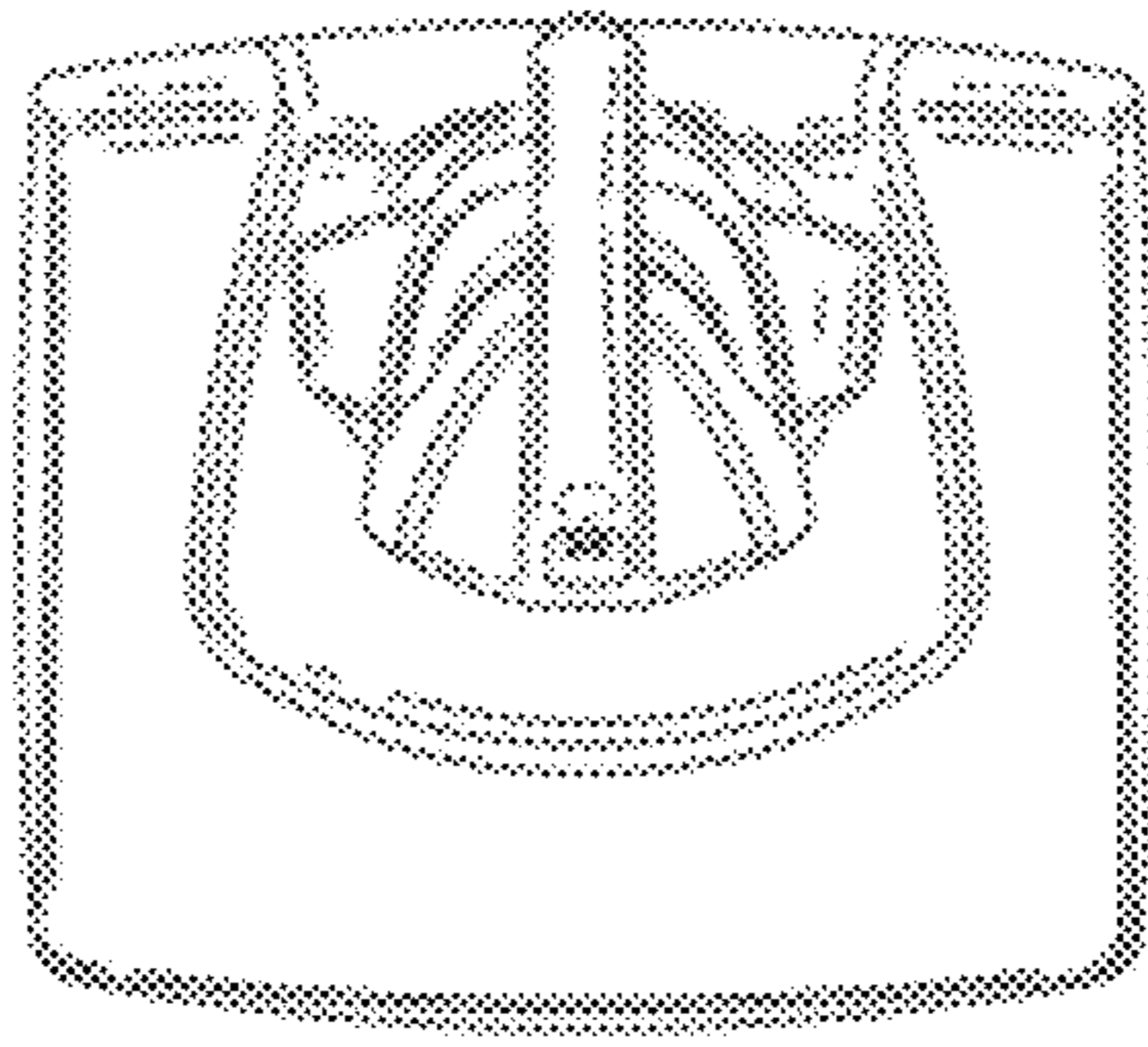


FIG. 7




FIG. 8