

US00D661005S

(12) **United States Design Patent**
Szymanski

(10) **Patent No.:** **US D661,005 S**

(45) **Date of Patent:** **** May 29, 2012**

(54) **FLASHLIGHT**

(75) Inventor: **Aaron Szymanski**, Thomaston, CT (US)

(73) Assignee: **Ideavillage Products, Inc**, Wayne, NJ (US)

(**) Term: **14 Years**

(21) Appl. No.: **29/374,586**

(22) Filed: **Sep. 6, 2011**

(51) **LOC (9) Cl.** **26-02**

(52) **U.S. Cl.** **D26/39**

(58) **Field of Classification Search** D26/37,
D26/38, 39, 46, 49, 51; 362/103–106, 157,
362/158, 194–196, 200–208, 253
See application file for complete search history.

(56) **References Cited**

U.S. PATENT DOCUMENTS

D431,308 S	*	9/2000	Lynch et al.	D26/37
D431,355 S	*	10/2000	Boyd, Jr.	D3/209
D433,170 S	*	10/2000	Chan	D26/38
D434,162 S	*	11/2000	Lau	D26/37
D439,352 S	*	3/2001	Lai	D26/37
D448,505 S	*	9/2001	Dalton et al.	D26/37
D455,854 S	*	4/2002	Smith	D26/37
D463,052 S	*	9/2002	Shiu	D26/38
D465,591 S	*	11/2002	Krieger et al.	D26/38
D475,195 S	*	6/2003	Christianson	D3/209
D495,073 S	*	8/2004	Kumthampinij et al.	D26/37
D497,019 S	*	10/2004	Lee	D26/37

D498,553 S	*	11/2004	Lee	D26/37
D498,864 S	*	11/2004	Lee	D26/37
D545,467 S	*	6/2007	Chun	D26/37
D546,989 S	*	7/2007	Chun	D26/37
D546,990 S	*	7/2007	Wang et al.	D26/37
D553,274 S	*	10/2007	Hill et al.	D26/37
D553,275 S	*	10/2007	Campbell et al.	D26/37
D561,366 S	*	2/2008	Wang	D26/37
D574,527 S	*	8/2008	Squires et al.	D26/37
D576,323 S	*	9/2008	Cienfuegos	D26/37

* cited by examiner

Primary Examiner — Stella Reid

Assistant Examiner — Carissa C Fitts

(74) *Attorney, Agent, or Firm* — Dan DeLaRosa


(57) **CLAIM**

The ornamental design for a flashlight, as shown and described.

DESCRIPTION

FIG. 1 is a front perspective view of the flashlight of the present invention showing my new design; FIG. 2 is a front side elevational view thereof; FIG. 3 is a back side elevational view thereof; FIG. 4 is a side elevational view thereof; FIG. 5 is another side elevational view thereof; FIG. 6 is a top plan view thereof; and, FIG. 7 is a bottom plan view thereof. The broken lines are for environmental purposes only and form no part of the claimed design.

1 Claim, 5 Drawing Sheets






FIG. 1

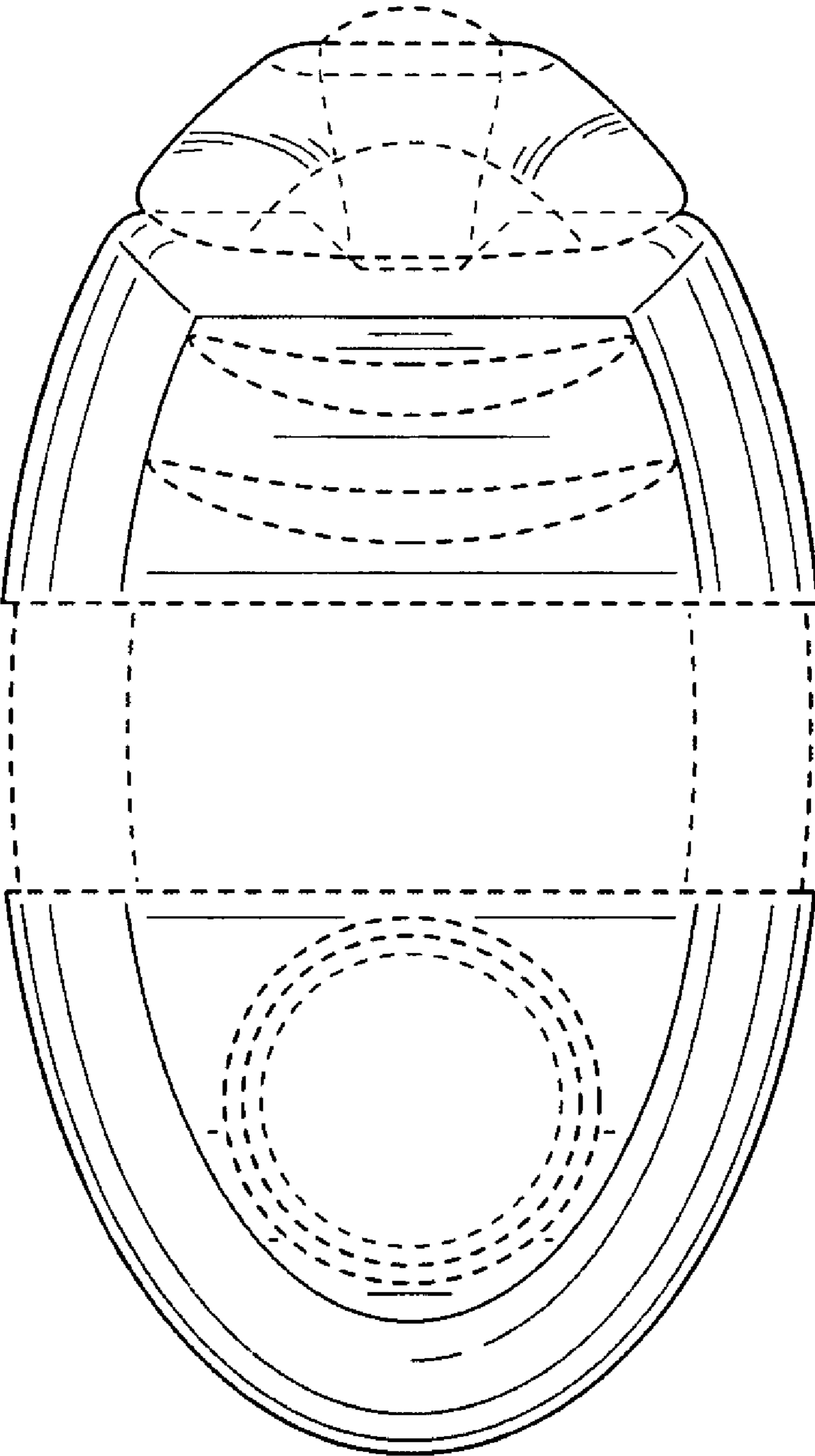


FIG. 2

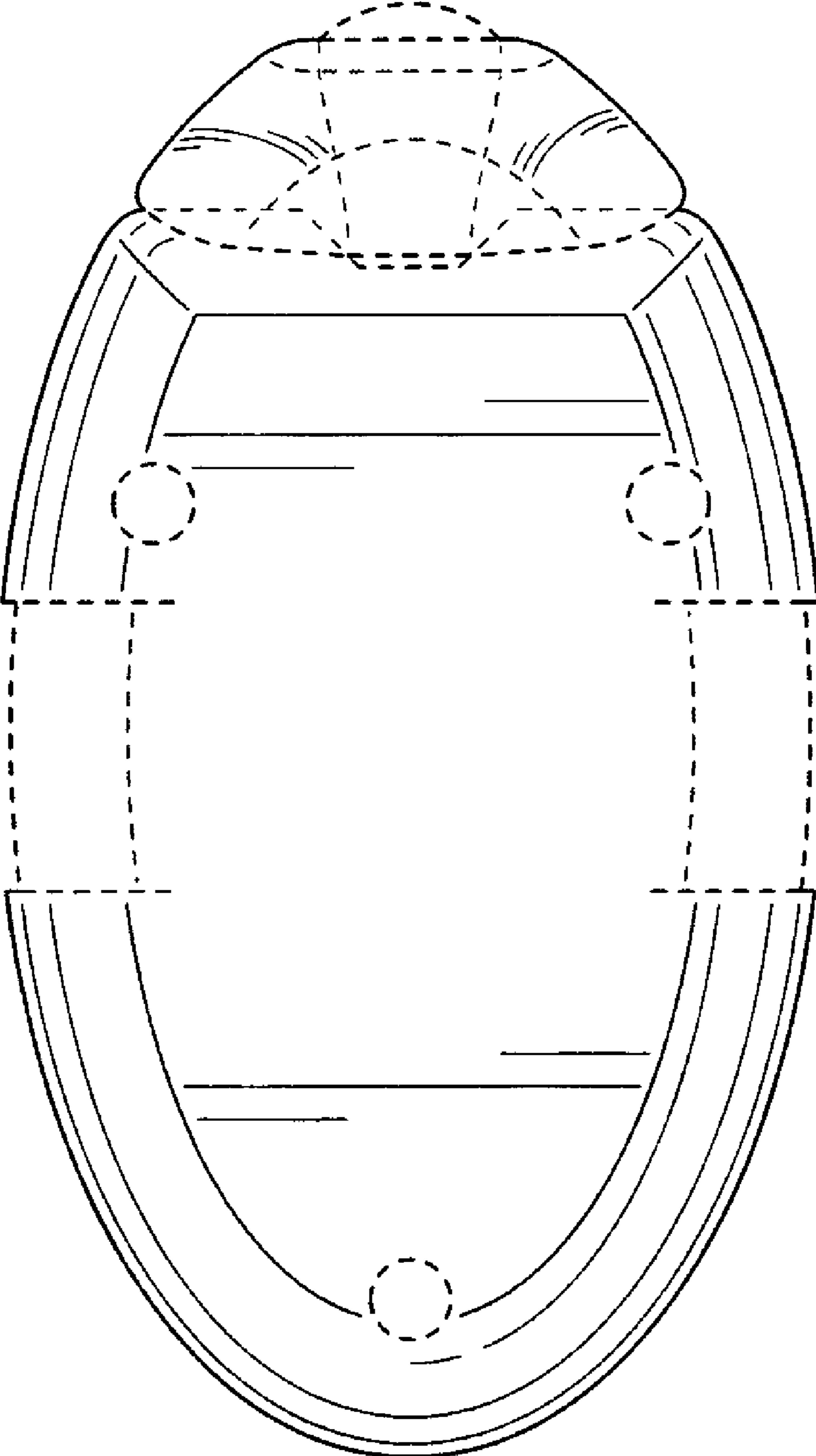


FIG. 3

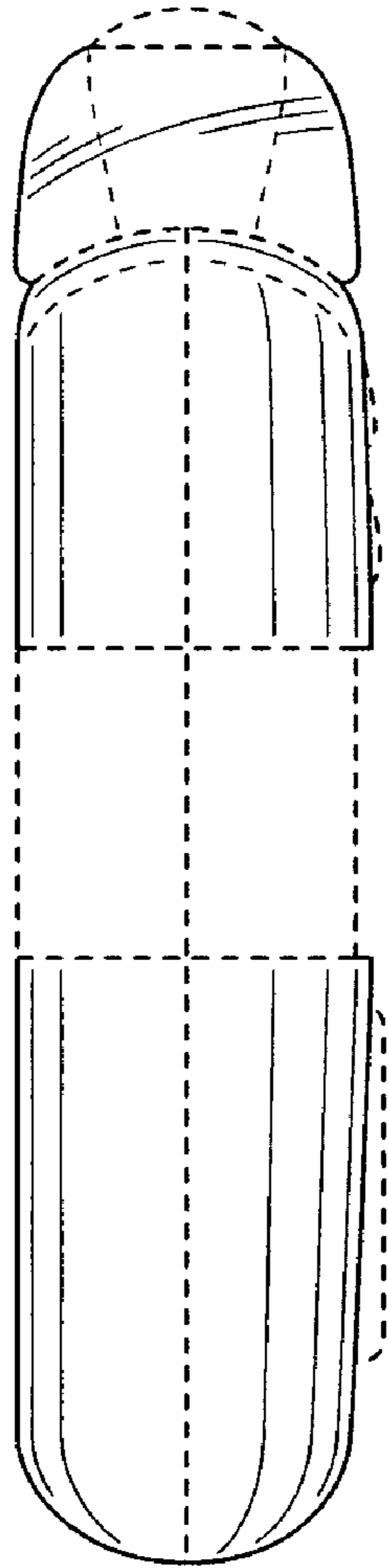


FIG. 4

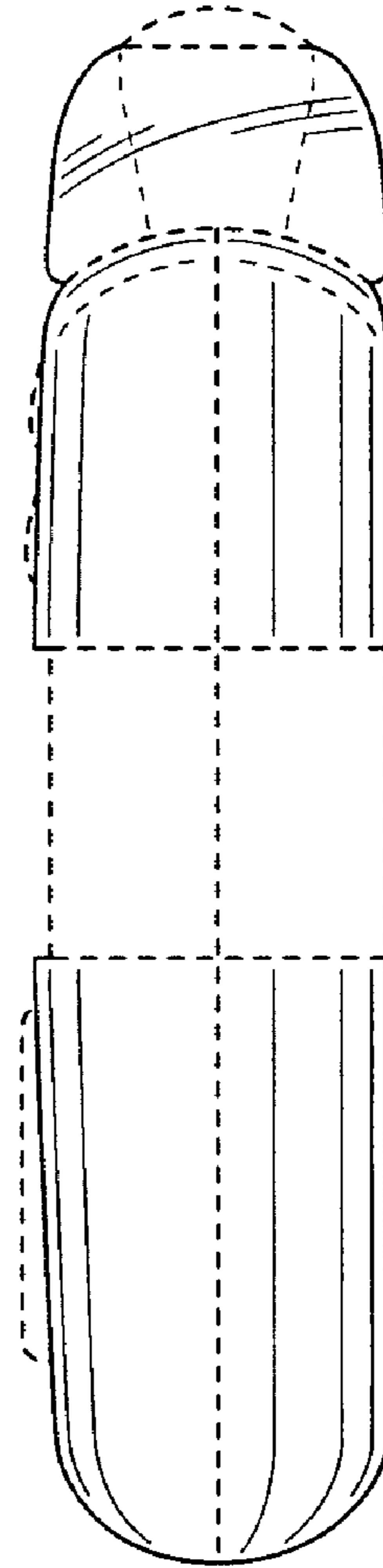


FIG. 5

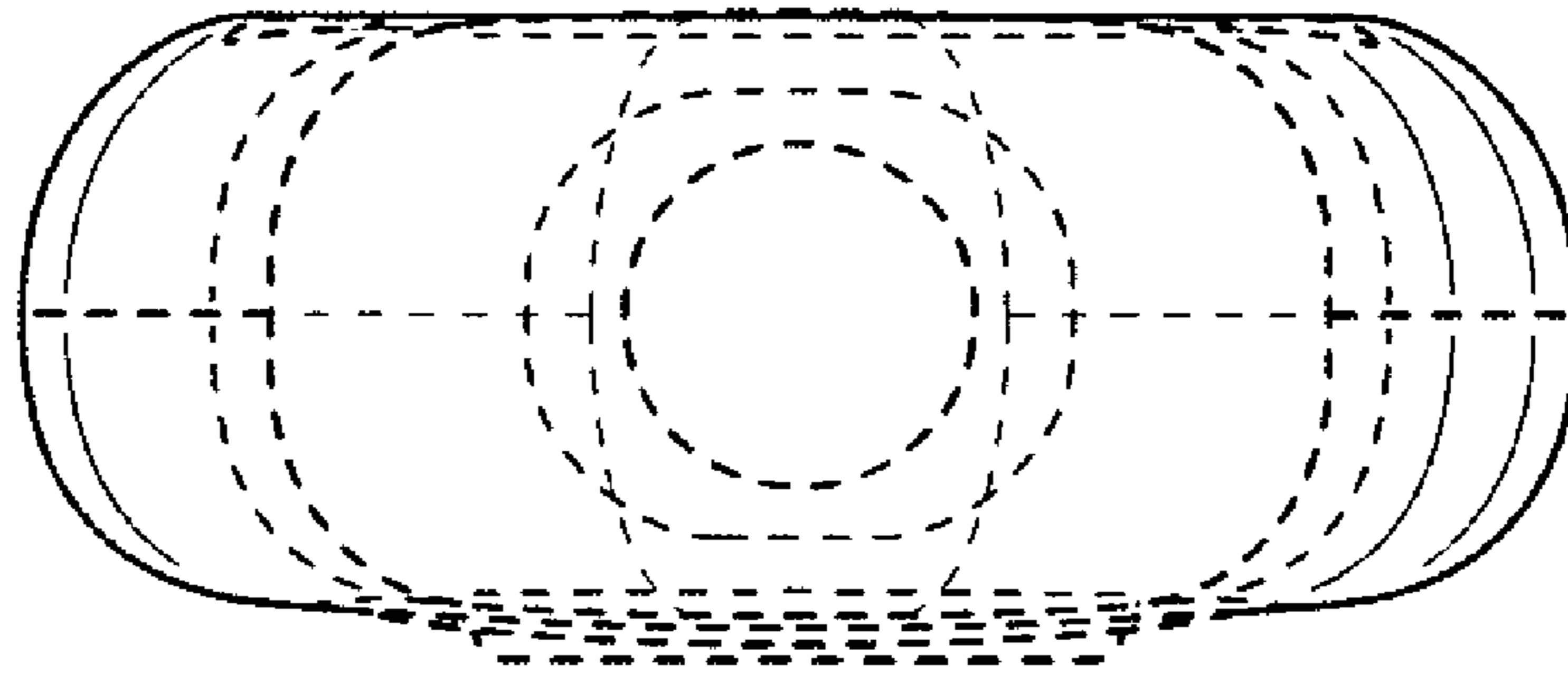


FIG. 6

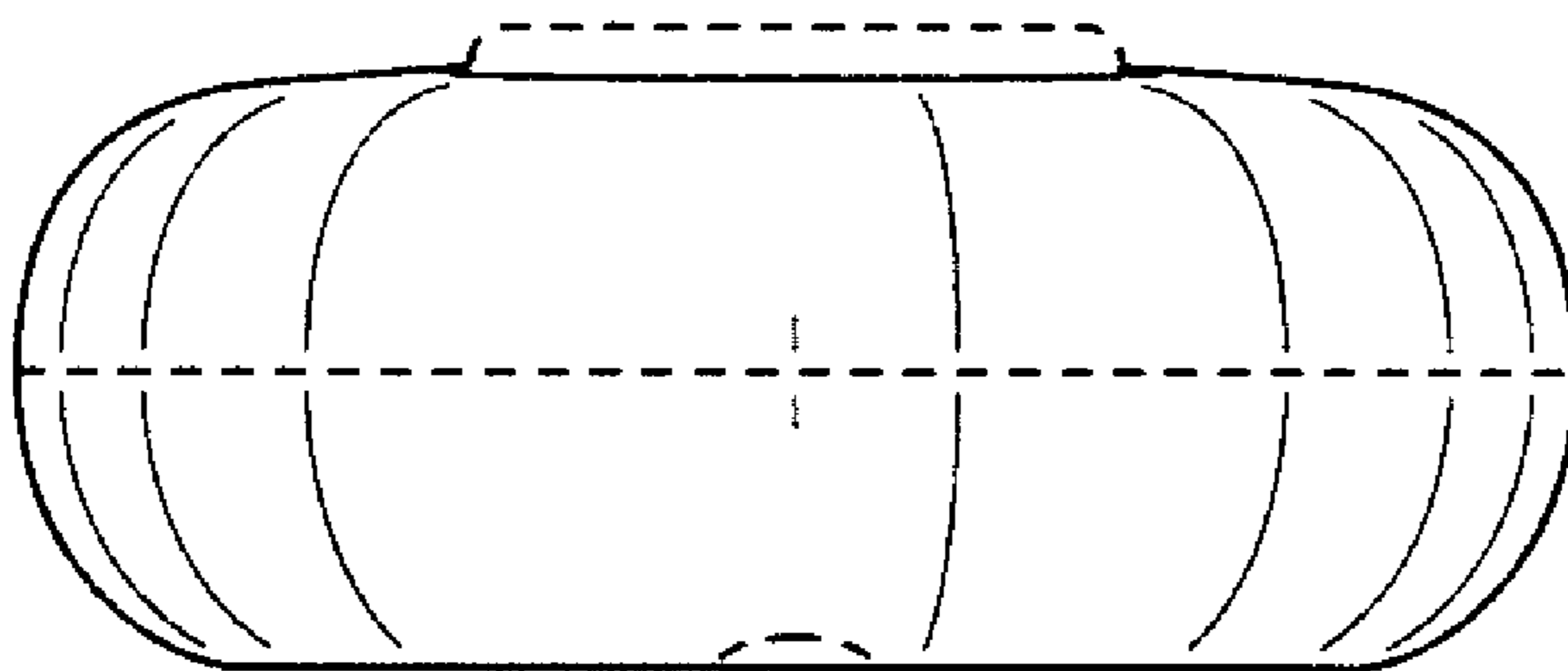


FIG. 7