



US00D660985S

(12) **United States Design Patent**
Jiang

(10) **Patent No.:** **US D660,985 S**

(45) **Date of Patent:** **** May 29, 2012**

(54) **TUBE**

(76) Inventor: **Hanhui Jiang**, Dongguan (CN)

(**) Term: **14 Years**

(21) Appl. No.: **29/392,621**

(22) Filed: **May 24, 2011**

(30) **Foreign Application Priority Data**

Nov. 30, 2010 (CN) 2010 3 0649675

(51) **LOC (9) Cl.** **25-01**

(52) **U.S. Cl.** **D25/124**

(58) **Field of Classification Search** D25/119,
D25/122, 123, 124, 125; 248/49, 62, 74.1-74.4,
248/737.2, 215, 227.1, 300-301, 316.7; 52/87,
52/656.1, 675, 799.1-799.14, 745.08
See application file for complete search history.

(56) **References Cited**

U.S. PATENT DOCUMENTS

D47,868 S * 9/1915 Thoerning D25/121
4,982,529 A * 1/1991 Mesnel 49/490.1
D503,645 S * 4/2005 Wirth et al. D25/121

D515,266 S * 2/2006 Moe D25/38
D552,760 S * 10/2007 Seiling et al. D25/122
7,540,116 B1 * 6/2009 Martinson 52/67

* cited by examiner

Primary Examiner — Robert Delehanty

(74) *Attorney, Agent, or Firm* — Rosenberg, Klein & Lee

(57) **CLAIM**

The ornamental design for a tube, as shown and described.

DESCRIPTION

The file of this Patent contains at least one Drawing Figure executed in color. Copies of the Patent with color Drawings will be provided by the Patent and Trademark Office upon request and payment of the necessary fee.

FIG. 1 is a front view of a tube, showing my new design;

FIG. 2 is a back elevational view thereof;

FIG. 3 is a top view thereof;


FIG. 4 is a bottom view thereof;

FIG. 5 is a left side view thereof;

FIG. 6 is a right side view thereof; and,

FIG. 7 is a perspective view thereof.

1 Claim, 2 Drawing Sheets
(2 of 2 Drawing Sheet(s) Filed in Color)






FIG. 1




FIG. 2



FIG. 3



FIG. 4




FIG. 5




FIG. 6




FIG. 7