

US00D660984S

(12) **United States Design Patent**  
**Kotin et al.**

(10) **Patent No.:** **US D660,984 S**

(45) **Date of Patent:** **\*\* May 29, 2012**

(54) **VANE FOR ARCHITECTURAL OPENING**

(75) Inventors: **Jay S. Kotin**, Irvine, CA (US); **Justin Westfahl**, Georgetown (CA)

(73) Assignee: **Gracious Living Innovations, Inc.**, Ontario (CA)

(\*\*) Term: **14 Years**

(21) Appl. No.: **29/372,076**

(22) Filed: **Oct. 12, 2010**

(51) **LOC (9) Cl.** ..... **25-01**

(52) **U.S. Cl.** ..... **D25/119**

(58) **Field of Classification Search** ..... D25/11-125;  
248/49, 62, 74.1-74.4, 737.2, 215, 227.1,  
248/300-301, 316.7; 52/87, 656.1, 675,  
52/799.1-799.14, 745.08

See application file for complete search history.

(56) **References Cited**

U.S. PATENT DOCUMENTS

|           |   |   |         |                |       |         |
|-----------|---|---|---------|----------------|-------|---------|
| D128,793  | S | * | 8/1941  | Bonnell        | ..... | D25/119 |
| 2,489,089 | A | * | 11/1949 | Graff et al.   | ..... | D25/121 |
| 2,507,937 | A | * | 5/1950  | Slavsky et al. | ..... | D25/119 |
| D165,982  | S | * | 2/1952  | Kennedy        | ..... | D25/119 |
| D572,841  | S | * | 7/2008  | Waters et al.  | ..... | D25/124 |

\* cited by examiner

*Primary Examiner* — Robert Delehanty

(74) *Attorney, Agent, or Firm* — Leonard Tachner

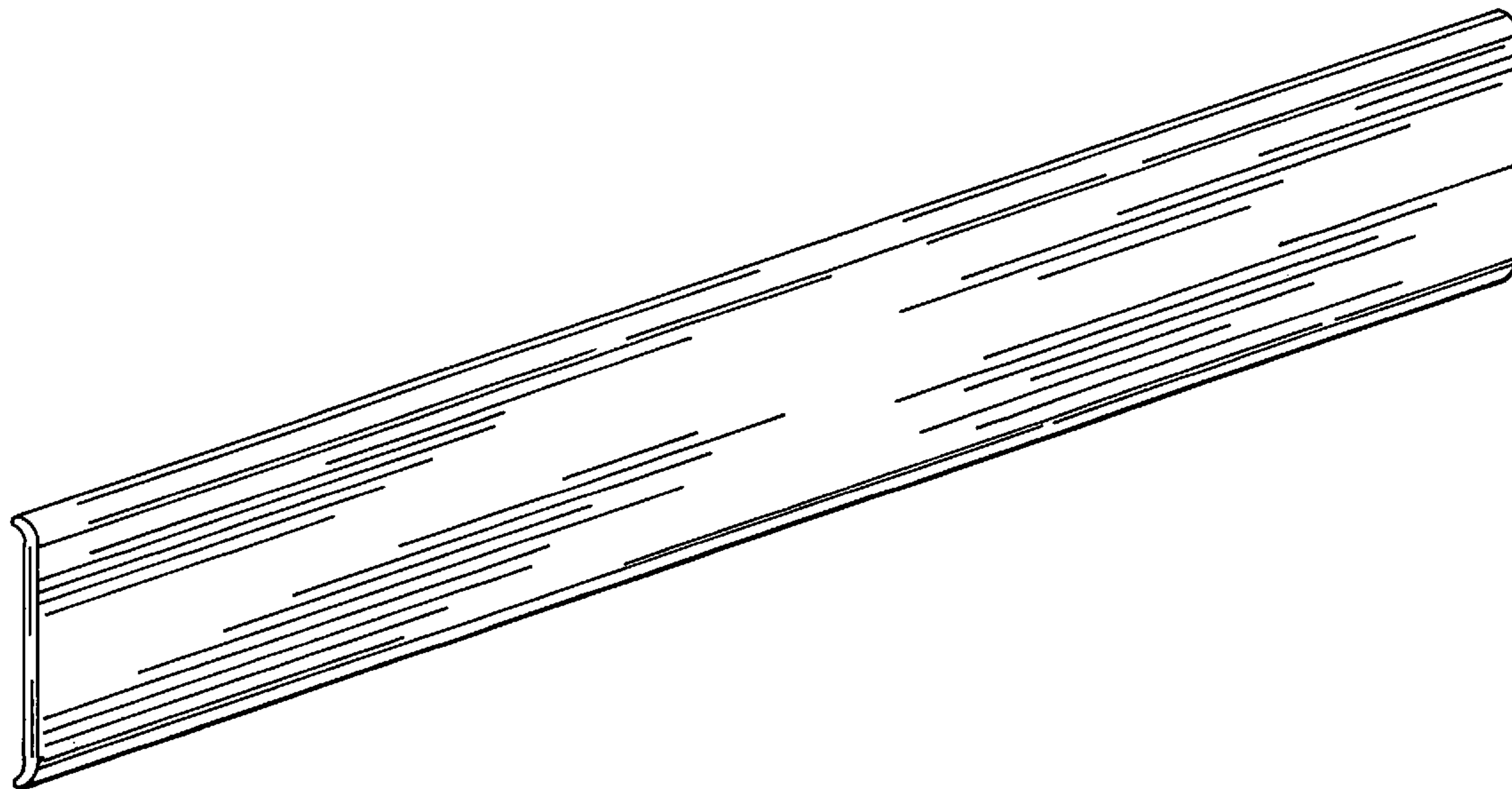
(57) **CLAIM**

The ornamental design for vane for architectural opening, as shown and described.

**DESCRIPTION**

FIG. 1 is a front three-dimensional view of the present invention;  
FIG. 2 is a front plan view of the present invention;  
FIG. 3 is a rear plan view of the present invention;  
FIG. 4 is a left-side view of the present invention;  
FIG. 5 is a right-side view of the present invention;  
FIG. 6 is a first edge view of the present invention; and,  
FIG. 7 is a second edge view of the present invention.

**1 Claim, 2 Drawing Sheets**



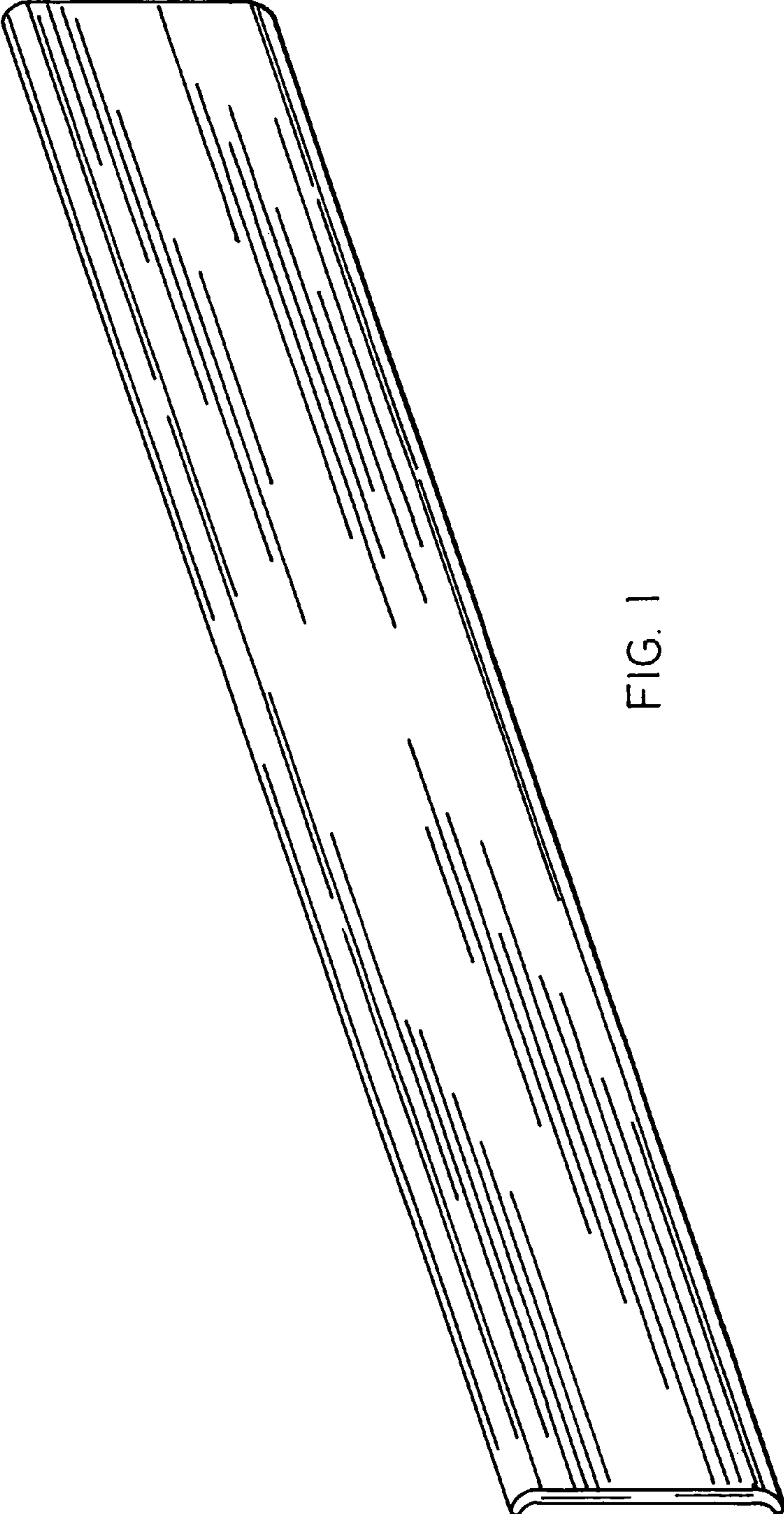


FIG. 1

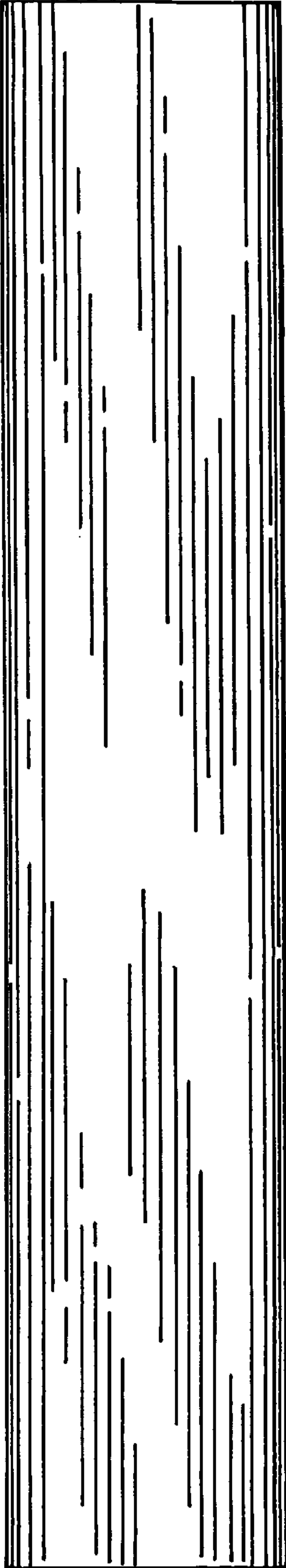


FIG. 2




FIG. 3



FIG. 4



FIG. 5



FIG. 6




FIG. 7