

US00D660979S

(12) **United States Design Patent**
Walsh

(10) **Patent No.:** **US D660,979 S**

(45) **Date of Patent:** **** May 29, 2012**

(54) **DOOR FACING**

Primary Examiner — Doris Clark

(75) Inventor: **Jason M. Walsh**, Batavia, IL (US)

(74) *Attorney, Agent, or Firm* — Berenato & White, LLC

(73) Assignee: **Masonite Corporation**, Tampa, FL (US)

(**) Term: **14 Years**

(57) **CLAIM**

The ornamental design for a door facing, as shown and described.

(21) Appl. No.: **29/369,727**

(22) Filed: **Sep. 13, 2010**

(51) **LOC (9) Cl.** **25-02**

(52) **U.S. Cl.** **D25/48**

(58) **Field of Classification Search** D25/48,
D25/138; 52/455, 456, 311, 311.2, 764,
52/784.1, 630, 311.3, 782.1, 313, 458, 457,
52/779, 475.1, 474, 778, 507; 49/DIG. 2,
49/501, 504; 428/45

See application file for complete search history.

DESCRIPTION

FIG. 1 is a front elevational view of my design;
FIG. 2 is a rear elevational view;
FIG. 3 is a bottom plan view;
FIG. 4 is a top plan view;
FIG. 5 is a cross-sectional view taken along the line 5-5 of FIG. 1;
FIG. 6 is an enlarged fragmentary cross sectional view taken from FIG. 5;
FIG. 7 is a left side elevation view;
FIG. 8 is a right side elevation view; and,
FIG. 9 is a cross-sectional view taken along the line 9-9 of FIG. 1.

(56) **References Cited**

U.S. PATENT DOCUMENTS

5,012,616 A * 5/1991 Martin 49/501
D468,027 S * 12/2002 Jimenez et al. D25/48
D607,121 S * 12/2009 Davina et al. D25/48

* cited by examiner

1 Claim, 4 Drawing Sheets

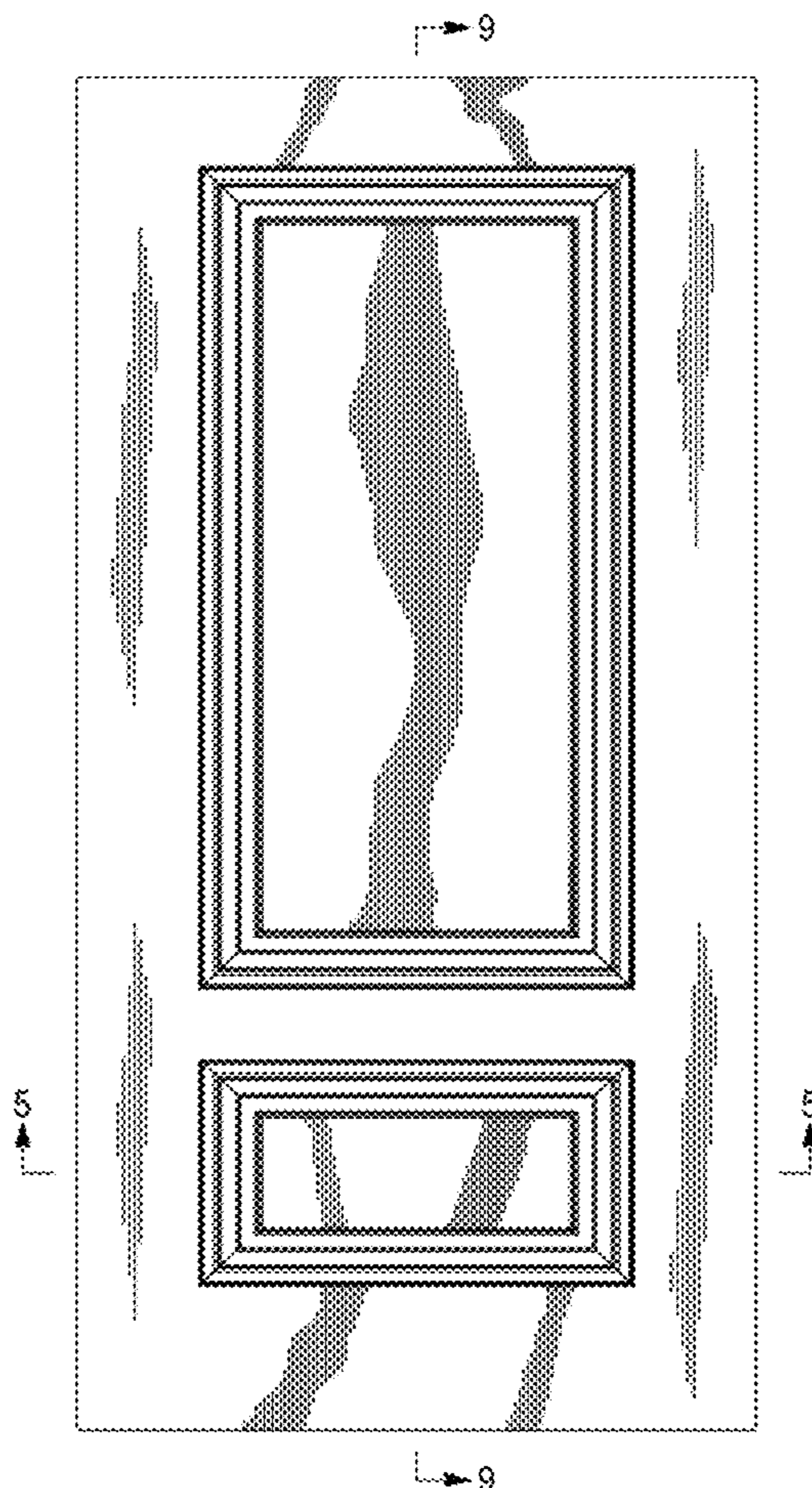


Fig. 1

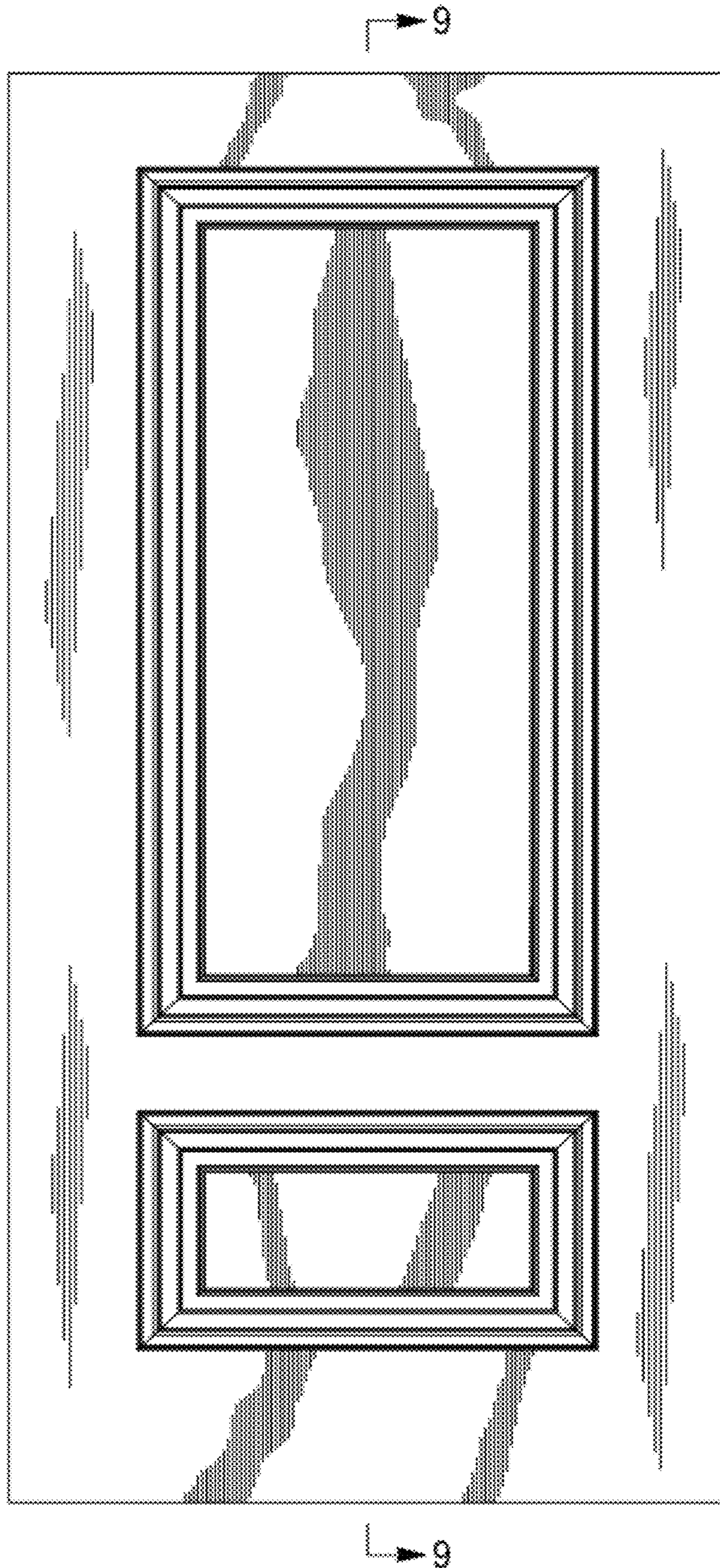


Fig. 2

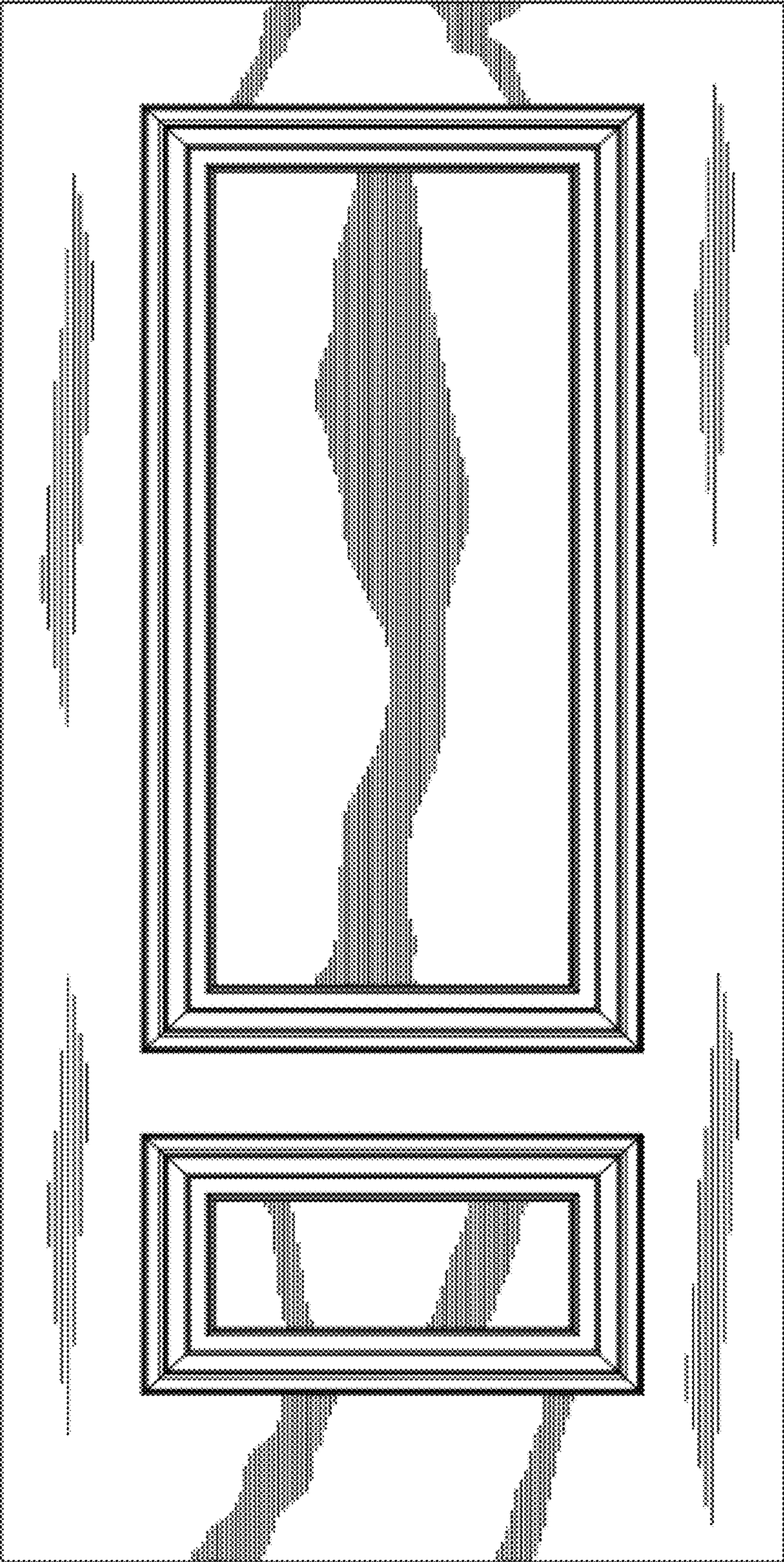


Fig. 3



Fig. 4



Fig. 5



Fig. 6




Fig. 7



Fig. 8



Fig. 9

