

US00D660936S

(12) **United States Design Patent**  
**Sprague**

(10) **Patent No.:** **US D660,936 S**

(45) **Date of Patent:** **\*\* May 29, 2012**

(54) **FISHING LURE**

(76) **Inventor:** **Alwyn W. Sprague**, Grafton, VA (US)

(\*\*) **Term:** **14 Years**

(21) **Appl. No.:** **29/377,526**

(22) **Filed:** **Oct. 22, 2010**

(51) **LOC (9) Cl.** ..... **22-05**

(52) **U.S. Cl.** ..... **D22/126**

(58) **Field of Classification Search** ..... D22/126-133;  
43/42.31, 42.24, 42.28, 42.35, 42.49, 42.45,  
43/42.09, 42.06, 42.1, 42.39, 42.46, 44.81,  
43/42.48, 42.33, 42.26

See application file for complete search history.

(56) **References Cited**

**U.S. PATENT DOCUMENTS**

2,515,591	A *	7/1950	Clink	.....	43/42.26
2,781,604	A *	2/1957	Brown	.....	43/42.28
3,360,882	A *	1/1968	Belokin, Jr.	.....	43/42.33
D314,807	S *	2/1991	Gudermuth, Jr.	.....	D22/133
D341,183	S *	11/1993	Fong	.....	D22/126

D468,390	S *	1/2003	Stevens	.....	D22/126
D513,780	S *	1/2006	Jakeman et al.	.....	D22/126
D600,313	S *	9/2009	Hymas	.....	D22/126

\* cited by examiner

*Primary Examiner* — Catheri Oliver

(74) *Attorney, Agent, or Firm* — Lawrence C. Edelman

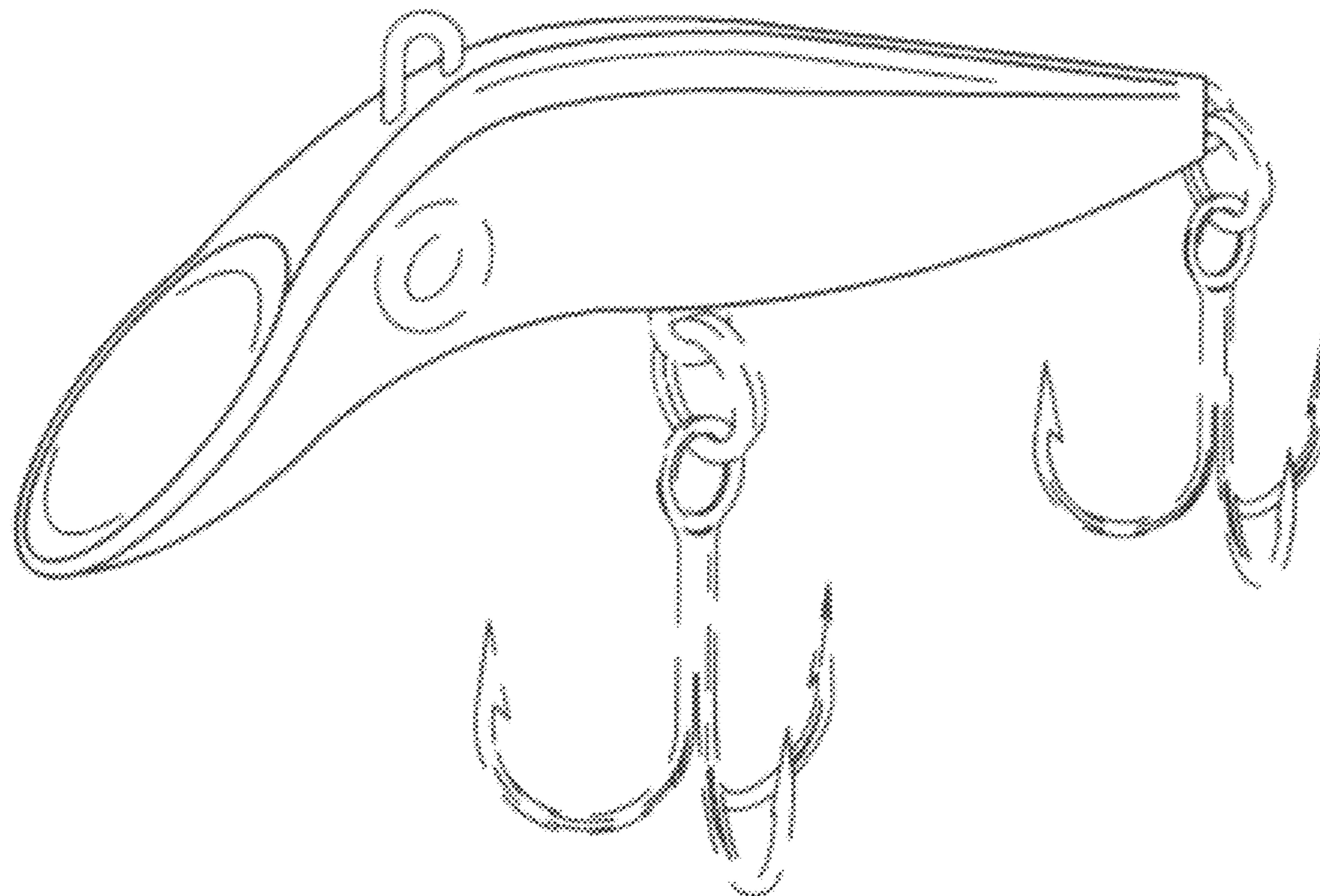
(57) **CLAIM**

The ornamental design for a fishing lure, as shown and described.

**DESCRIPTION**

FIG. 1 is an upper left perspective view showing the top, front and left side of the fishing lure of my new design  
FIG. 2 is a left side elevational view thereof;  
FIG. 3 is a right side elevational view thereof;  
FIG. 4 is a top plan view thereof;  
FIG. 5 is a front elevational view thereof; and,  
FIG. 6 is a back elevational view thereof.  
The structure depicted by means of broken lines is for illustrative purposes only and forms no part of the claimed design.

**1 Claim, 6 Drawing Sheets**






FIGURE 1

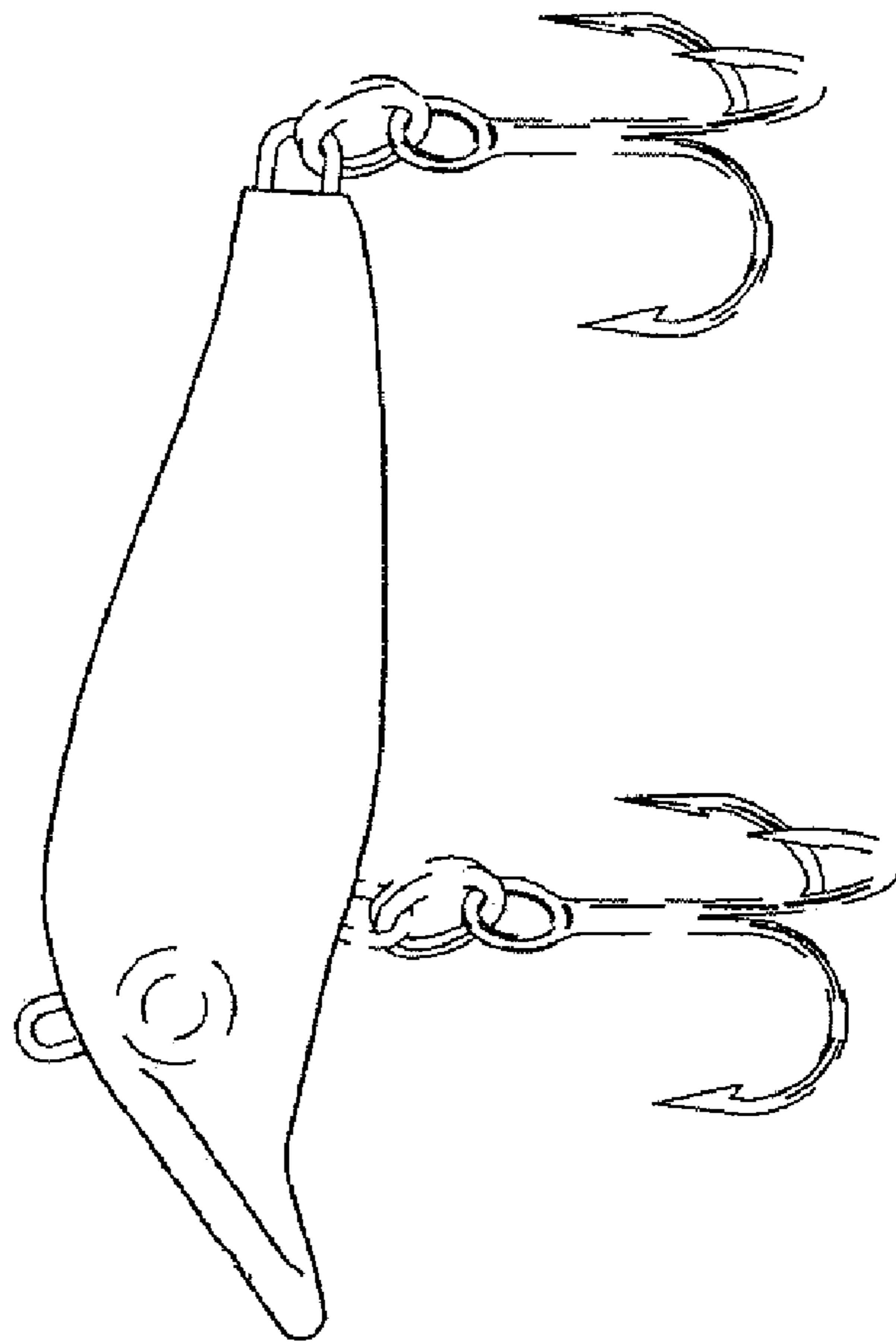


FIGURE 2  
SIDE VIEW

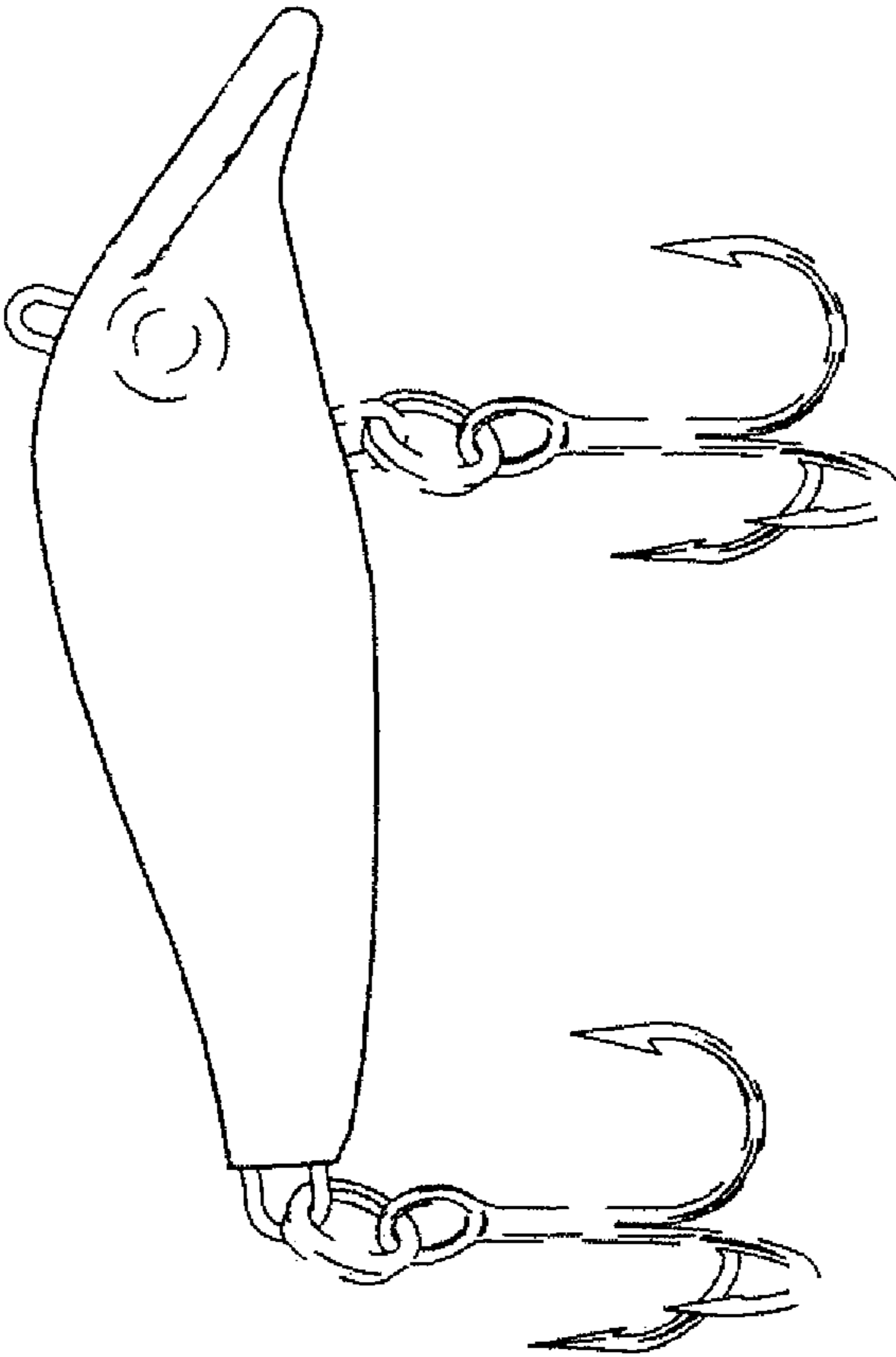


FIGURE 3  
SIDE VIEW

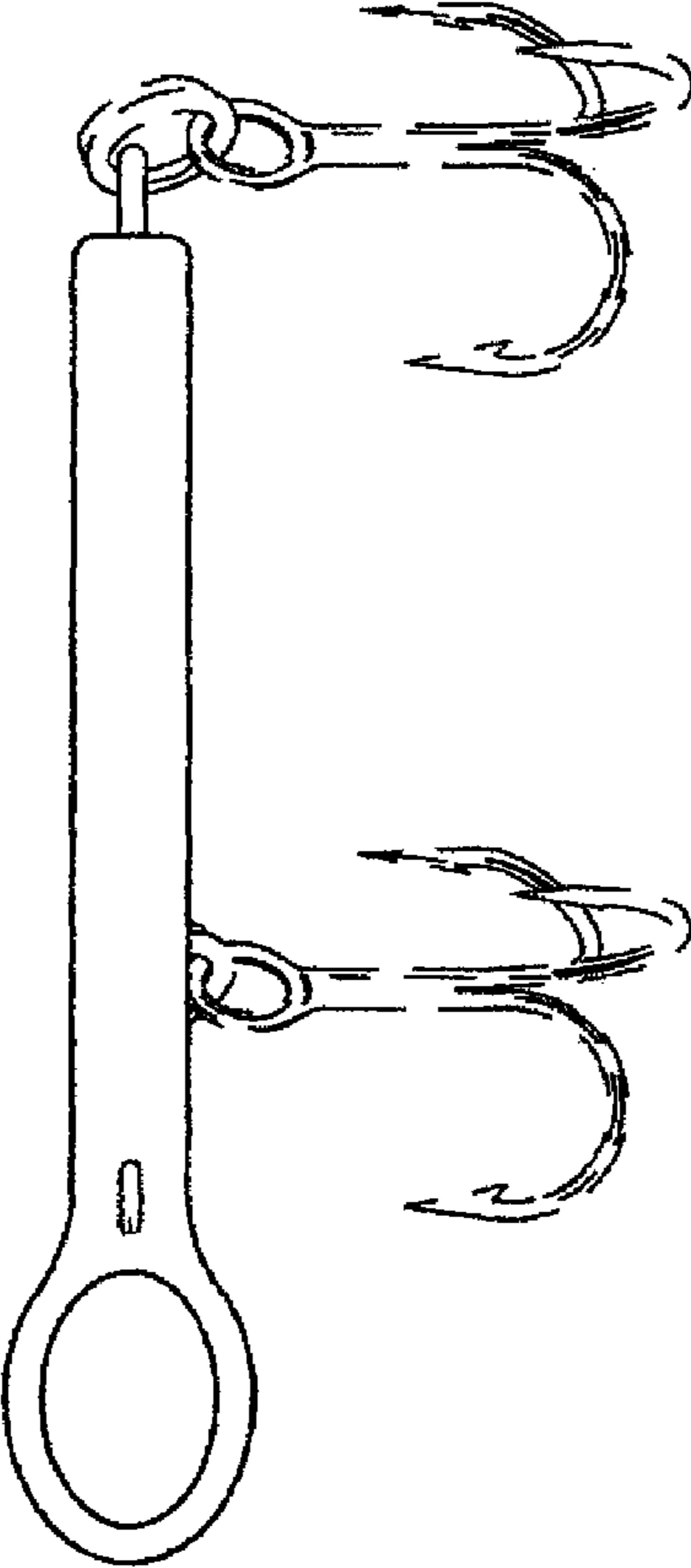


FIGURE 4  
TOP VIEW




FIGURE 5  
FRONT VIEW




FIGURE 6  
BACK VIEW