



US00D660933S

(12) **United States Design Patent**
Mathiesen et al.

(10) **Patent No.:** **US D660,933 S**
(45) **Date of Patent:** **** May 29, 2012**

(54) **OUTDOOR PLAYGROUND FITNESS EQUIPMENT**

(76) Inventors: **John P. Mathiesen**, Shoreview, MN (US); **Thomas Coy**, Saint Michael, MN (US)

(**) Term: **14 Years**

(21) Appl. No.: **29/373,831**

(22) Filed: **May 27, 2011**

(51) **LOC (9) Cl.** **21-03**

(52) **U.S. Cl.** **D21/814**

(58) **Field of Classification Search** D21/811, D21/814, 826-827; D8/317, 370, 14, 16, D8/47; D7/683; D11/13; D6/317; 482/35, 482/36; 428/131, 192, 193, 99; 5/417, 418; 135/116, 143, 902

See application file for complete search history.

(56) **References Cited**

U.S. PATENT DOCUMENTS

D160,419	S	*	10/1950	Packer	D21/826
D178,253	S	*	7/1956	Martens	D21/826
D213,272	S	*	1/1969	Wormser	D21/827
D215,164	S	*	9/1969	Wormser	D21/827
D221,208	S	*	7/1971	Richey	D8/370
D246,060	S	*	10/1977	Murphy	D21/827
4,084,812	A	*	4/1978	Melrose et al.	482/35
D257,875	S	*	1/1981	Rudy	D21/827
D279,401	S	*	6/1985	West	D21/826
5,059,463	A	*	10/1991	Peters	428/131
D433,477	S	*	11/2000	Addleman	D21/827
6,394,932	B1	*	5/2002	Chu	482/36
D475,611	S	*	6/2003	Goodman et al.	D8/370
6,929,478	B1	*	8/2005	Spencer et al.	434/247
D515,166	S	*	2/2006	Montfort	D21/826
7,118,514	B2	*	10/2006	Underbrink et al.	482/35
D561,012	S	*	2/2008	Tse	D8/370

D568,434	S	*	5/2008	Wingerstahn	D21/811
D595,800	S	*	7/2009	VanElverdinghe	D21/814
7,713,175	B2	*	5/2010	Monaghan	482/35
D620,066	S	*	7/2010	Kohler	D21/826
D628,668	S	*	12/2010	Kilgriff	D21/826
D632,355	S	*	2/2011	Kohler	D21/826
8,021,240	B2	*	9/2011	King et al.	482/35
D651,677	S	*	1/2012	Shannon	D21/811
D652,180	S	*	1/2012	Haaf	D30/160
2004/0266312	A1	*	12/2004	Oren et al.	446/227

* cited by examiner

Primary Examiner — Mitchell Siegel

(74) *Attorney, Agent, or Firm* — Jacobson and Johnson; Thomas N. Phung

(57) **CLAIM**

The ornamental design for an outdoor playground fitness equipment, as shown.

DESCRIPTION

FIG. 1 is a perspective view of an outdoor playground fitness equipment, showing my design;

FIG. 2 is a rear elevation view of the outdoor playground fitness equipment of FIG. 1;

FIG. 3 is a left side elevation view of the outdoor playground fitness equipment of FIG. 1;

FIG. 4 is a front elevation view of the outdoor playground fitness equipment of FIG. 1;

FIG. 5 is right side elevation view of the outdoor playground fitness equipment of FIG. 1;

FIG. 6 is a top view of the outdoor playground fitness equipment of FIG. 1; and,

FIG. 7 is a bottom view of the outdoor playground fitness equipment of FIG. 1.

The broken line showing is included for the purpose of illustrating and forms no part of the claimed design.

1 Claim, 2 Drawing Sheets




FIG. 1

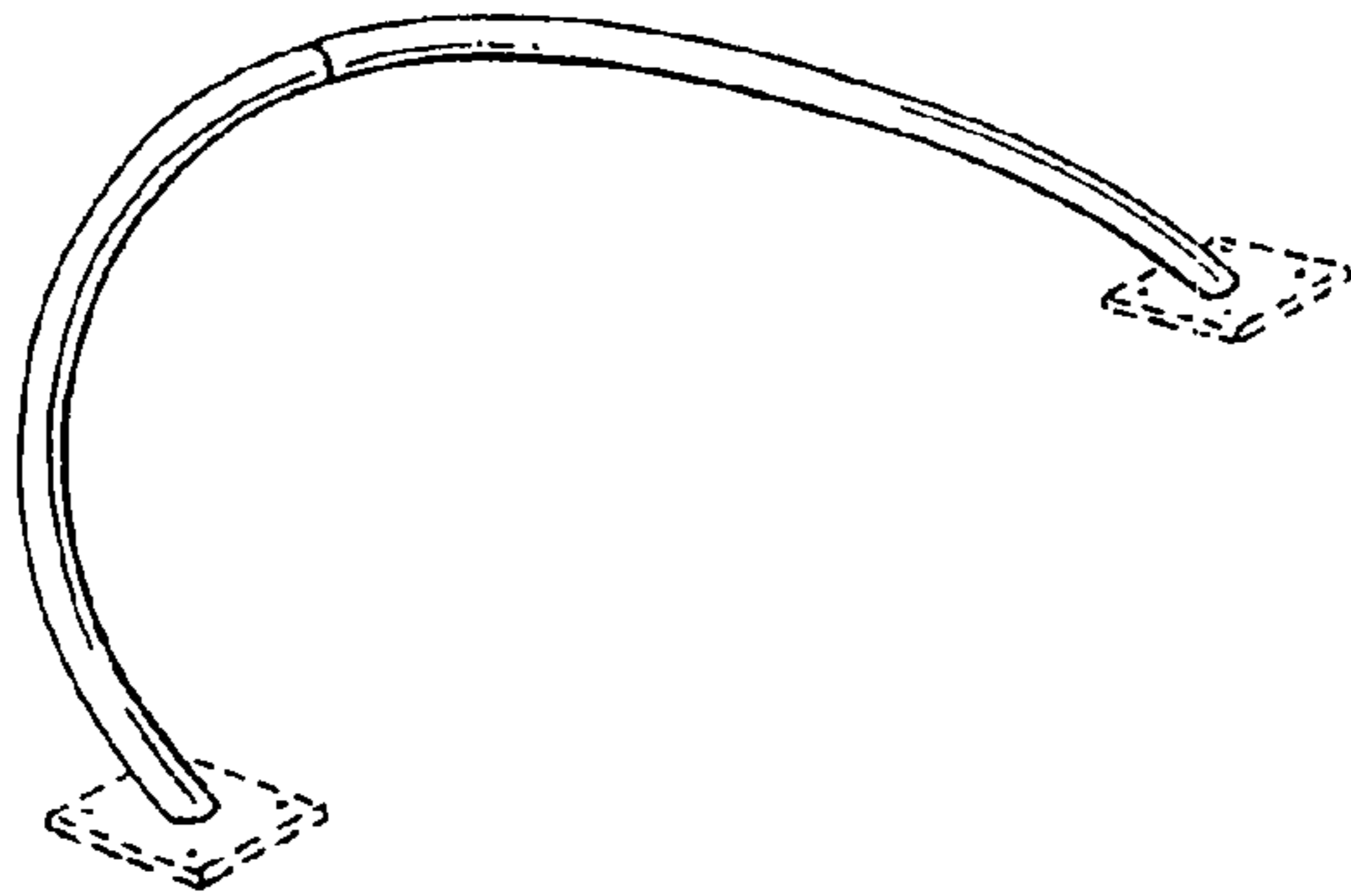


FIG. 2

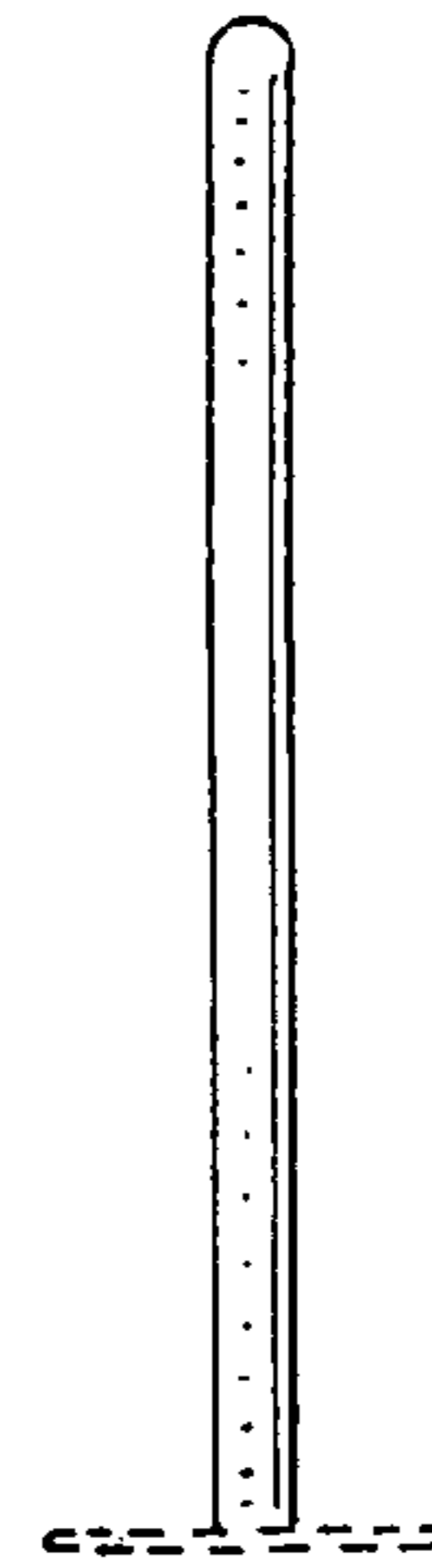


FIG. 3

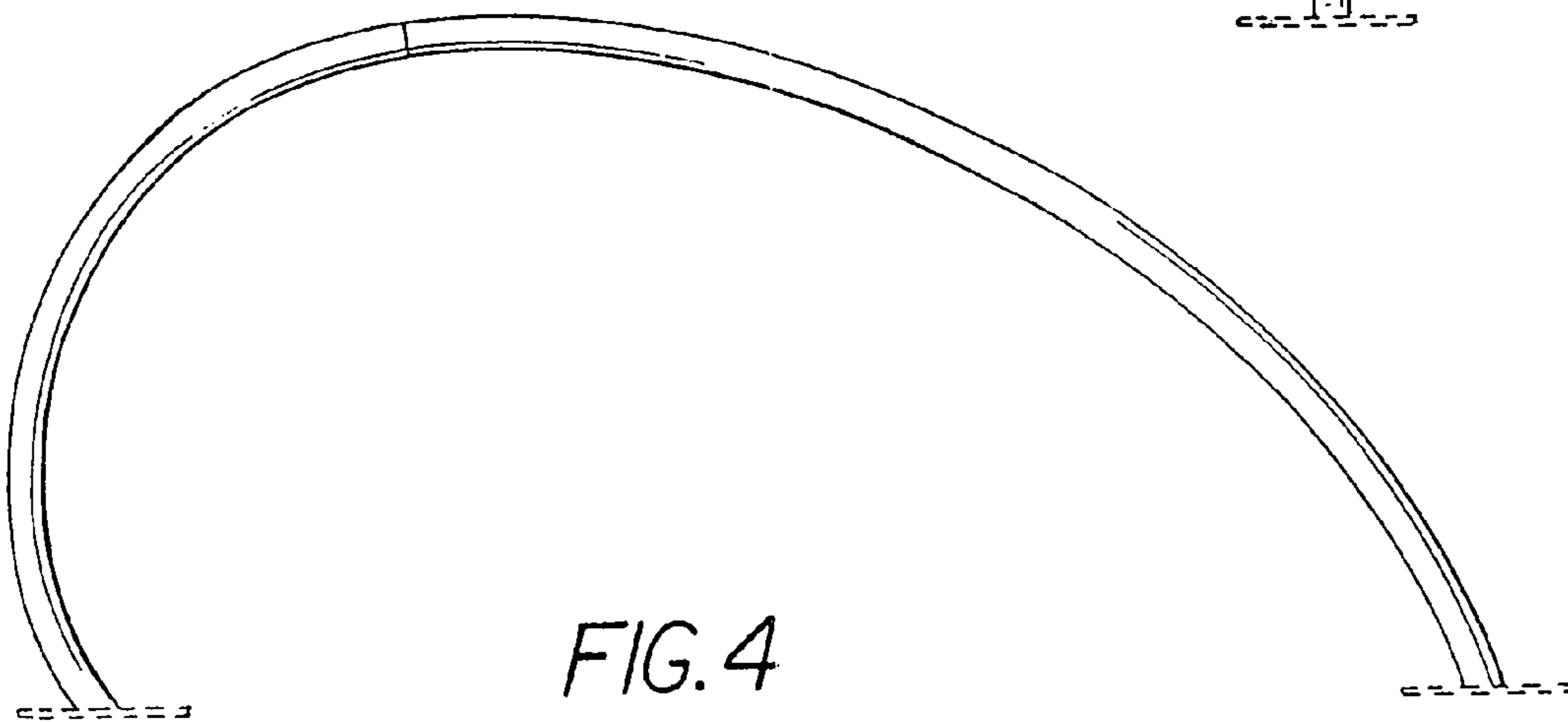


FIG. 4

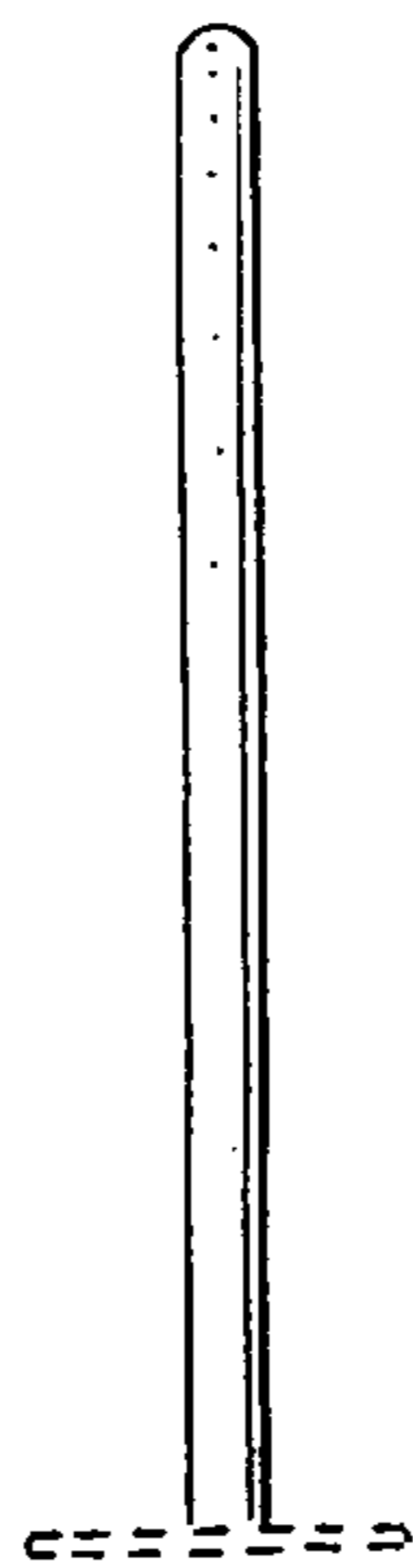


FIG. 5




FIG. 6




FIG. 7

