



US00D660911S

(12) **United States Design Patent**  
**Uchiyama**

(10) **Patent No.:** **US D660,911 S**  
(45) **Date of Patent:** **\*\* May 29, 2012**

(54) **BALLPOINT PEN**  
(75) Inventor: **Ayana Uchiyama**, Tokyo (JP)  
(73) Assignee: **Zebra Co., Ltd.**, Tokyo (JP)  
(\*\*) Term: **14 Years**

D337,350 S \* 7/1993 Wong ..... D19/51  
D366,062 S \* 1/1996 Takahashi ..... D19/51  
D378,762 S \* 4/1997 Kikuchi et al. .... D19/51  
D533,592 S \* 12/2006 Cheng et al. .... D19/50  
D626,175 S 10/2010 Yoon  
D646,279 S \* 10/2011 Shih et al. .... D14/411

(21) Appl. No.: **29/386,759**  
(22) Filed: **Mar. 4, 2011**

**OTHER PUBLICATIONS**

Search Report of Taiwanese patent application No. 100301119  
mailed on Oct. 25, 2011.

(30) **Foreign Application Priority Data**

\* cited by examiner

Sep. 10, 2010 (JP) ..... D2010-021917

*Primary Examiner* — Elizabeth Albert

(51) **LOC (9) Cl.** ..... **19-06**  
(52) **U.S. Cl.** ..... **D19/49**  
(58) **Field of Classification Search** ..... D19/35,  
D19/36, 41–51, 54–58; 24/11 R, 11 F, 11 P;  
401/52, 99, 100–109, 192, 195, 196; D14/411  
See application file for complete search history.

(74) *Attorney, Agent, or Firm* — Leydig, Voit & Mayer, Ltd.

(56) **References Cited**

(57) **CLAIM**

The ornamental design for a ballpoint pen, as shown and  
described.

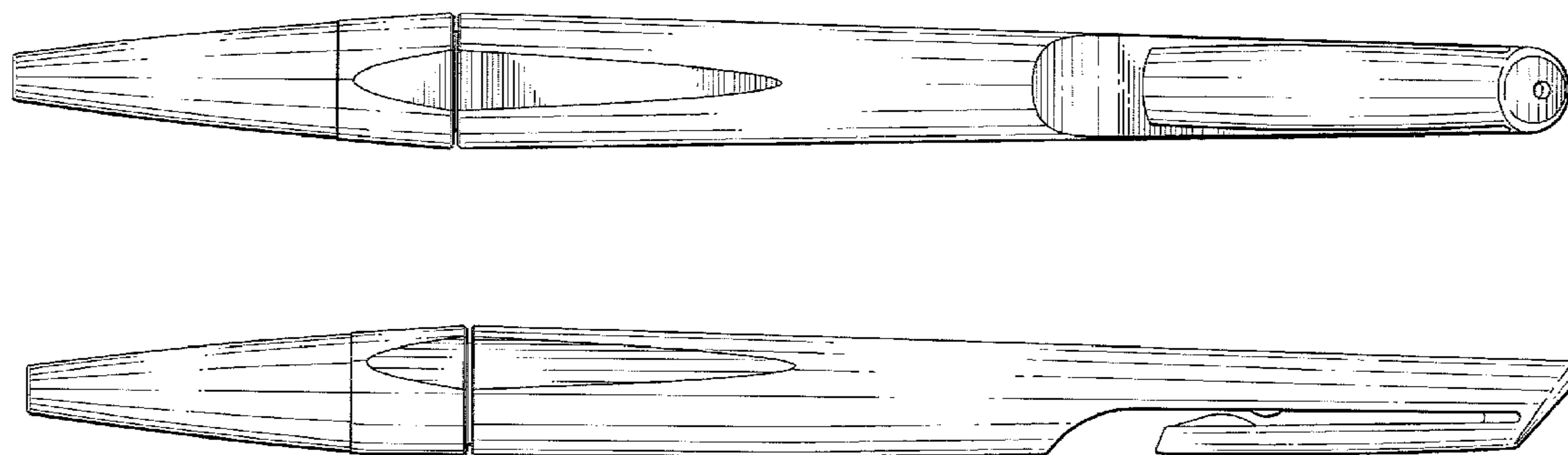
**U.S. PATENT DOCUMENTS**

**DESCRIPTION**

D120,137 S \* 4/1940 Most ..... D19/48  
D179,053 S \* 10/1956 Baker ..... D19/51  
D200,510 S \* 3/1965 Fehling ..... D19/51  
D200,511 S \* 3/1965 Fehling ..... D19/51  
D200,512 S \* 3/1965 Fehling ..... D19/51  
D319,663 S \* 9/1991 Katami ..... D19/51  
D319,845 S \* 9/1991 Grottsch et al. .... D19/48

FIG. 1 is a front view of a ballpoint pen of the present inven-  
tion.  
FIG. 2 is a rear view of the ballpoint pen of FIG. 1.  
FIG. 3 is a top plan view of the ballpoint pen of FIG. 1.  
FIG. 4 is a bottom view of the ballpoint pen of FIG. 1.  
FIG. 5 is a right side view of the ballpoint pen of FIG. 1.  
FIG. 6 is a left side view of the ballpoint pen of FIG. 1; and,  
FIG. 7 is a perspective view of the ballpoint pen of FIG. 1.

**1 Claim, 6 Drawing Sheets**



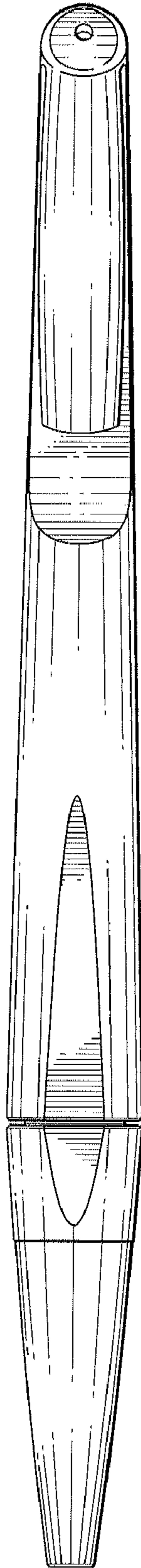


FIG. 1




FIG. 2



FIG. 3



FIG. 4

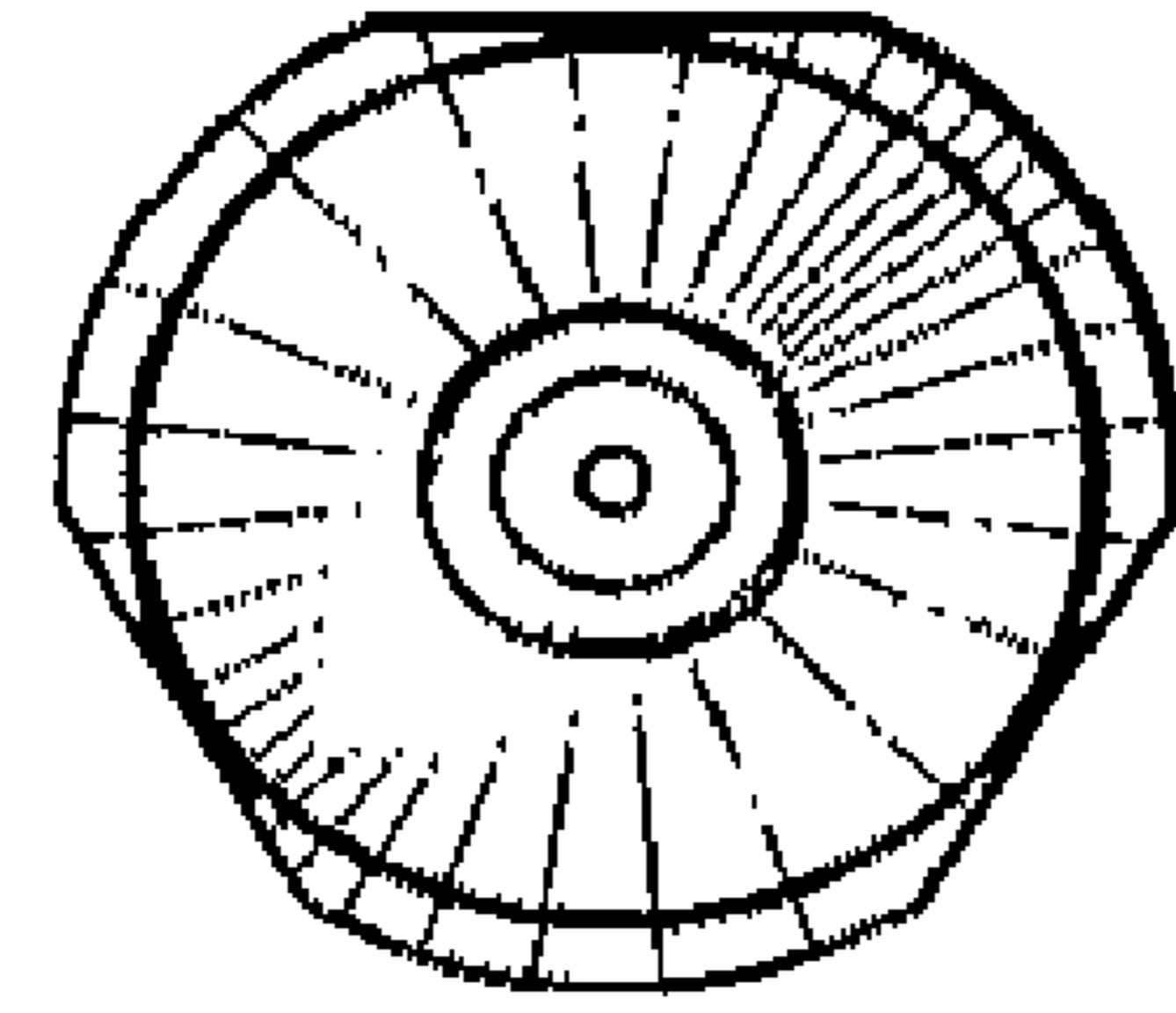


FIG. 6

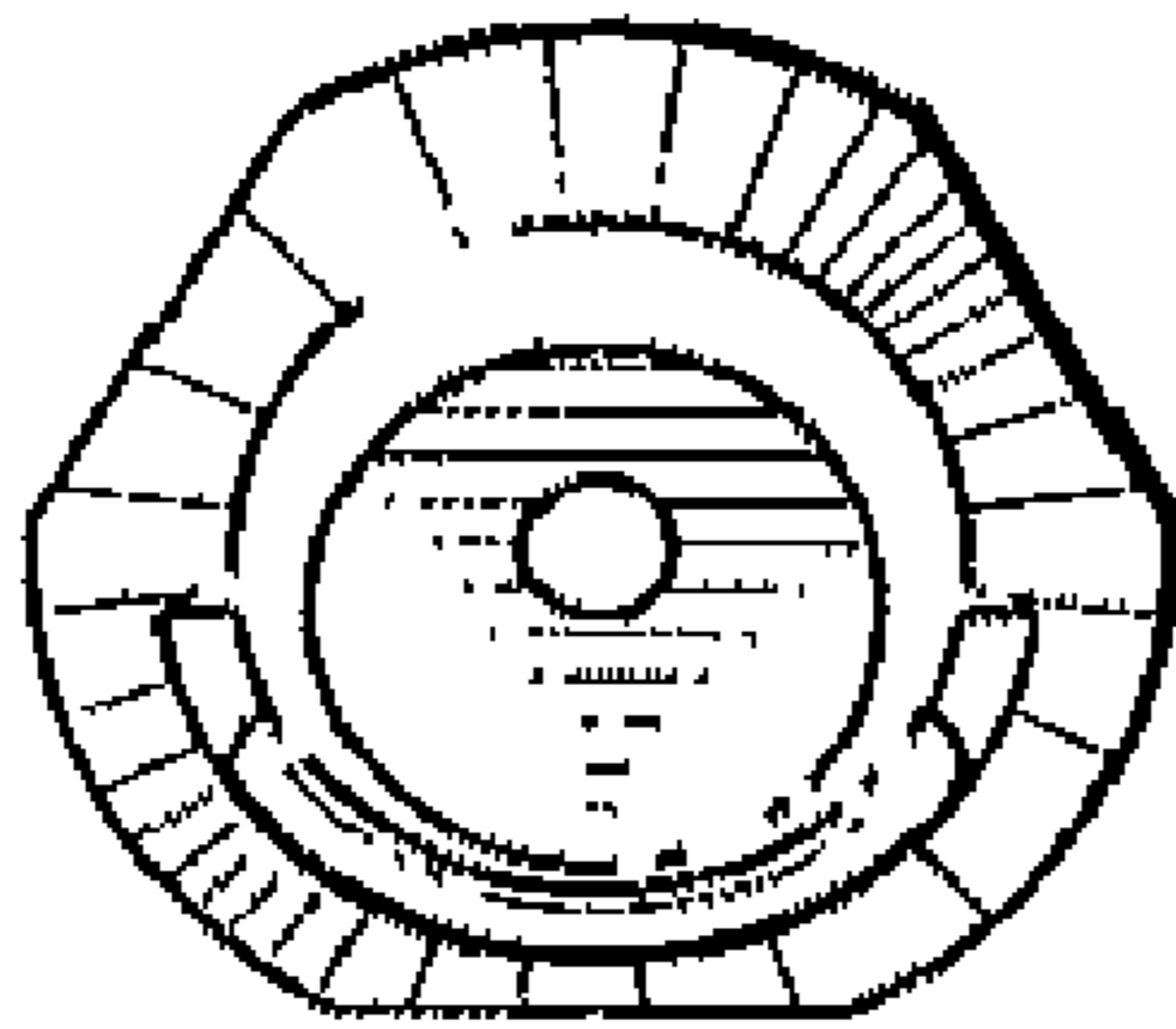


FIG. 5

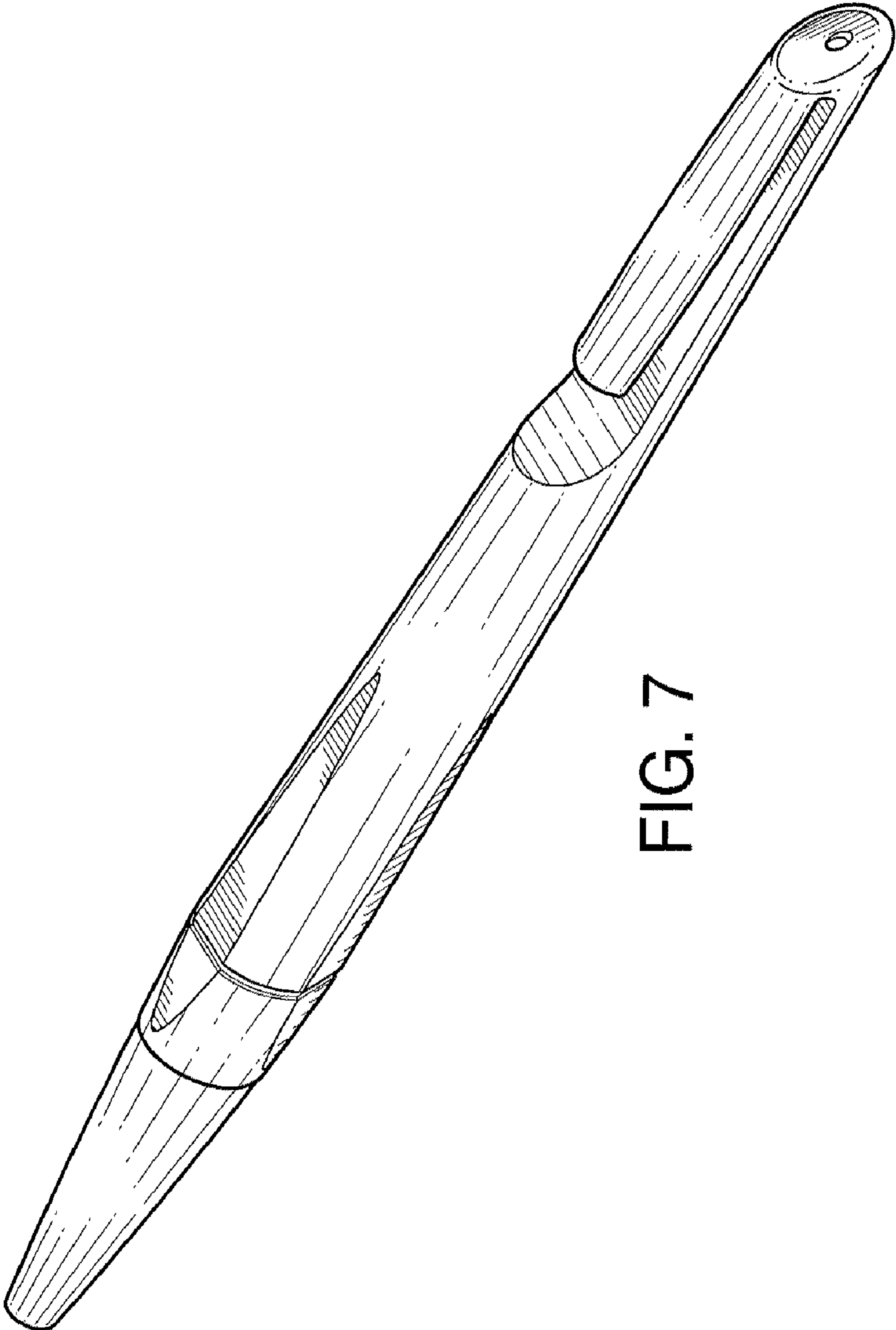


FIG. 7