

US00D660910S

(12) **United States Design Patent**  
**Carpenter et al.**

(10) **Patent No.:** **US D660,910 S**

(45) **Date of Patent:** **\*\* May 29, 2012**

(54) **WRITING AND MEASURING DEVICE**

(76) Inventors: **Brian J. Carpenter**, Corning, CA (US);  
**Carol Carpenter**, Corning, CA (US)

(\*\*) Term: **14 Years**

(21) Appl. No.: **29/373,492**

(22) Filed: **Apr. 14, 2011**

(51) **LOC (9) Cl.** ..... **19-06**

(52) **U.S. Cl.** ..... **D19/36**

(58) **Field of Classification Search** ..... D19/35,  
D19/36, 41-51, 54-58; 24/11 R, 11 F, 11 P;  
401/52, 99, 100-109, 192, 195, 196; D14/411  
See application file for complete search history.

(56) **References Cited**

**U.S. PATENT DOCUMENTS**

|               |         |                  |       |          |
|---------------|---------|------------------|-------|----------|
| D1,475 S *    | 10/1861 | Faber            | ..... | D19/42   |
| 60,315 A *    | 12/1866 | Worcester        | ..... | 401/52   |
| 86,101 A *    | 1/1869  | Rechendorfer     | ..... | 40/335   |
| 140,842 A *   | 7/1873  | Rembert          | ..... | 7/164    |
| 428,502 A *   | 5/1890  | Maggi            | ..... | 426/576  |
| 1,728,128 A * | 9/1929  | Kodama           | ..... | 24/11 CT |
| D97,555 S *   | 11/1935 | Koerper          | ..... | D19/42   |
| D128,390 S *  | 7/1941  | Christenson, Jr. | ..... | D19/49   |
| 2,251,640 A * | 8/1941  | Skrainka         | ..... | 33/372   |
| D132,773 S *  | 6/1942  | Saulsbury        | ..... | D19/49   |
| D133,540 S *  | 8/1942  | Kahn             | ..... | D19/46   |
| D164,976 S *  | 10/1951 | Aversa           | ..... | D19/46   |
| D166,161 S *  | 3/1952  | Hanle            | ..... | D19/48   |
| 2,693,910 A * | 11/1954 | Oleson           | ..... | 235/70 D |
| D174,249 S *  | 3/1955  | Daniels          | ..... | D19/46   |
| 2,893,109 A * | 7/1959  | Young            | ..... | 29/90.01 |
| 2,954,628 A * | 10/1960 | Baldwin et al.   | ..... | 40/538   |
| 3,764,064 A * | 10/1973 | Gaidos et al.    | ..... | 235/70 D |

|                |         |              |       |         |
|----------------|---------|--------------|-------|---------|
| D264,824 S *   | 6/1982  | Sandel       | ..... | D10/71  |
| D286,646 S *   | 11/1986 | Mori         | ..... | D19/36  |
| D301,043 S *   | 5/1989  | Castle       | ..... | D19/36  |
| D375,759 S *   | 11/1996 | Piscatelli   | ..... | D19/36  |
| D383,162 S *   | 9/1997  | Worther      | ..... | D19/49  |
| D422,309 S *   | 4/2000  | Bond         | ..... | D19/36  |
| D462,988 S *   | 9/2002  | Knudsen      | ..... | D19/36  |
| D474,240 S *   | 5/2003  | Alderson     | ..... | D19/49  |
| D493,911 S *   | 8/2004  | Somma et al. | ..... | D27/101 |
| 6,972,022 B1 * | 12/2005 | Griffin      | ..... | 606/116 |
| D564,585 S *   | 3/2008  | Wertime      | ..... | D19/36  |
| D587,310 S *   | 2/2009  | Paslawski    | ..... | D19/49  |
| D654,950 S *   | 2/2012  | Ryan         | ..... | D19/36  |

\* cited by examiner

*Primary Examiner* — Elizabeth Albert

(74) *Attorney, Agent, or Firm* — David D. Winters


(57) **CLAIM**

The ornamental design for “writing and measuring device,” as shown and described.

**DESCRIPTION**

FIG. 1 is a front view of the writing and measuring device; FIG. 2 is a left side view of the writing and measuring device; FIG. 3 is a rear view of the writing and measuring device; FIG. 4 is a right side view of the writing and measuring device; FIG. 5 is a top view of the writing and measuring device; and, FIG. 6 is a bottom view of the writing and measuring device. The broken lines showing the eraser and ferrule at the top and the writing tip housing and writing point at the bottom in FIGS. 1-6 are included for the purpose of illustrating portions of the device that form no part of the claimed design.

**1 Claim, 1 Drawing Sheet**



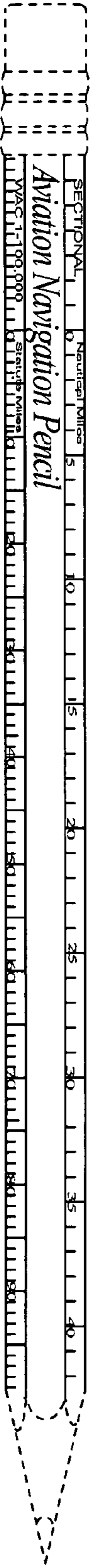


Fig. 1

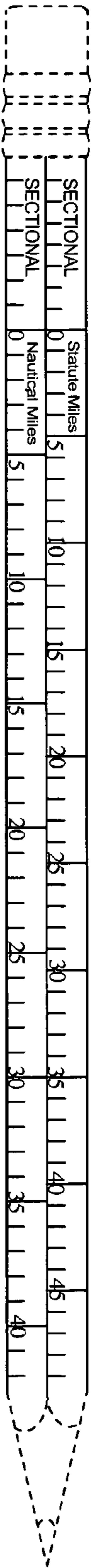


Fig. 2

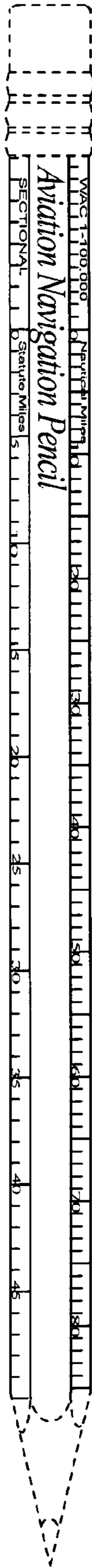


Fig. 3

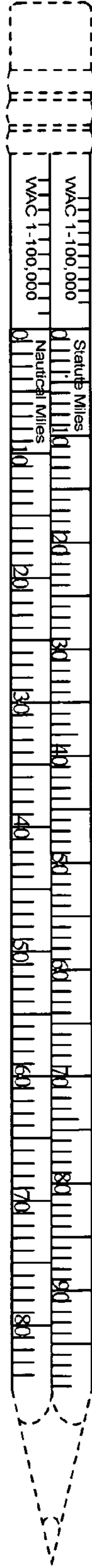


Fig. 4




Fig. 5



Fig. 6