

US00D660892S

(12) **United States Design Patent**
Tomlinson et al.

(10) **Patent No.:** **US D660,892 S**

(45) **Date of Patent:** **** May 29, 2012**

(54) **OIL PAN**

(75) Inventors: **Thomas Tomlinson**, Alvaton, KY (US);
James D. Dralle, Bowling Green, KY
(US); **Corey Spainhoward**, Bowling
Green, KY (US)

(73) Assignee: **Holley Performance Products, Inc.**,
Bowling Green, KY (US)

(**) Term: **14 Years**

(21) Appl. No.: **29/400,560**

(22) Filed: **Aug. 30, 2011**

(51) **LOC (9) Cl.** **15-09**

(52) **U.S. Cl.** **D15/152**

(58) **Field of Classification Search** D15/150-152;
D24/123; 4/450; 184/1.5, 29, 36, 42, 45.1,
184/55.1, 105.1, 106; 222/254, 256, 258,
222/359, 385, 389, 628; 280/32.6, 79.1 A;
417/417

See application file for complete search history.

(56) **References Cited**

U.S. PATENT DOCUMENTS

D232,524 S * 8/1974 Schy D9/417
4,938,184 A * 7/1990 Martin et al. 123/195 C

D317,923 S * 7/1991 Barrett D15/5
D346,741 S * 5/1994 McIntyre D15/150
D409,387 S * 5/1999 Yemini D3/307
D423,531 S * 4/2000 Becker D15/150
D457,539 S * 5/2002 Rothlisberger D15/150
7,637,337 B2 * 12/2009 Stranges 180/69.1
D637,636 S * 5/2011 Liao D15/150
D641,385 S * 7/2011 Armstrong D15/150

* cited by examiner

Primary Examiner — Patricia Palasik

(74) *Attorney, Agent, or Firm* — Hunton & Williams LLP

(57) **CLAIM**

We claim the ornamental design for an oil pan, as shown and described.

DESCRIPTION

FIG. 1 is a top perspective view of an oil pan showing the claimed design.

FIG. 2 is a front view of the oil pan of FIG. 1.

FIG. 3 is a rear view of the oil pan of FIG. 1.

FIG. 4 is a right side view of the oil pan of FIG. 1.

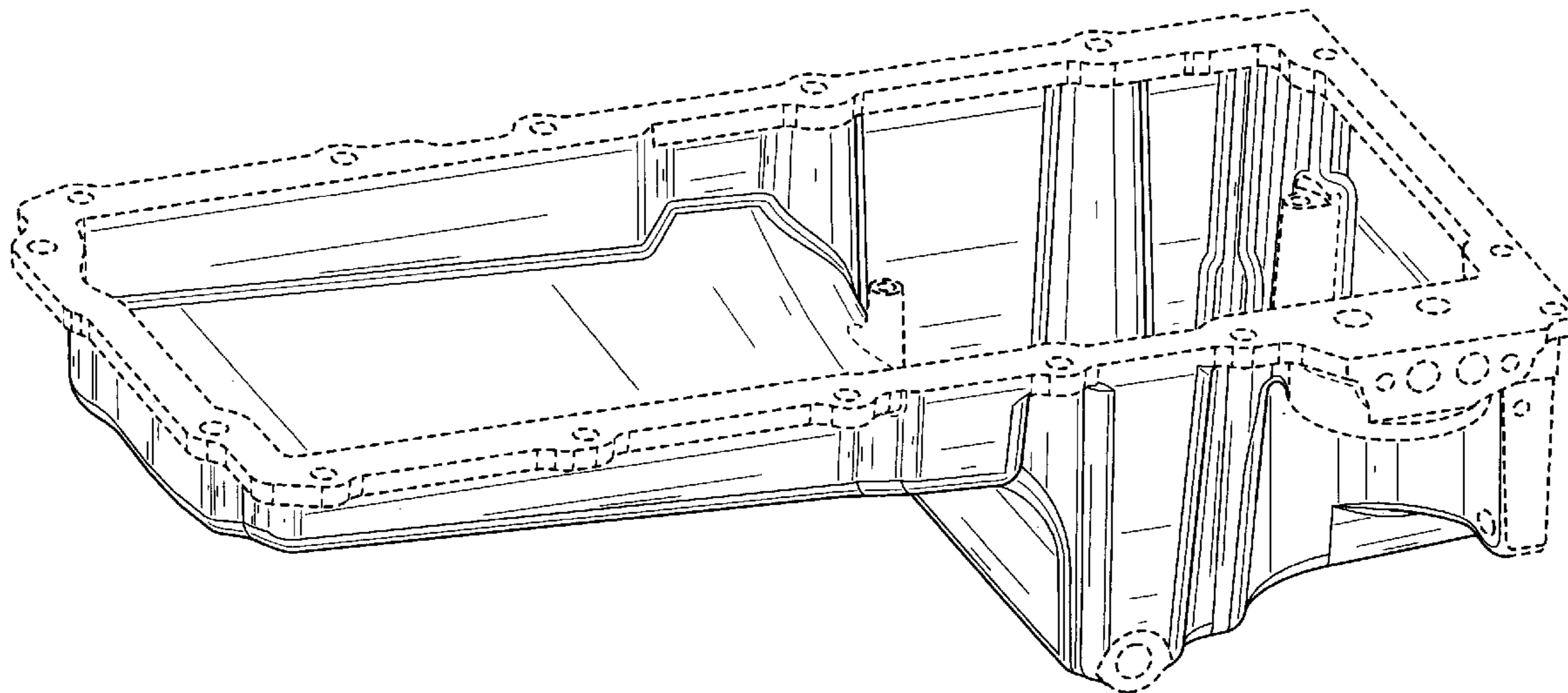
FIG. 5 is a left side view of the oil pan of FIG. 1.

FIG. 6 is a top plan view of the oil pan of FIG. 1; and,

FIG. 7 is a bottom plan view of the oil pan of FIG. 1.

The broken lines used in the figures are for illustrative purposes only and form no part of the claimed design.

1 Claim, 7 Drawing Sheets



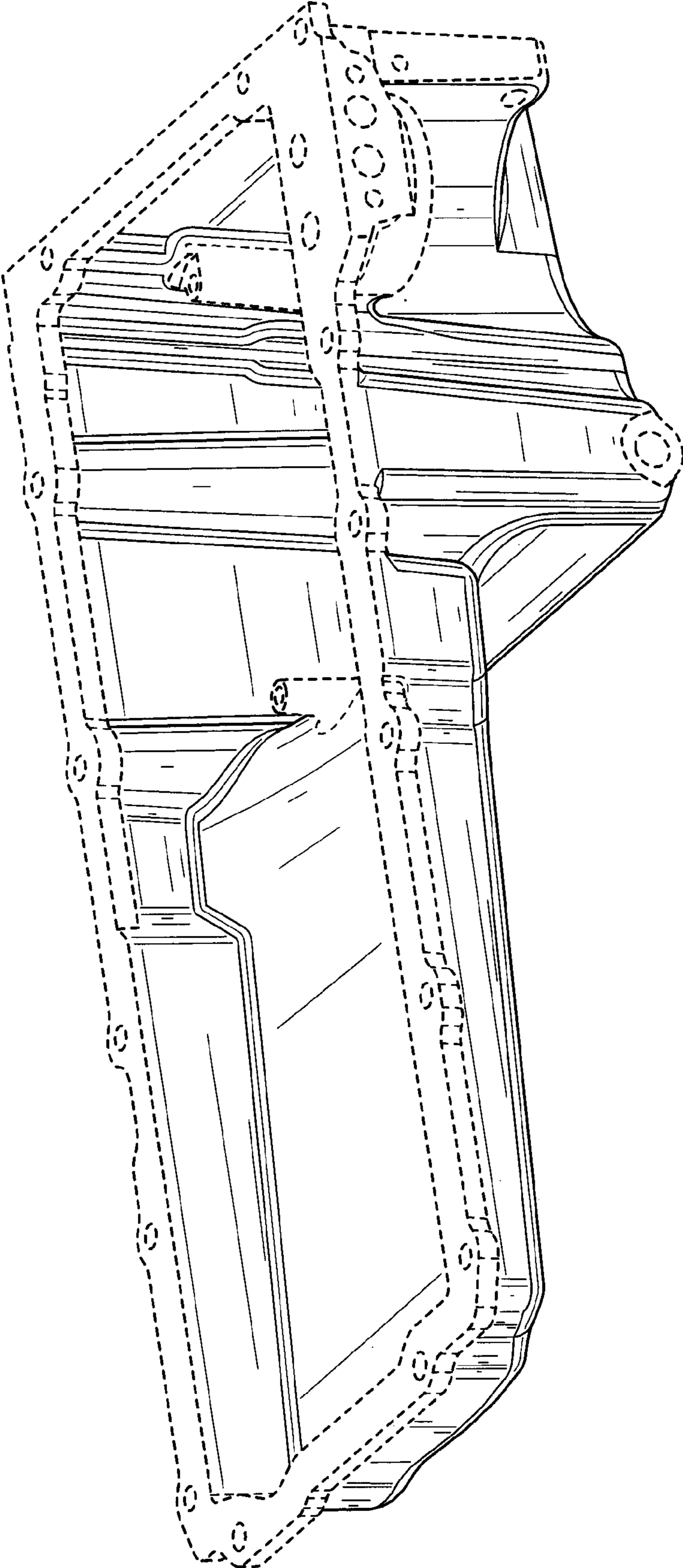


FIG. 1

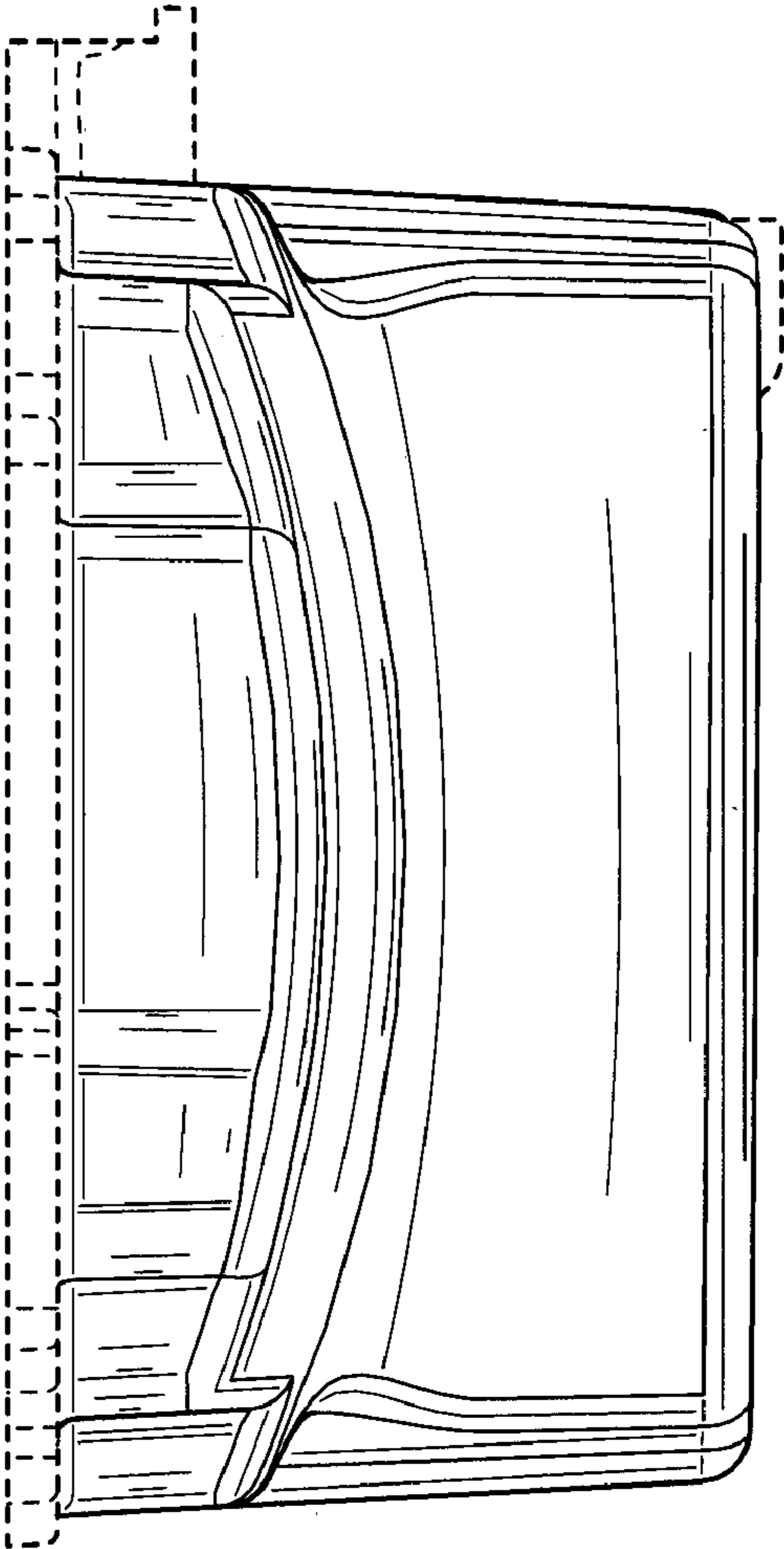


FIG. 2




FIG. 3

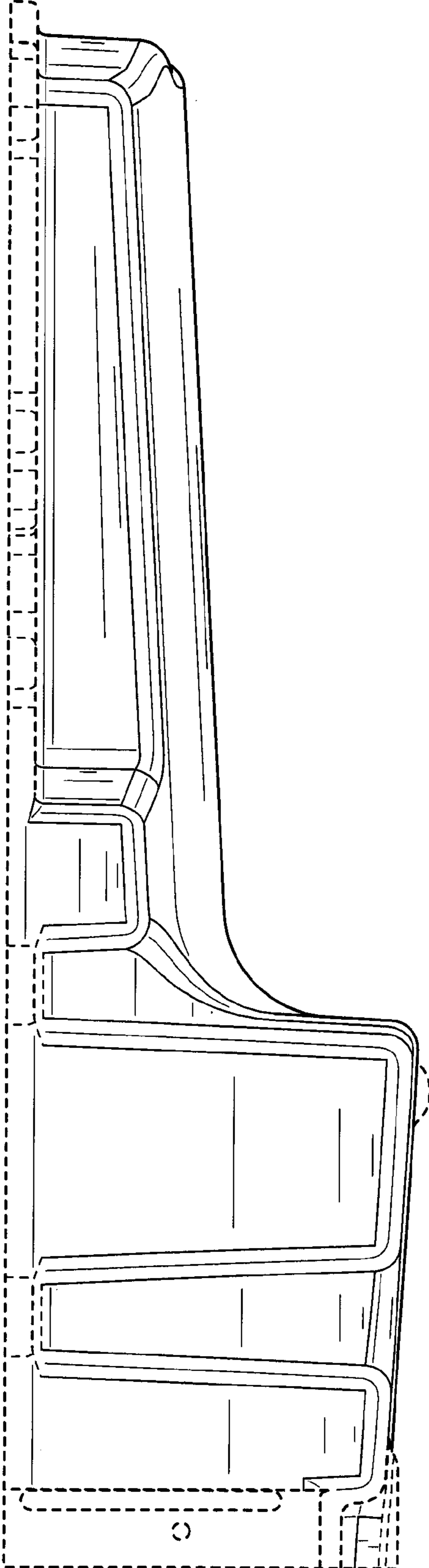


FIG. 4

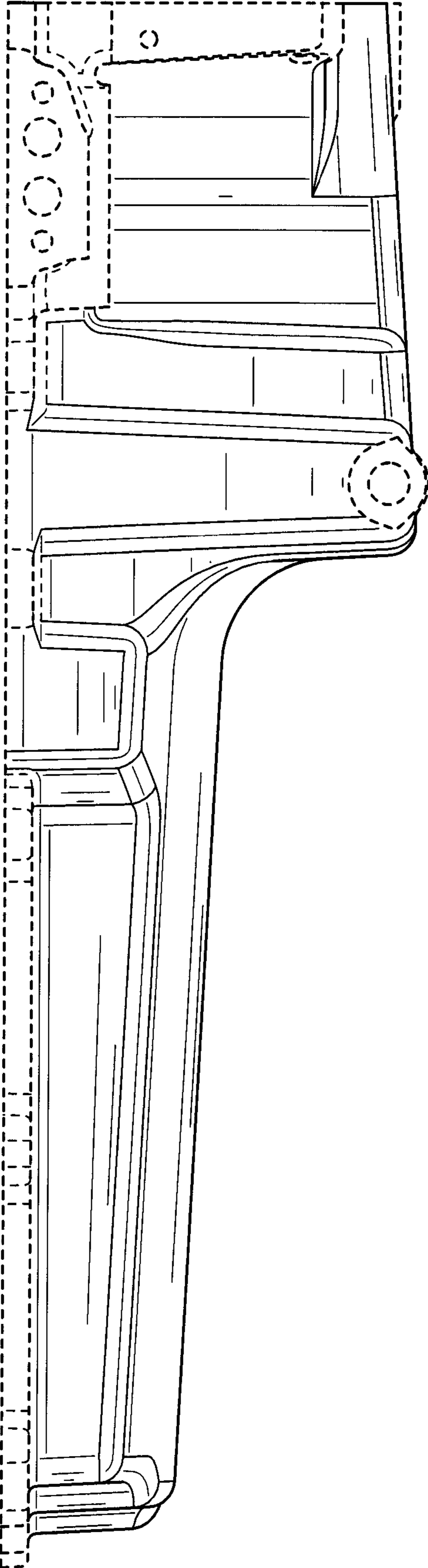


FIG. 5




FIG. 6




FIG. 7