

US00D660888S

(12) **United States Design Patent**  
**Piliguian**

(10) **Patent No.:** **US D660,888 S**

(45) **Date of Patent:** **\*\* May 29, 2012**

(54) **GRINDING AND POLISHING DISC HAVING  
EXTENDING FINS WHICH CREATE AN AIR  
COOLING VORTEX**

D582,445 S *	12/2008	Yanase	.....	D15/126
D624,569 S *	9/2010	Norling	.....	D15/139
D628,217 S *	11/2010	Jespersen	.....	D15/126
D635,599 S *	4/2011	Furseth et al.	.....	D15/139
2008/0191255 A1 *	8/2008	Lee	.....	257/295
2011/0319001 A1 *	12/2011	Eklund	.....	451/548

\* cited by examiner

(76) Inventor: **Raffi Piliguian**, North Hollywood, CA  
(US)

(\*\*) Term: **14 Years**

*Primary Examiner* — Patricia Palasik  
(74) *Attorney, Agent, or Firm* — Thomas I. Rozsa

(21) Appl. No.: **29/408,142**

(57) **CLAIM**

(22) Filed: **Dec. 7, 2011**

The ornamental design for a grinding and polishing disc having extending fins which create an air cooling vortex, as shown.

(51) **LOC (9) Cl.** ..... **15-09**

(52) **U.S. Cl.** ..... **D15/126**

(58) **Field of Classification Search** ..... D8/70;  
D15/126, 138, 139; 83/589, 663, 676; 451/548-551  
See application file for complete search history.

**DESCRIPTION**

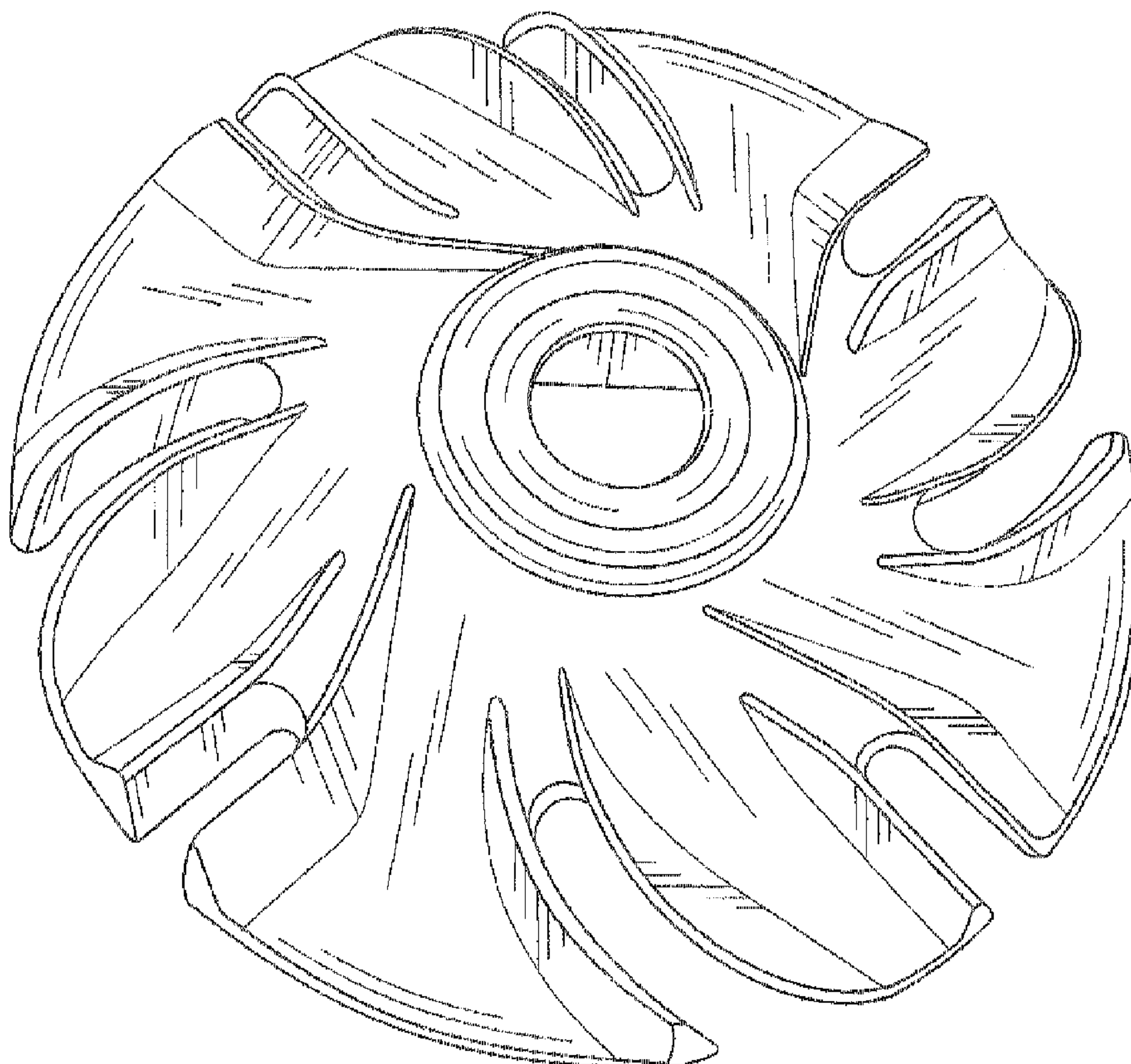
(56) **References Cited**

FIG. 1 is a front-side perspective view of the grinding and polishing disc having extending fins which create an air cooling vortex, showing my new design;  
FIG. 2 is a rear-side perspective view thereof;  
FIG. 3 is a top view thereof;  
FIG. 4 is a bottom view thereof;  
FIG. 5 is a left side view thereof;  
FIG. 6 is a right side view thereof;  
FIG. 7 is a front view thereof; and,  
FIG. 8 is rear view thereof.

U.S. PATENT DOCUMENTS

6,354,347 B1 *	3/2002	Brewer	.....	144/218
D474,666 S *	5/2003	Jeong et al.	.....	D8/70
D541,124 S *	4/2007	Popov	.....	D8/70
D548,757 S *	8/2007	Ruan	.....	D15/126
D549,746 S *	8/2007	Popov	.....	D15/126
D579,296 S *	10/2008	Popov	.....	D8/70

**1 Claim, 6 Drawing Sheets**



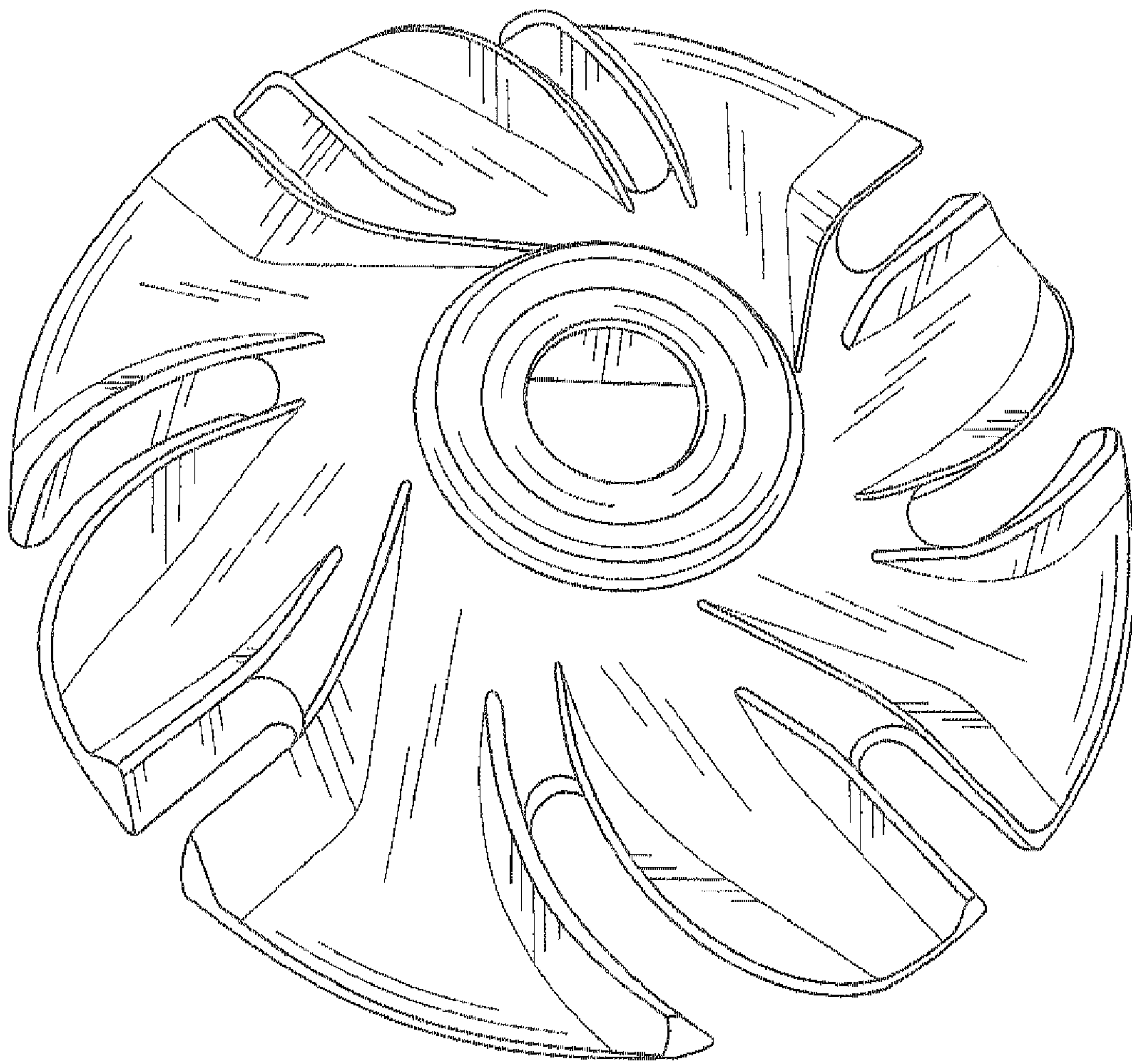


FIG. 1



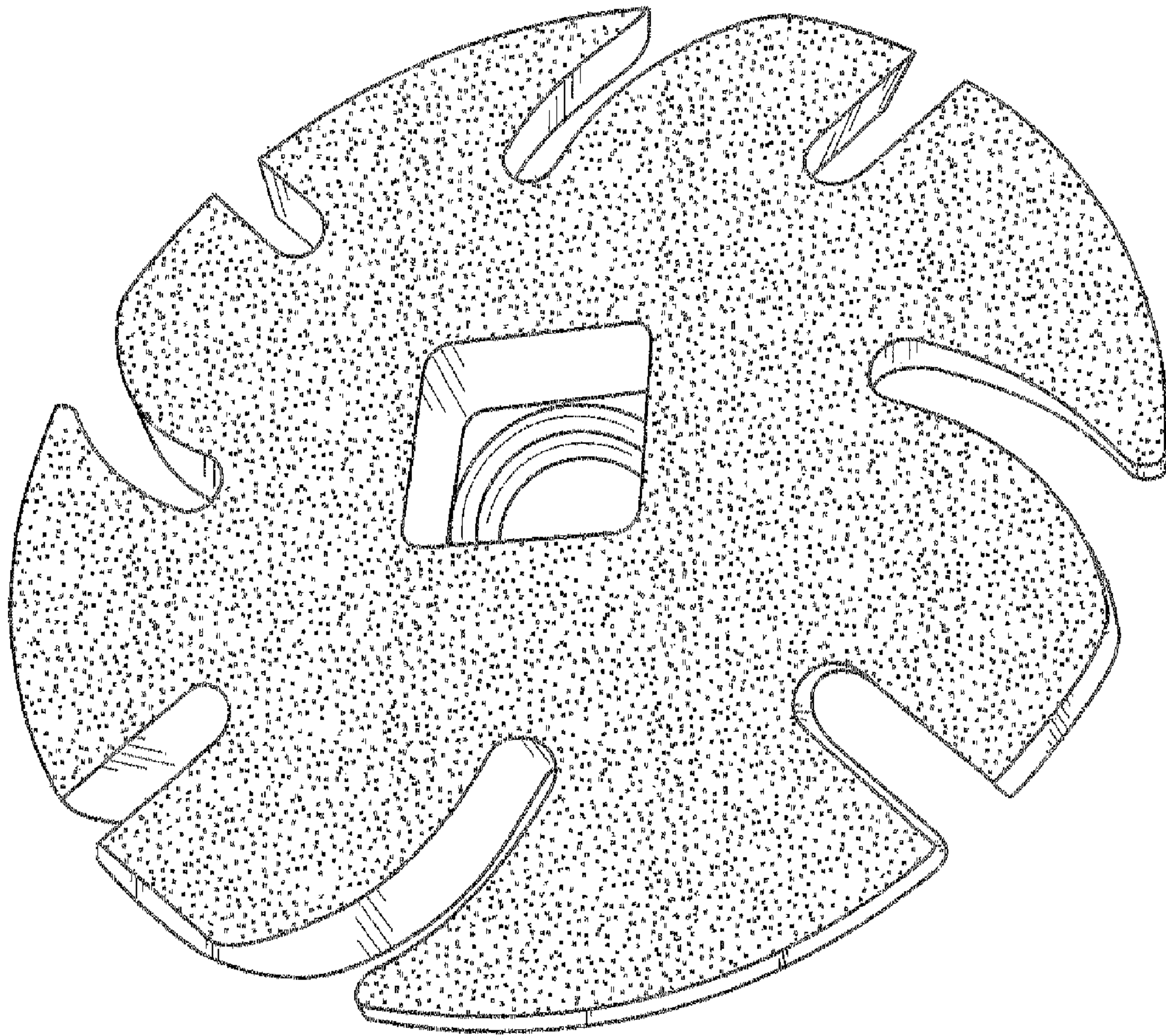


FIG. 2




FIG. 3

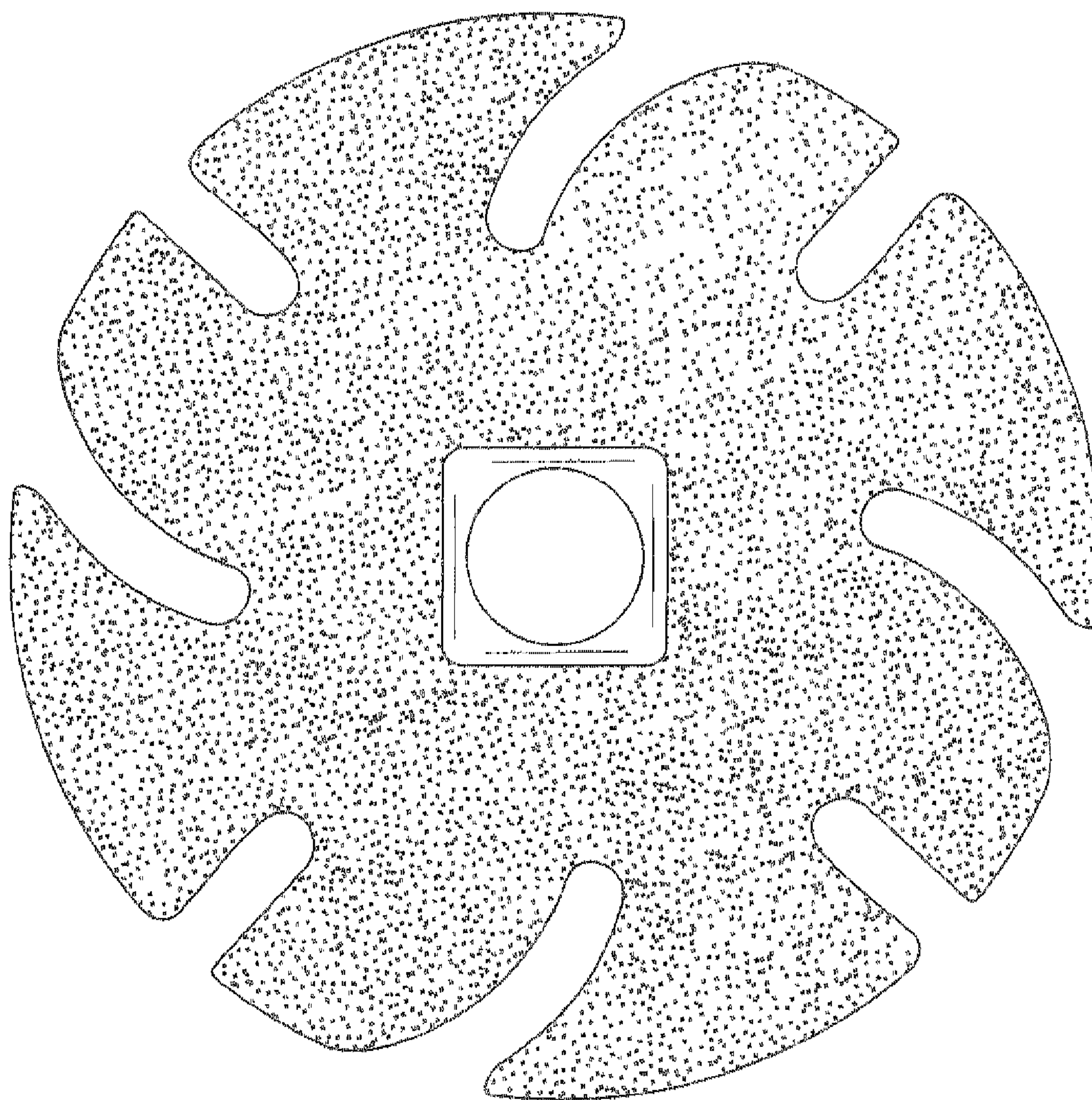


FIG. 4



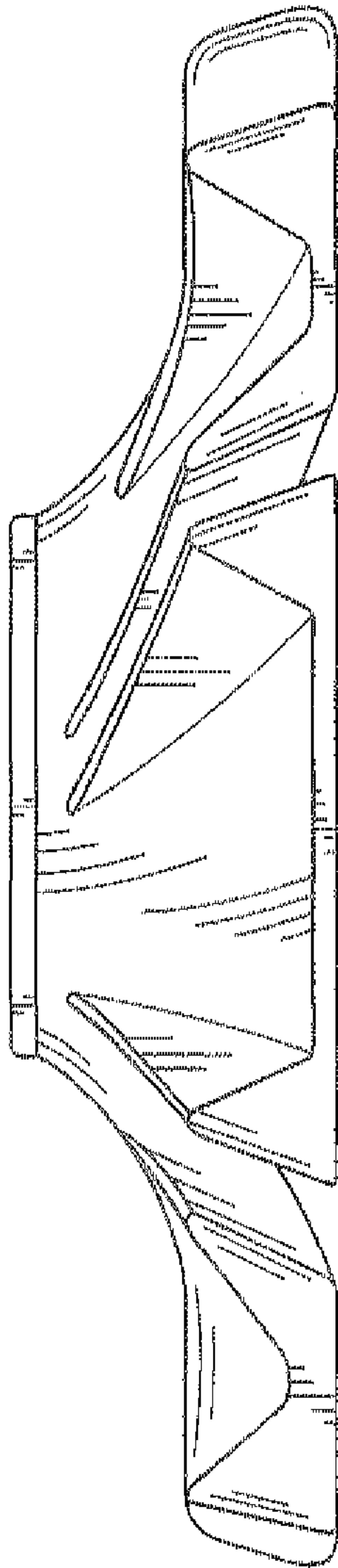


FIG. 6




FIG. 5

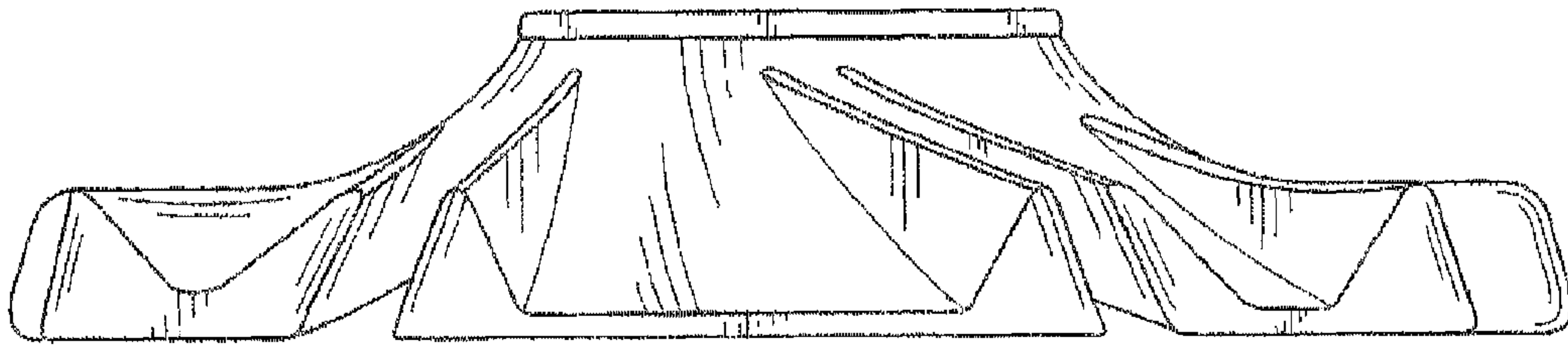


FIG. 7

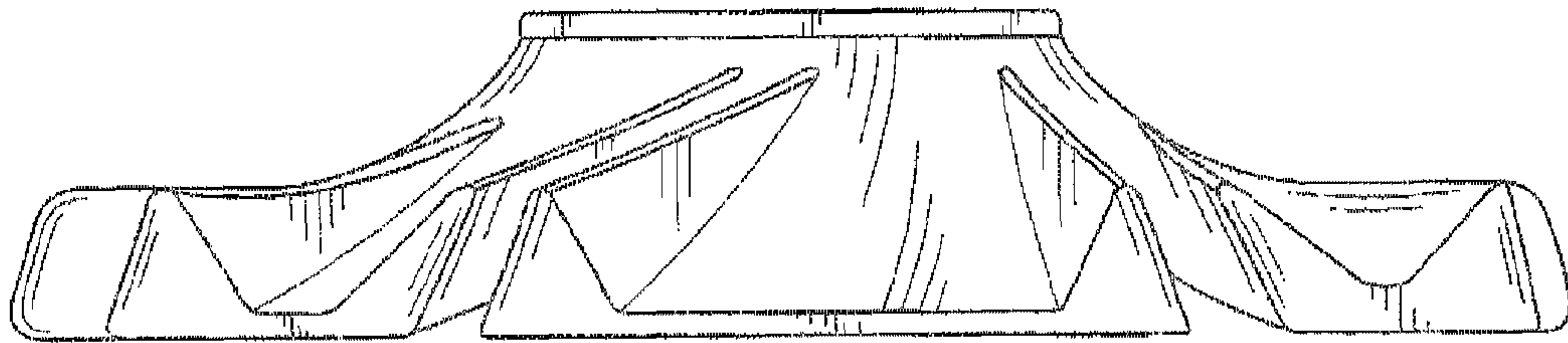


FIG. 8