



US00D660857S

(12) **United States Design Patent**
Emami

(10) **Patent No.:** **US D660,857 S**

(45) **Date of Patent:** **** May 29, 2012**

(54) **MEMORY STICK**

(76) Inventor: **Arman Emami**, Berlin (DE)

(**) Term: **14 Years**

(21) Appl. No.: **29/362,821**

(22) Filed: **Jun. 1, 2010**

(30) **Foreign Application Priority Data**

Dec. 4, 2009 (DE) 40 2009 005 893

Mar. 16, 2010 (DE) 40 2010 001 558

(51) **LOC (9) Cl.** **14-02**

(52) **U.S. Cl.** **D14/480.3; D8/395; D11/201**

(58) **Field of Classification Search** D14/411,
D14/433, 435.1, 436, 480.1-480.7, 484.1,
D14/137, 155, 203.1-203.8, 240; D3/201,
D3/273; D13/107, 108, 133, 154, 184; 710/300,
710/301; 439/131, 135-147; D8/394, 395;
D11/201, 215; D19/65

See application file for complete search history.

(56) **References Cited**

U.S. PATENT DOCUMENTS

513,772	A *	1/1894	Farmer	24/562
D33,160	S *	9/1900	Kalkbrenner	D11/215
D46,621	S *	11/1914	Schade, Jr.	D8/395
2,177,187	A *	10/1939	Olsen	40/658
D123,855	S *	12/1940	Braun	D11/201
D239,082	S *	3/1976	Manning	D8/383
D310,847	S *	9/1990	Dietz	D19/90
D355,931	S *	2/1995	Levi	D19/65
D424,417	S *	5/2000	Axelsson	D8/394
D434,306	S *	11/2000	Brown	D8/373

D488,449	S *	4/2004	Kuo et al.	D13/154
D491,143	S *	6/2004	Jiang	D14/435.1
7,059,637	B2 *	6/2006	Stewart et al.	281/42
D525,977	S *	8/2006	Yao	D14/436
D541,346	S *	4/2007	Lau	D19/65
D559,903	S *	1/2008	Schwab	D19/9
7,466,556	B2 *	12/2008	Hiew et al.	361/737
7,556,512	B2 *	7/2009	Wu et al.	439/135
D608,631	S *	1/2010	Preminger	D8/395
D631,058	S *	1/2011	Chin et al.	D14/480.7
D636,293	S *	4/2011	Dolce et al.	D11/222
D639,707	S *	6/2011	Caskey et al.	D11/201
2004/0064619	A1 *	4/2004	Liu et al.	710/301
2009/0137294	A1 *	5/2009	Chen	455/575.4
2009/0227144	A1 *	9/2009	Ma	439/620.15
2011/0215444	A1 *	9/2011	Park et al.	257/629

* cited by examiner

Primary Examiner — Karen E Kearney

(74) *Attorney, Agent, or Firm* — Patent Central LLC;
Stephan A. Pendorf


(57) **CLAIM**

The ornamental design for a memory stick, as shown and described.

DESCRIPTION

FIG. 1 is a top, front, right perspective view of a memory stick showing my new design;
FIG. 2 is a top, front, left perspective view thereof;
FIG. 3 is a top view thereof;
FIG. 4 is a rear view thereof;
FIG. 5 is a left side view thereof;
FIG. 6 is a bottom, front, right perspective view thereof; and,
FIG. 7 is a bottom, rear, right perspective view thereof.

1 Claim, 1 Drawing Sheet






Fig. 1

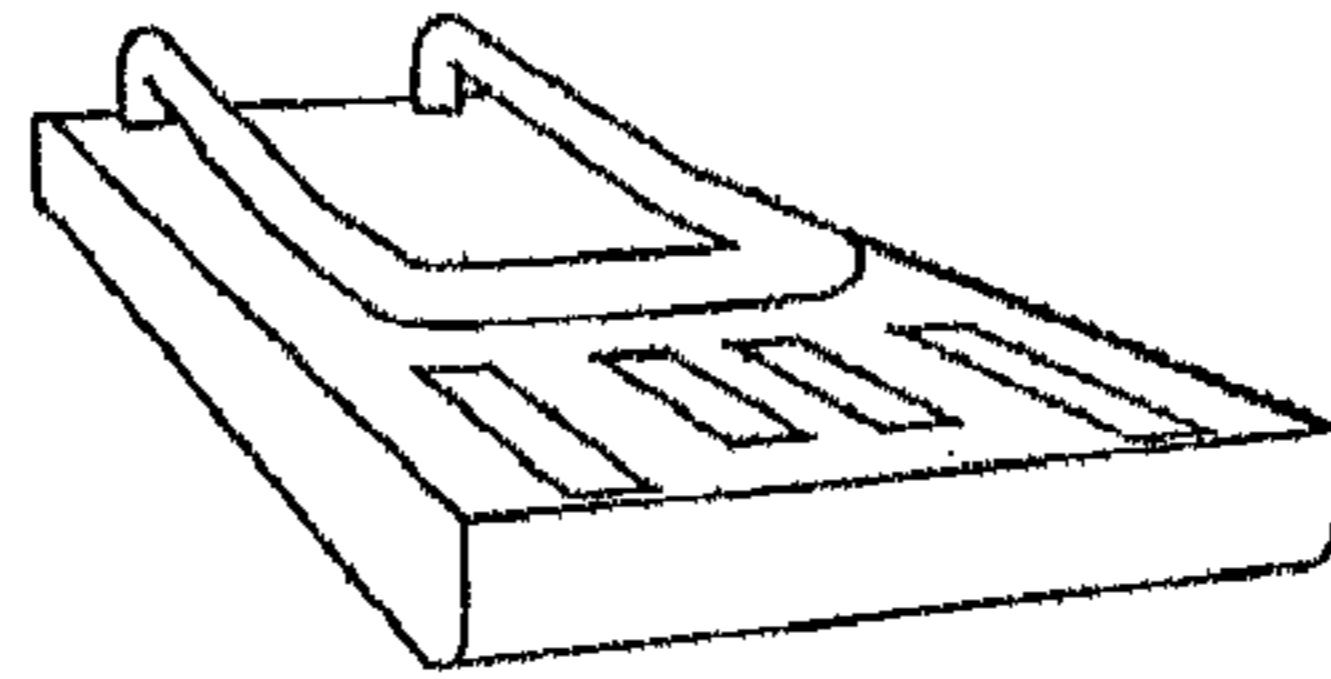


Fig. 2




Fig. 3

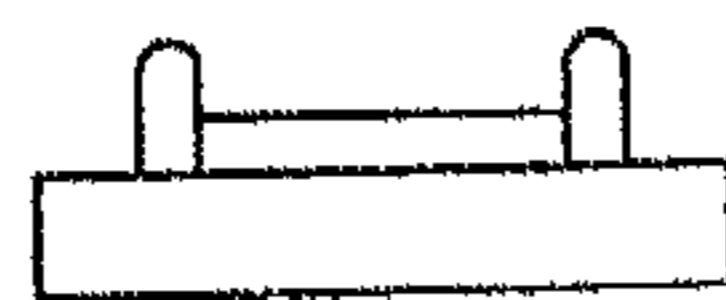


Fig. 4

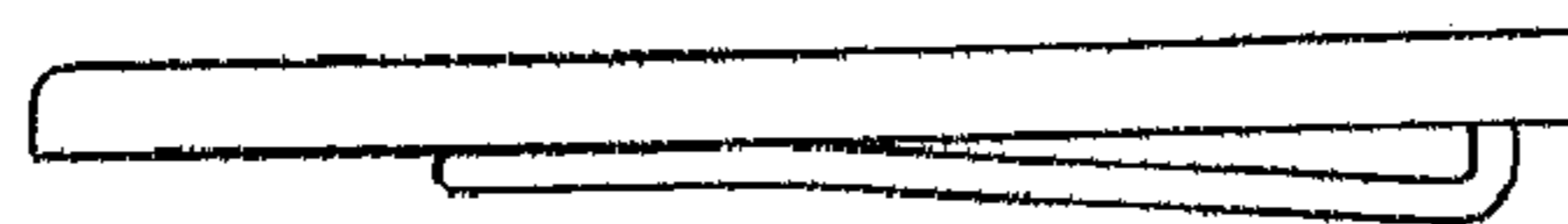


Fig. 5




Fig. 6




Fig. 7