

US00D660839S

(12) **United States Design Patent**
Govindasamy et al.

(10) **Patent No.:** **US D660,839 S**
(45) **Date of Patent:** **** May 29, 2012**

- (54) **WIRELESS NETWORK DEVICE**
- (75) Inventors: **Gururaj Govindasamy**, San Ramon, CA (US); **Thomas Nguyen**, Fremont, CA (US); **Hogan Lew**, Sunnyvale, CA (US); **Onno Harms**, San Jose, CA (US); **Nicholas F. Talesfore**, Campbell, CA (US); **Joseph McArdle**, Cupertino, CA (US)
- (73) Assignee: **Aruba Networks, Inc.**, Sunnyvale, CA (US)

(**) Term: **14 Years**

(21) Appl. No.: **29/381,355**

(22) Filed: **Dec. 17, 2010**

(51) **LOC (9) Cl.** **14-02**

(52) **U.S. Cl.** **D14/358**

(58) **Field of Classification Search** D14/300–302, D14/313, 314, 341, 348–370, 383, 385, 432, D14/435, 436, 496, 125, 135, 137, 155, 240–242, D14/299; D3/201, 273; D18/56; D10/65, D10/75, 78; D13/103, 149, 162, 184, 199; 361/679.31, 679.33, 679.4, 752; 711/100, 711/115

See application file for complete search history.

(56) **References Cited**

U.S. PATENT DOCUMENTS

D75,571 S *	6/1928	Lawrence et al.	D13/184
D307,274 S *	4/1990	Sasaki et al.	D14/243
D320,023 S *	9/1991	Gault	D14/299
D430,563 S *	9/2000	Chen	D14/301
6,147,859 A *	11/2000	Abboud	361/679.39
D437,592 S *	2/2001	DeLeon	D14/242
D445,791 S *	7/2001	Ito et al.	D14/368
D448,353 S *	9/2001	Chang	D14/125
D451,919 S *	12/2001	Abboud	D14/356
D462,954 S *	9/2002	Chen	D14/299
D463,411 S *	9/2002	Stokes et al.	D14/240
D470,464 S *	2/2003	Loiske et al.	D14/125

D471,183 S *	3/2003	Wang et al.	D14/242
D487,079 S *	2/2004	Asawa	D14/242
D508,898 S *	8/2005	Gargani et al.	D14/125
D514,562 S *	2/2006	Lu et al.	D14/356
D518,640 S *	4/2006	Hoofnagle	D3/321
7,256,996 B2 *	8/2007	Egbert et al.	361/695
D583,367 S *	12/2008	Chen	D14/240
D596,173 S *	7/2009	Arfin	D14/307
D597,543 S *	8/2009	Urban	D14/356
D625,719 S *	10/2010	Carroll et al.	D14/356
D627,345 S *	11/2010	Govindasamy et al.	D14/356
2003/0081377 A1 *	5/2003	Lin	361/683
2007/0018067 A1 *	1/2007	Huang	248/346.03

* cited by examiner

Primary Examiner — Karen E Kearney

(74) *Attorney, Agent, or Firm* — Blakely, Sokoloff, Taylor & Zafman LLP

(57) **CLAIM**

We claim the ornamental design for a wireless network device, substantially as shown and described.

DESCRIPTION

FIG. 1 is a rear, left and top perspective view of a wireless network device in accordance with the present design.

FIG. 2 is a top view of the wireless network device shown in FIG. 1.

FIG. 3 is a bottom view of the wireless network device shown in FIG. 1.

FIG. 4 is a front view of the wireless network device shown in FIG. 1.

FIG. 5 is a rear view of the wireless network device shown in FIG. 1.

FIG. 6 is a right side view of the wireless network device shown in FIG. 1; and,

FIG. 7 is a left side view of the wireless network device shown in FIG. 1.

The broken line showings in FIG. 3 are included for the purpose of illustrating unclaimed portions of the wireless network device and form no part of the claimed design.

1 Claim, 4 Drawing Sheets

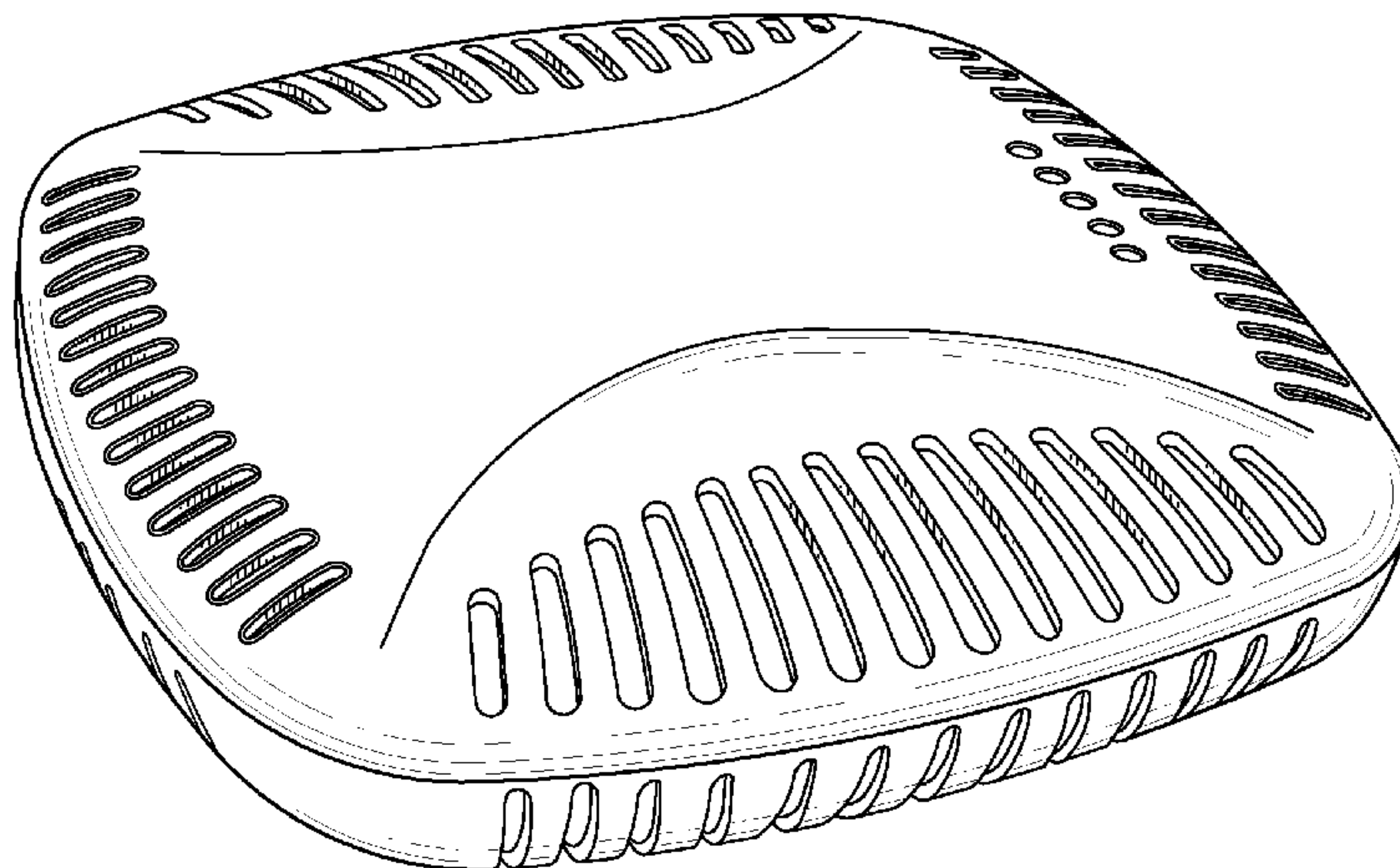


FIG. 1

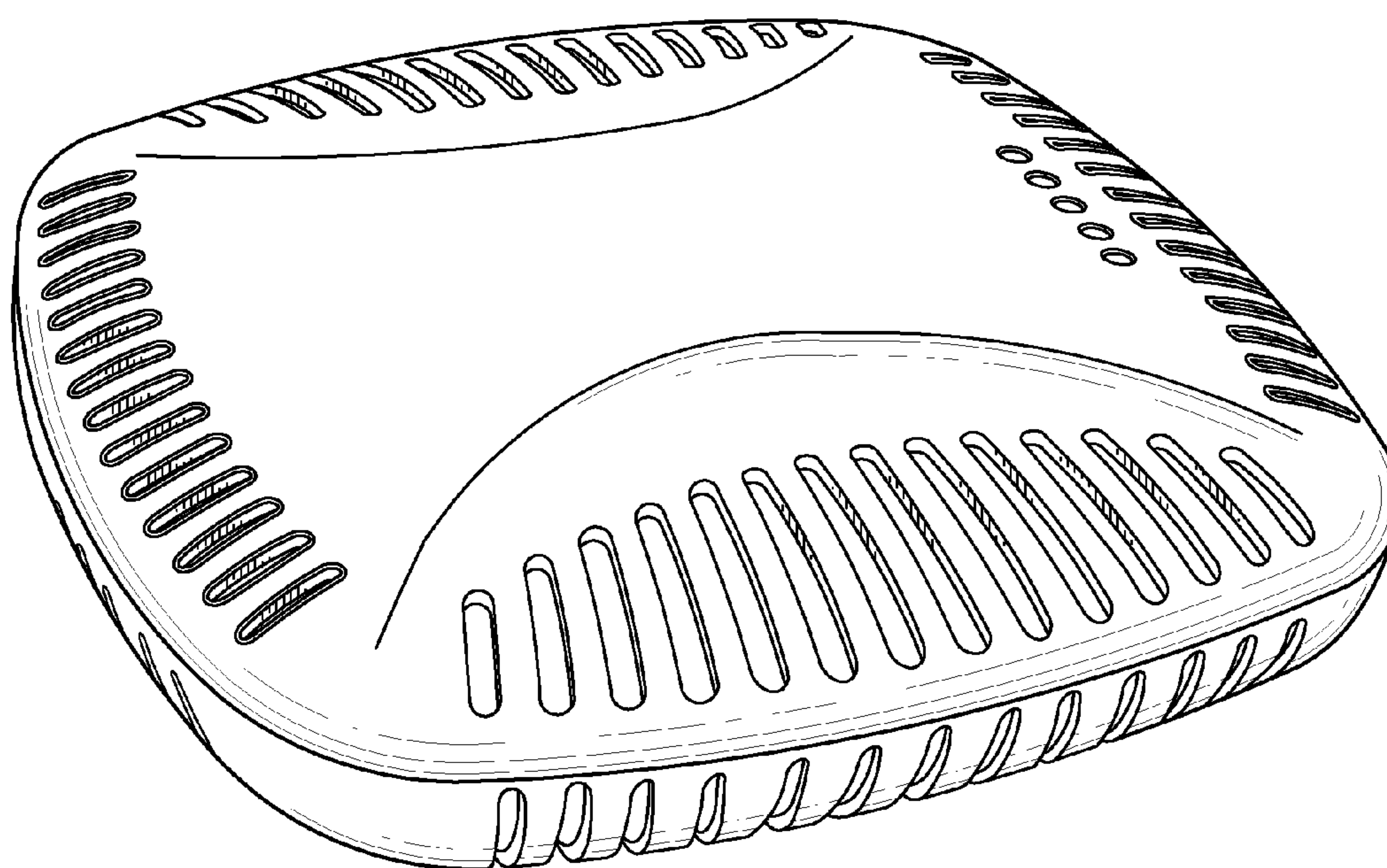


FIG. 2

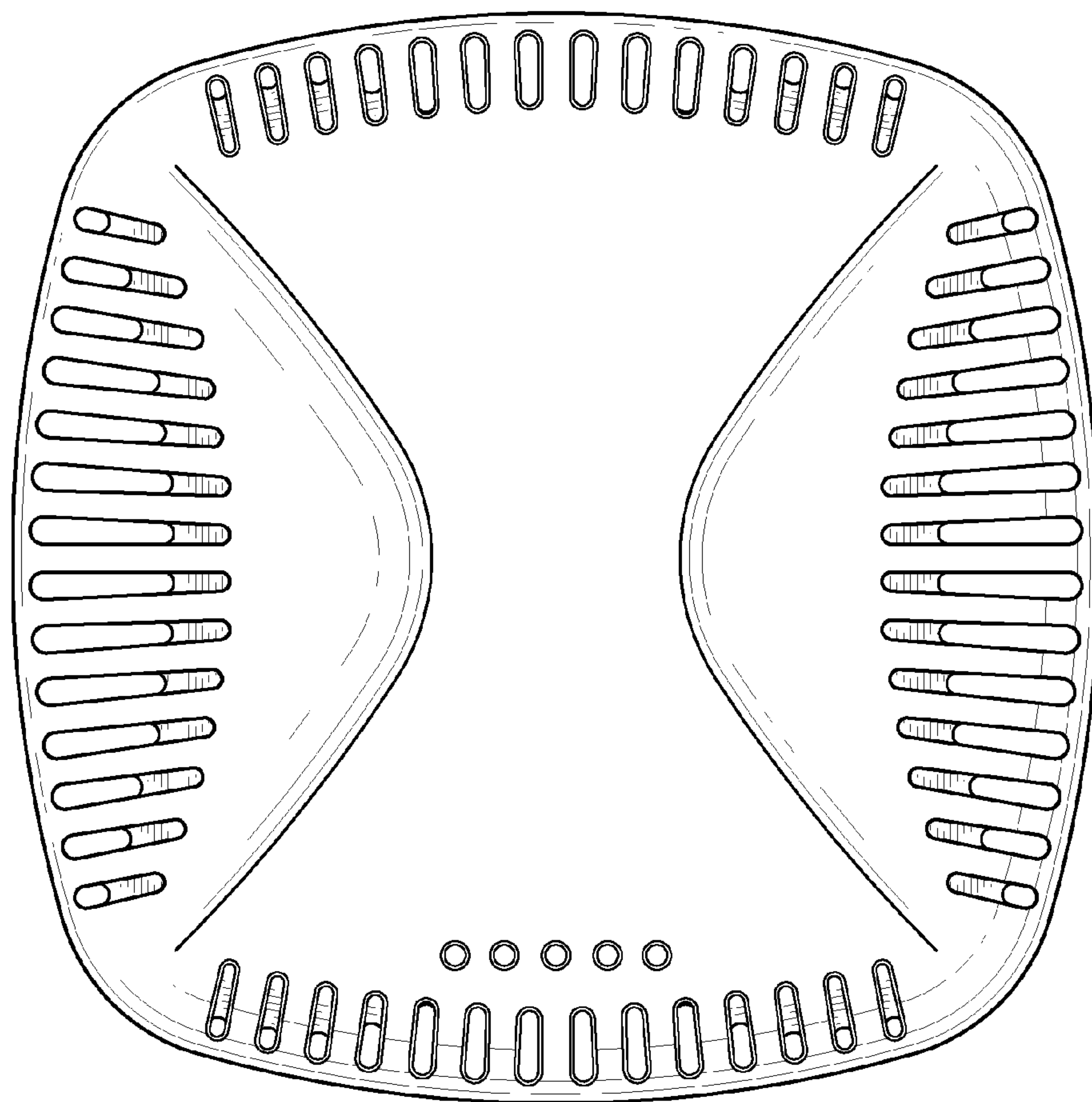


FIG. 3

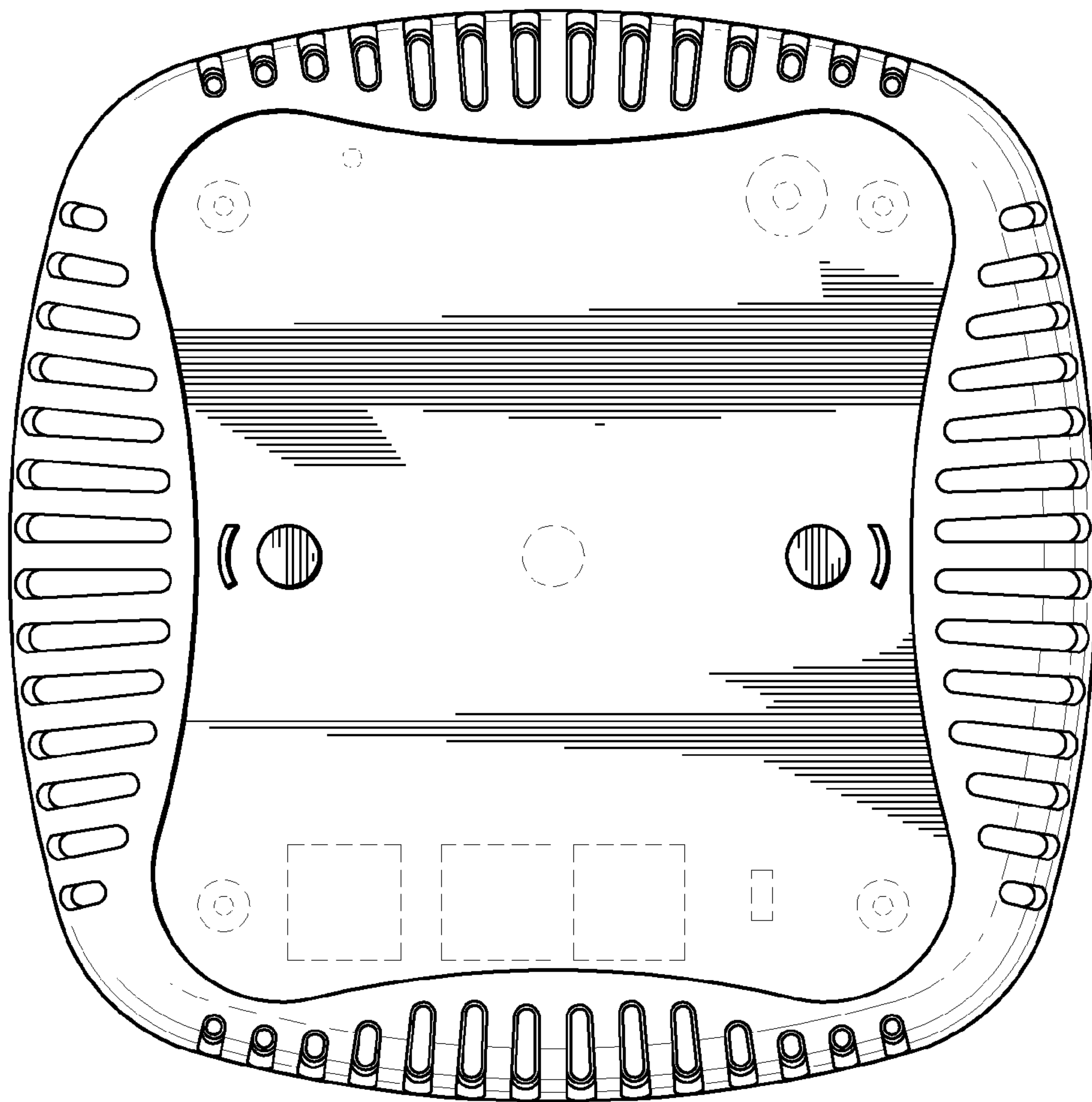


FIG. 4

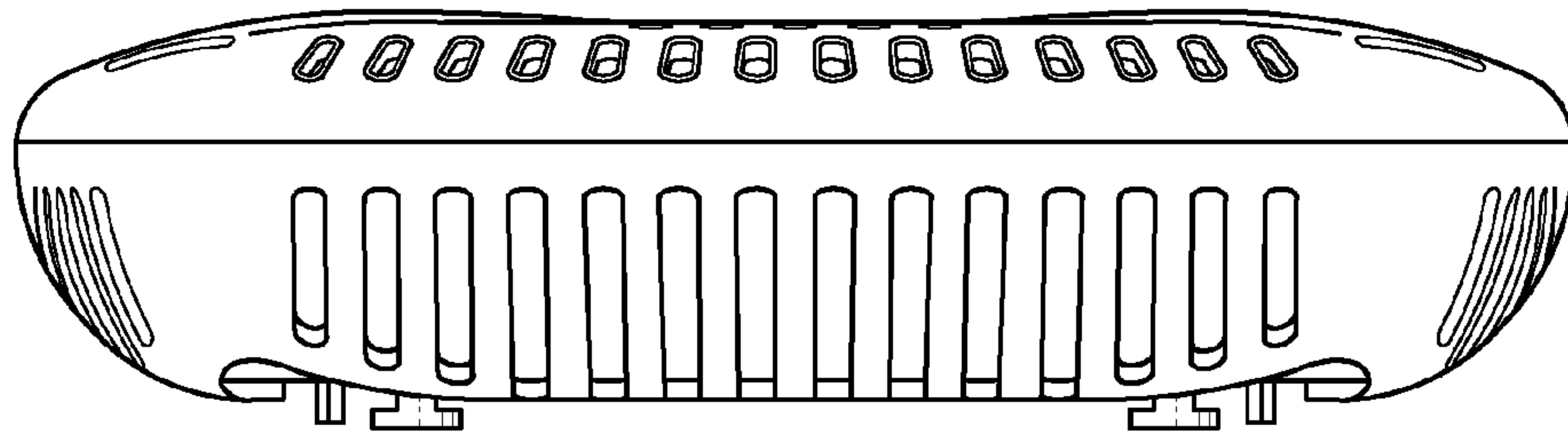


FIG. 5

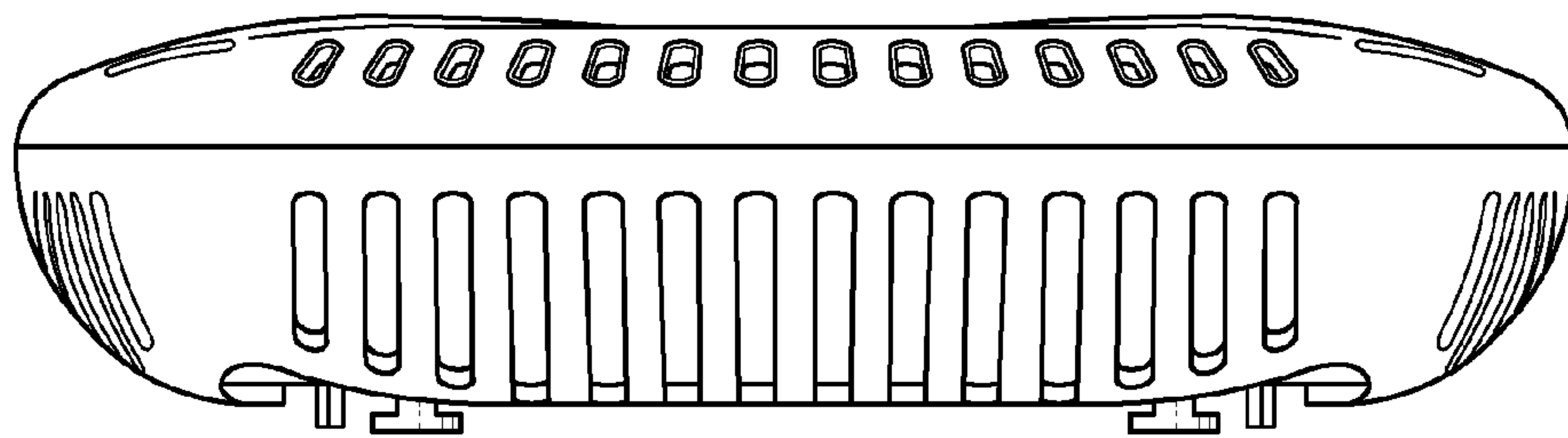


FIG. 6

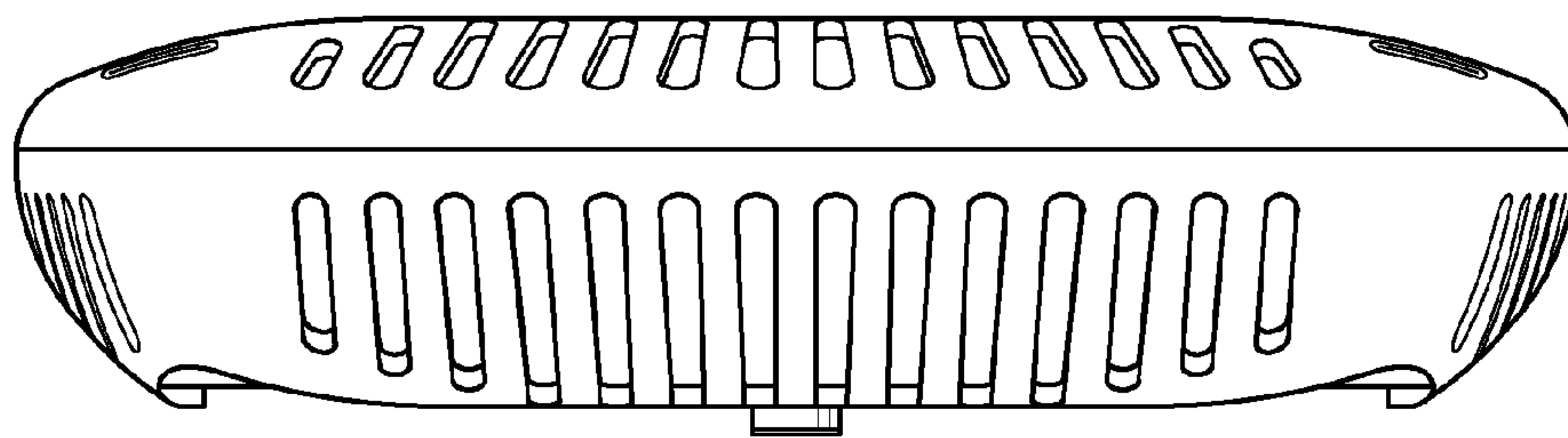


FIG. 7

