

US00D660819S

(12) **United States Design Patent**  
**Chen et al.**

(10) **Patent No.:** **US D660,819 S**

(45) **Date of Patent:** **\*\* May 29, 2012**

(54) **DOOR INTERCOM**

(75) Inventors: **Ren-Peng Chen**, Taipei (TW); **Ke-Rong Lin**, Taipei (TW)

(73) Assignee: **AmRoad Technology Inc.** (TW)

(\*\*) Term: **14 Years**

(21) Appl. No.: **29/410,064**

(22) Filed: **Jan. 4, 2012**

(51) **LOC (9) Cl.** ..... **14-03**

(52) **U.S. Cl.** ..... **D14/159**

(58) **Field of Classification Search** ..... D14/162,  
D14/159, 130, 158, 142; D13/177; 713/182;  
455/575.2; 379/176, 167.14, 167.05, 156,  
379/155; 348/156; 340/326

See application file for complete search history.

(56) **References Cited**

**U.S. PATENT DOCUMENTS**

D466,882 S *	12/2002	Matsui et al.	.....	D14/159
D491,551 S *	6/2004	Matsui et al.	.....	D14/159
D505,127 S *	5/2005	Yoshida et al.	.....	D14/159
D509,820 S *	9/2005	Yoshida et al.	.....	D14/159
D519,100 S *	4/2006	Shioya et al.	.....	D14/159
D520,488 S *	5/2006	Fabrizi	.....	D14/159

D522,490 S *	6/2006	Yukikado et al.	.....	D14/159
D525,963 S *	8/2006	Yukikado et al.	.....	D14/159
D531,160 S *	10/2006	Yukikado et al.	.....	D14/159
D535,268 S *	1/2007	Holger	.....	D14/130
D553,607 S *	10/2007	Miyamoto et al.	.....	D14/159
D561,733 S *	2/2008	Reeves et al.	.....	D14/159
D561,734 S *	2/2008	Yamada et al.	.....	D14/159
D588,574 S *	3/2009	Takahata	.....	D14/159
D595,260 S *	6/2009	Takahata	.....	D14/159
D618,659 S *	6/2010	Su	.....	D14/159
D620,917 S *	8/2010	Hattori et al.	.....	D14/159

\* cited by examiner

*Primary Examiner* — Austin Murphy

(74) *Attorney, Agent, or Firm* — Roger H. Chu

(57) **CLAIM**

The ornamental design for a door intercom, as shown and described.

**DESCRIPTION**

FIG. 1 is a perspective view of a first embodiment of a door intercom showing our new design;

FIG. 2 is a front elevation view thereof;

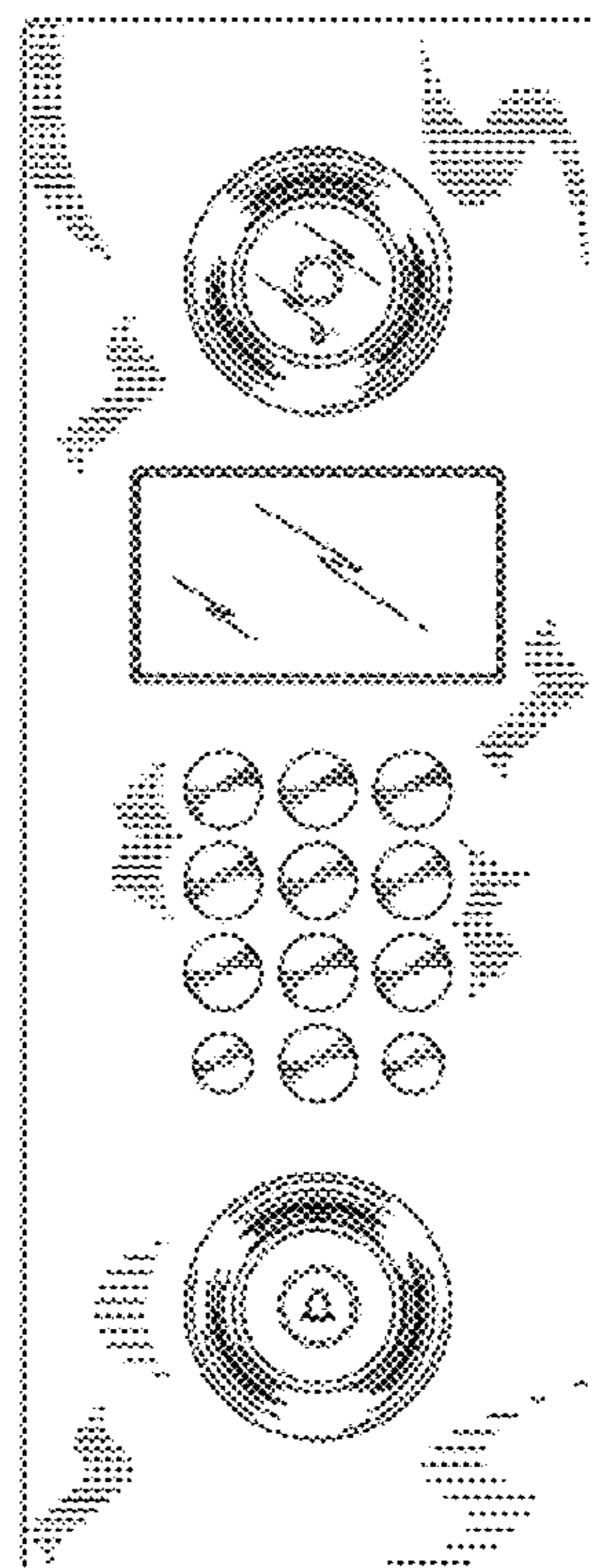

FIG. 3 is a right side elevation view thereof;

FIG. 4 is a left side elevation view thereof;

FIG. 5 is a right side elevation view thereof; and,

FIG. 6 is a top plan view thereof.

**1 Claim, 4 Drawing Sheets**



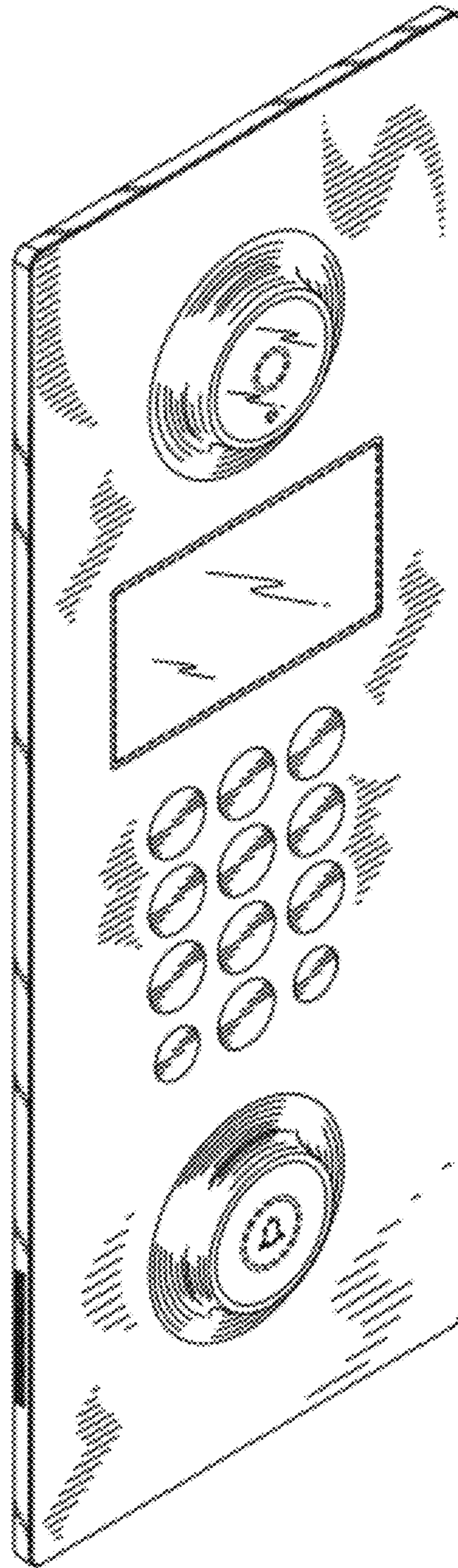


FIG. 1

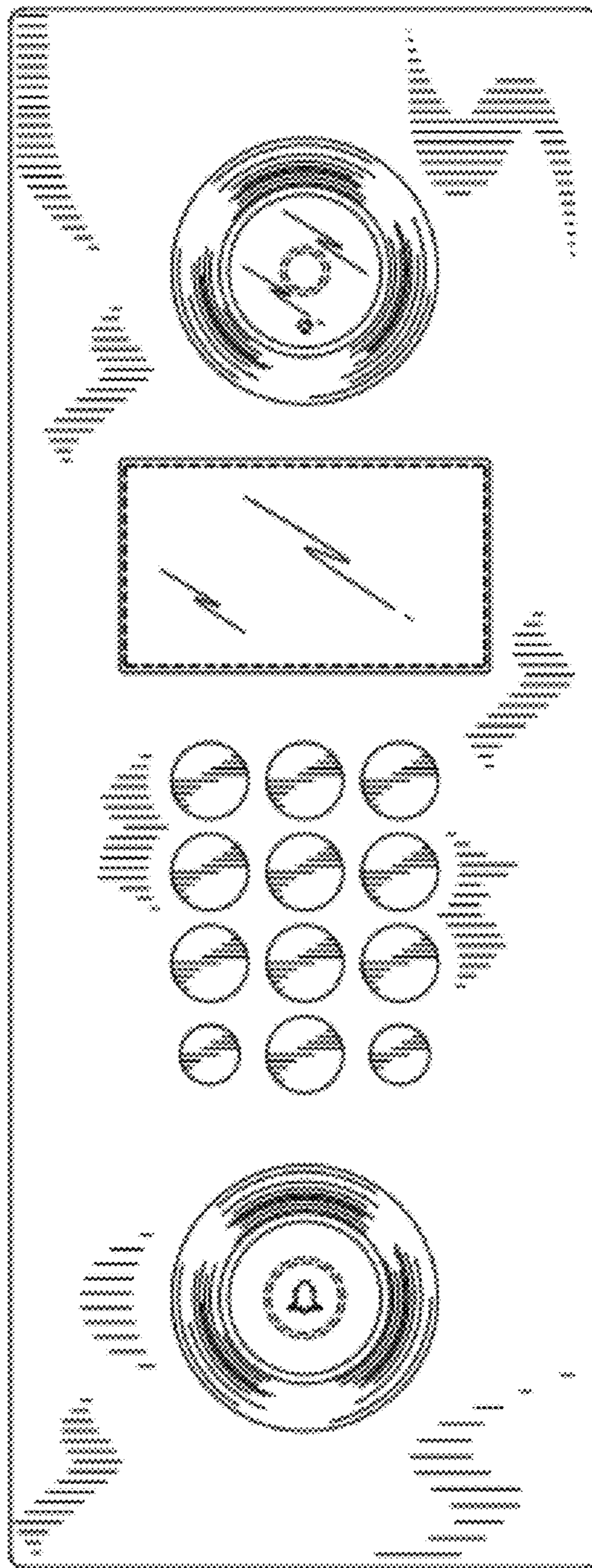


FIG. 2

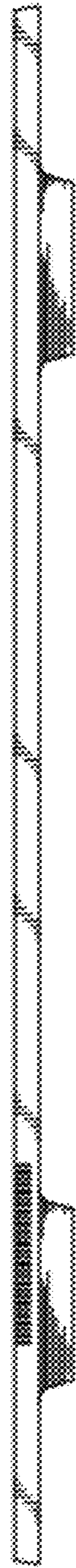


FIG. 3



FIG. 4



FIG. 5



FIG. 6