

US00D660787S

(12) **United States Design Patent**  
**Lambert et al.**

(10) **Patent No.:** **US D660,787 S**

(45) **Date of Patent:** **\*\* May 29, 2012**

(54) **BATTERY**

(75) Inventors: **Stephane Lambert**, Rosemere (CA);  
**Jean Arseneau**, Blainville (CA)

(73) Assignee: **Kangaroo Media, Inc.**, Mirabel, Quebec  
(CA)

(\*\*) Term: **14 Years**

(21) Appl. No.: **29/355,570**

(22) Filed: **Feb. 10, 2010**

(51) **LOC (9) Cl.** ..... **13-02**

(52) **U.S. Cl.** ..... **D13/103**

(58) **Field of Classification Search** ..... D13/102–106,  
D13/110, 118–119, 184, 199; 429/96–100,  
429/163, 176

See application file for complete search history.

(56) **References Cited**

U.S. PATENT DOCUMENTS

D343,381 S *	1/1994	Inukai et al. ....	D13/107
D368,429 S	4/1996	Serio	
5,510,205 A	4/1996	Ozer	
D409,140 S *	5/1999	Endo .....	D13/119
D409,623 S *	5/1999	Bianco .....	D14/240
D439,877 S	4/2001	Vacheron	
D473,186 S	4/2003	Grosfeld	
D480,355 S *	10/2003	Pepin et al. ....	D13/103
D481,995 S	11/2003	Yokota	
D490,370 S	5/2004	Picardo	

D491,137 S *	6/2004	Suzuki .....	D13/103
D503,376 S	3/2005	Suzuki	
D503,922 S	4/2005	Shimizu	
D512,371 S	12/2005	Axelrod	
D516,502 S	3/2006	Small	
D526,957 S	8/2006	Croley	
D528,071 S	9/2006	Croley	
D539,731 S	4/2007	Arseneau	
D550,613 S *	9/2007	Hamasaki .....	D13/103
D601,494 S *	10/2009	Otani et al. ....	D13/103
D601,961 S *	10/2009	Mahaffey et al. ....	D13/123
D614,124 S *	4/2010	Mistyurik .....	D13/103
2004/0058231 A1	3/2004	Takeshita	

\* cited by examiner

*Primary Examiner* — Rosemary K Tarcza

(74) *Attorney, Agent, or Firm* — Vierra Magen Marcus &  
DeNiro LLP

(57) **CLAIM**

The ornamental design for a battery, as shown and described.

**DESCRIPTION**

FIG. 1 is a top perspective view of a battery according to the present design;

FIG. 2 is a first side view thereof;

FIG. 3 is a second side view thereof;

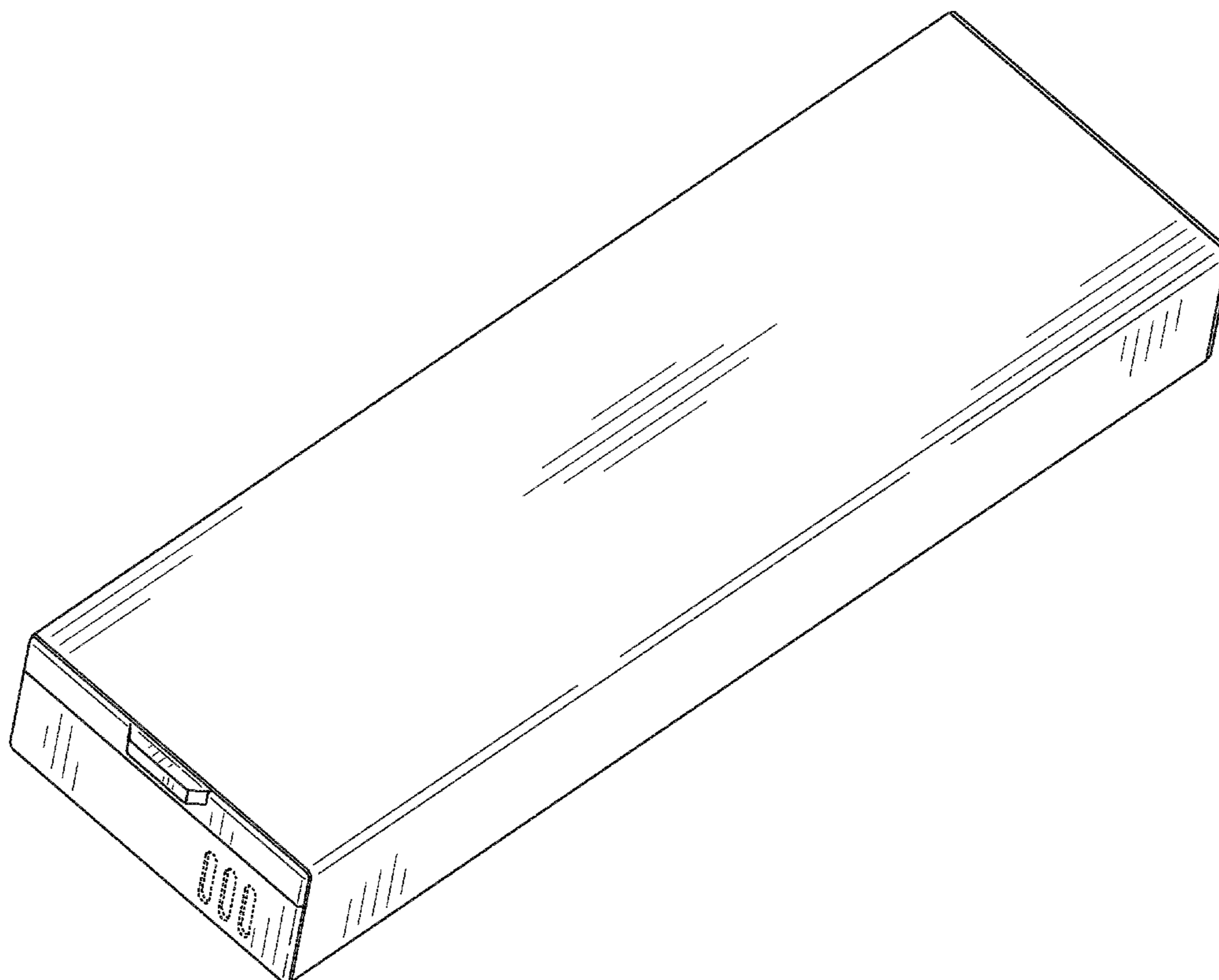
FIG. 4 is a third side view thereof;

FIG. 5 is a fourth side view thereof; and,

FIG. 6 is a bottom view thereof.

The broken lines are for illustrative purposes only and form no part of the claimed design.

**1 Claim, 3 Drawing Sheets**



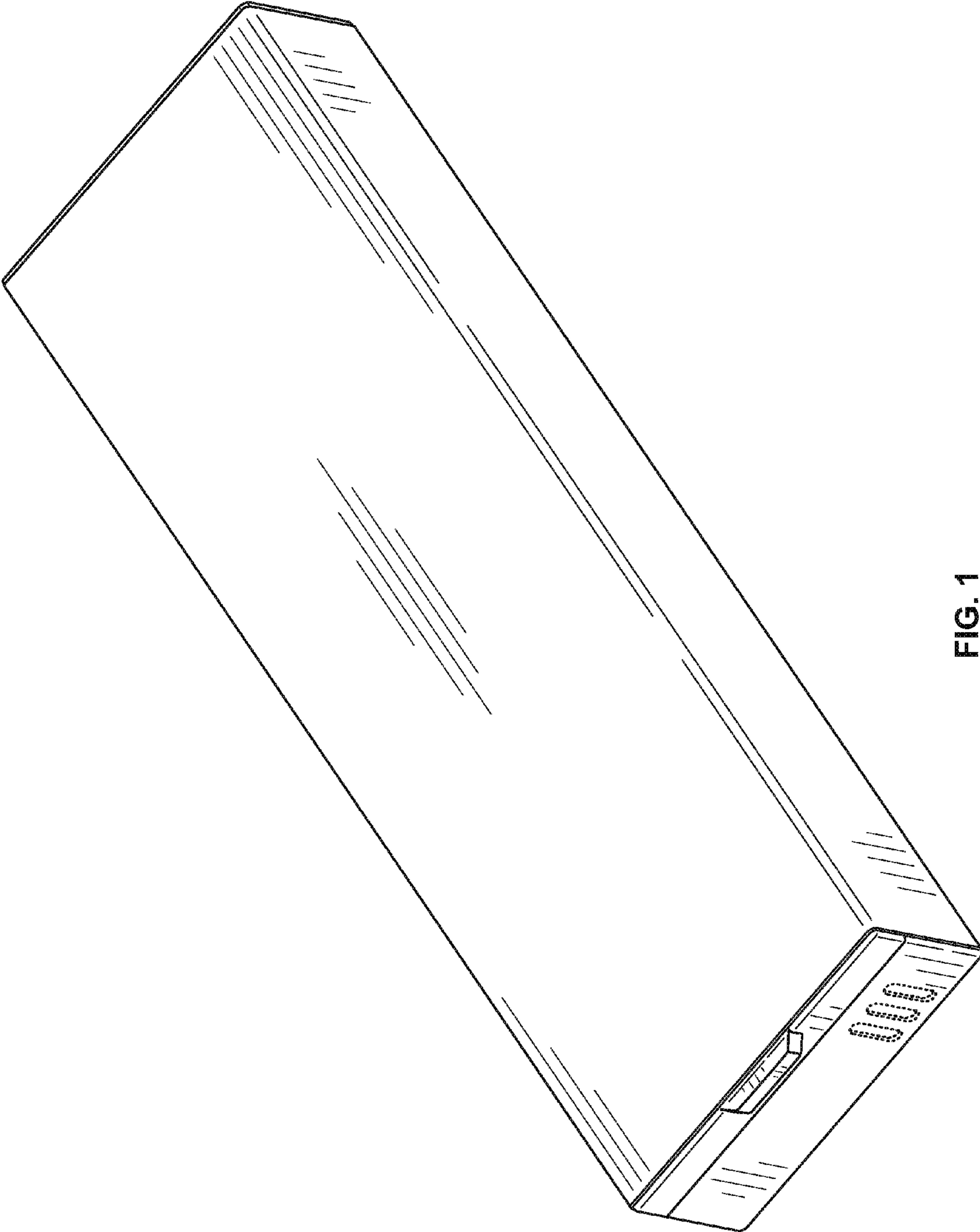


FIG. 1

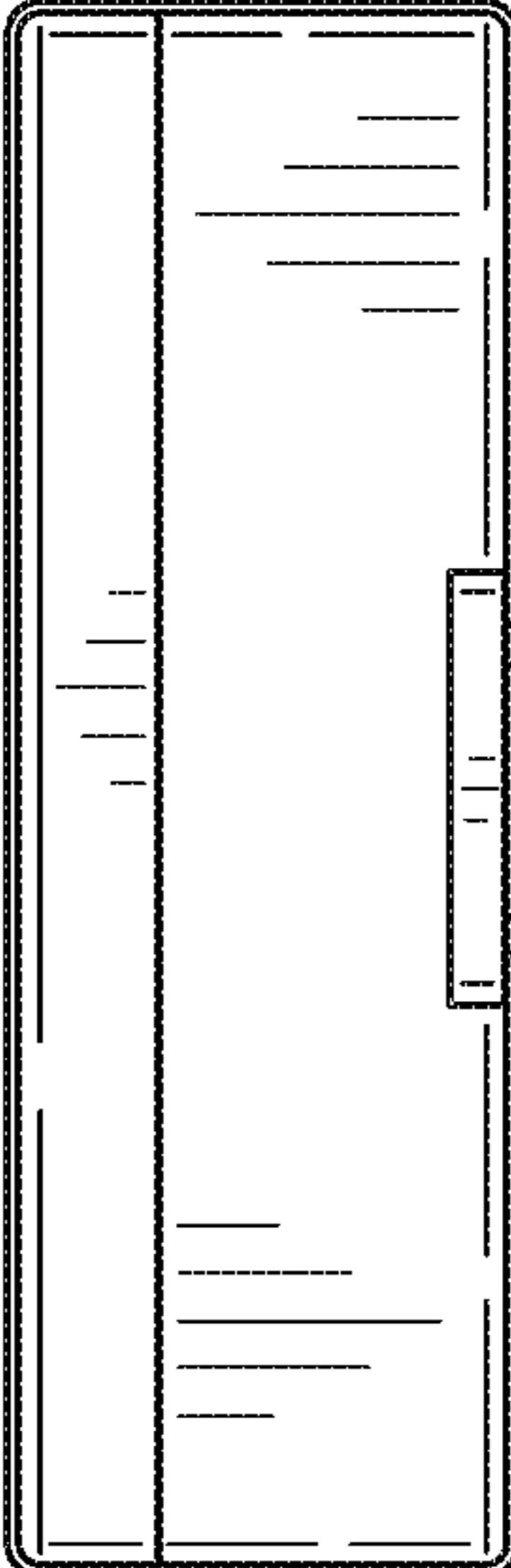


FIG. 2

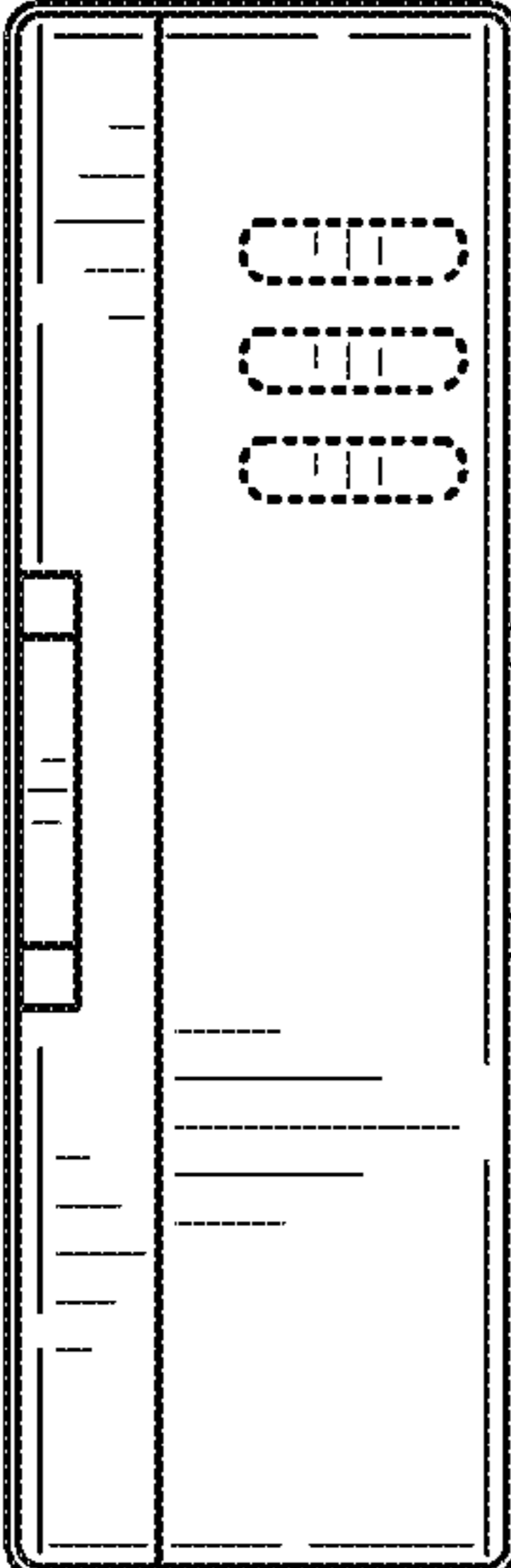


FIG. 3




FIG. 4




FIG. 5




FIG. 6