



US00D660774S

(12) **United States Design Patent**
An et al.

(10) **Patent No.:** **US D660,774 S**

(45) **Date of Patent:** **** May 29, 2012**

(54) **WIPER FOR A VEHICLE**

(75) Inventors: **Jaehyuck An**, Daegu (KR); **Kwanhee Kim**, Daegu (KR); **Jinwan Park**, Daegu (KR)

(73) Assignee: **KCW Corporation**, Daegu (KR)

(**) Term: **14 Years**

(21) Appl. No.: **29/411,479**

(22) Filed: **Jan. 20, 2012**

(30) **Foreign Application Priority Data**

Jan. 3, 2012 (KR) 30-2012-0000255

(51) **LOC (9) Cl.** **12-06**

(52) **U.S. Cl.** **D12/219**

(58) **Field of Classification Search** D12/219-220;
15/246, 247, 250.001, 250.4, 250.361, 250.19,
15/250.48, 250.03, 250.31-250.33, 250.351,
15/250.38, 250.201, 250.451, 250.458, 250.04,
15/250.07, 250.44

See application file for complete search history.

(56) **References Cited**

U.S. PATENT DOCUMENTS

D596,102 S * 7/2009 Kim D12/219
D601,077 S * 9/2009 Kim D12/219
7,587,783 B1 * 9/2009 Lin 15/250.43

D615,918 S * 5/2010 Kim D12/219
D637,132 S * 5/2011 Kim D12/219
2005/0039292 A1 * 2/2005 Boland 15/250.32
2009/0013492 A1 * 1/2009 Henin 15/250.452
2009/0064440 A1 * 3/2009 Boland 15/250.48
2010/0275403 A1 * 11/2010 Jollec 15/250.361

* cited by examiner

Primary Examiner — Caron D Veynar

Assistant Examiner — Katrina A Betton

(74) *Attorney, Agent, or Firm* — Edwards Wildman Palmer LLP

(57) **CLAIM**

The ornamental design for a wiper for a vehicle, as shown and described.

DESCRIPTION

FIG. 1 is a perspective view of a wiper for a vehicle according to the present invention.

FIG. 2 is a front view of the wiper for a vehicle of FIG. 1.

FIG. 3 is a rear view of the wiper for a vehicle of FIG. 1.

FIG. 4 is a left side view of the wiper for a vehicle of FIG. 1.

FIG. 5 is a right side view of the wiper for a vehicle of FIG. 1.

FIG. 6 is a top view of the wiper for a vehicle of FIG. 1.

FIG. 7 is a bottom view of the wiper for a vehicle of FIG. 1.

FIG. 8 is an enlarged perspective view of a central portion of the wiper for a vehicle of FIG. 1.

FIG. 9 is an enlarged left side view of the wiper for a vehicle of FIG. 1; and,

FIG. 10 is an enlarged right side view of the wiper for a vehicle of FIG. 1.

1 Claim, 10 Drawing Sheets



FIG. 1

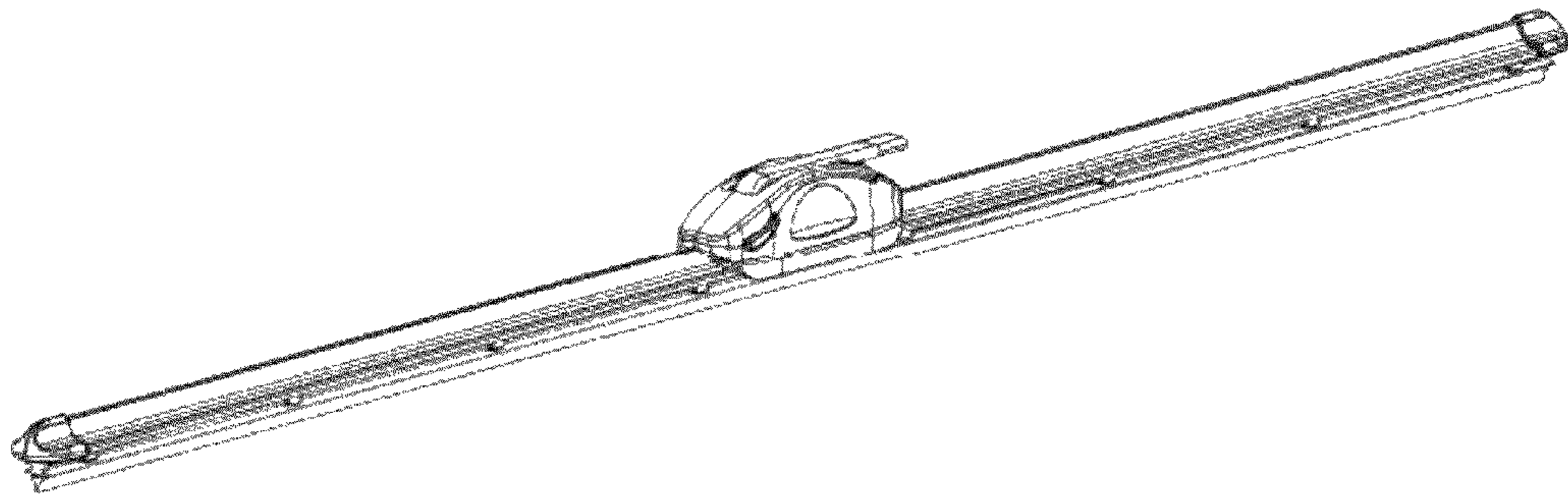


FIG. 2




FIG. 3



FIG. 4

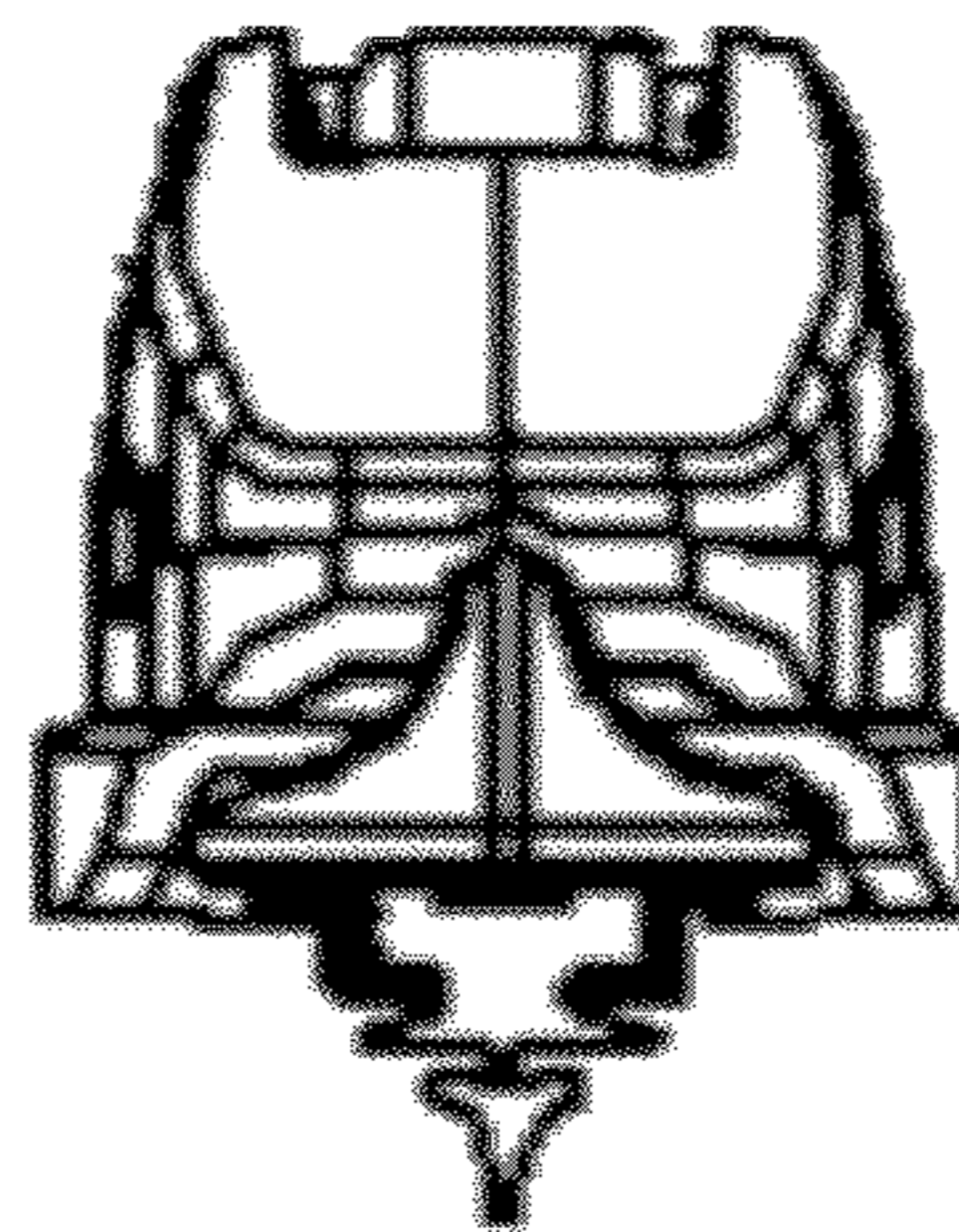


FIG. 5




FIG. 6

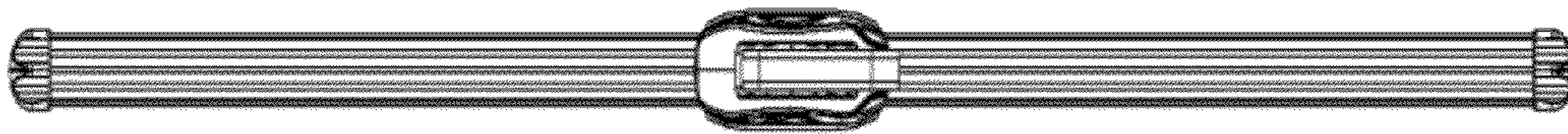


FIG. 7

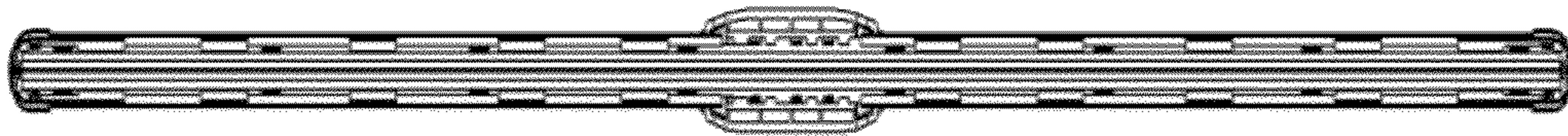


FIG. 8

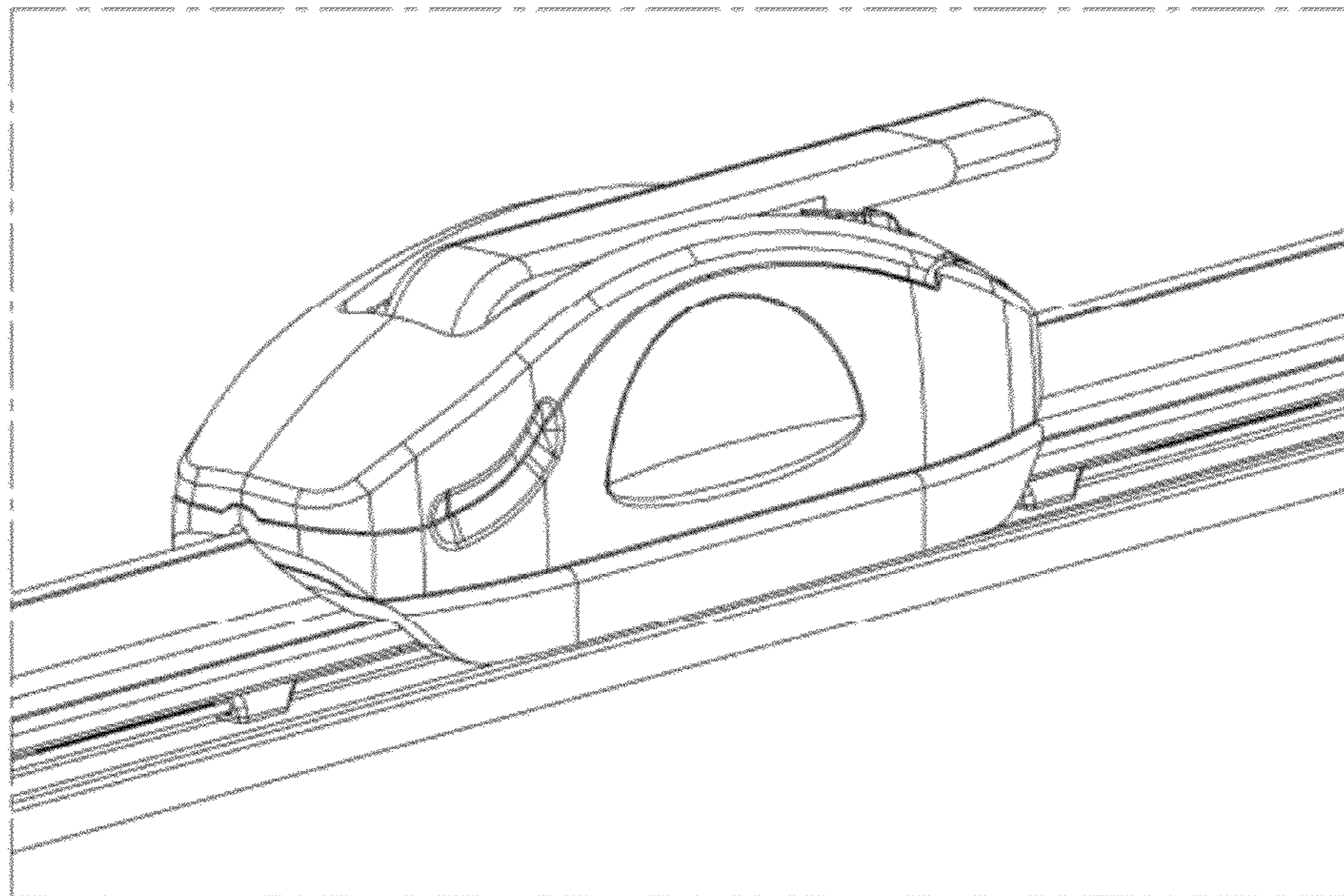


FIG. 9

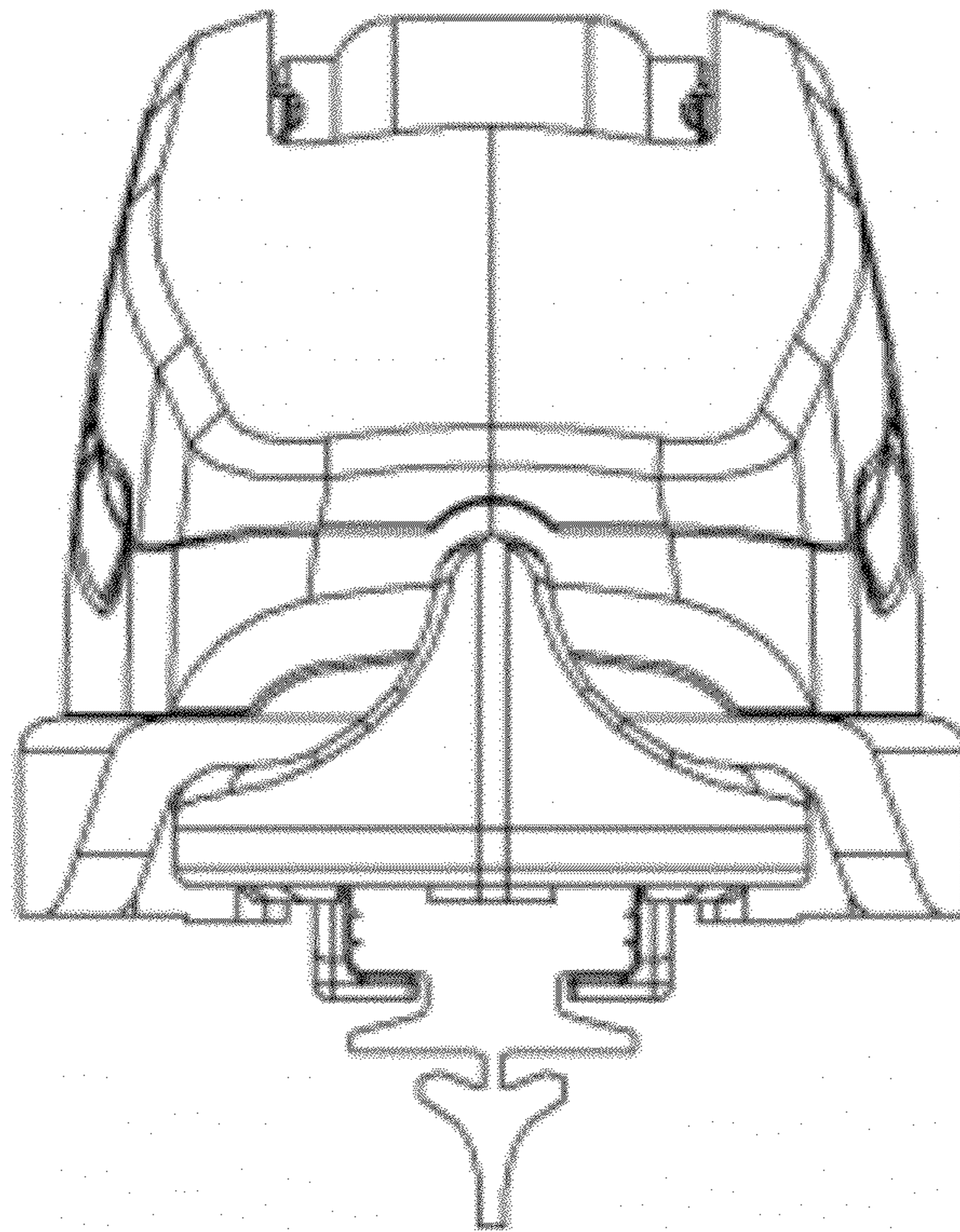


FIG. 10

