



US00D660771S

(12) **United States Design Patent**  
**Mueller-Stolz**

(10) **Patent No.:** **US D660,771 S**

(45) **Date of Patent:** **\*\* May 29, 2012**

(54) **WHEEL OR WHEEL COVER**

(75) Inventor: **Dirk Mueller-Stolz**, Munich (DE)

(73) Assignee: **Bayerische Motoren Werke Aktiengesellschaft**, Munich (DE)

(\*\*) Term: **14 Years**

(21) Appl. No.: **29/401,763**

(22) Filed: **Sep. 15, 2011**

(30) **Foreign Application Priority Data**

Mar. 16, 2011 (DE) ..... 40 2011 001 500

(51) **LOC (9) Cl.** ..... **12-16**

(52) **U.S. Cl.** ..... **D12/211**

(58) **Field of Classification Search** ..... D12/204-213;  
301/37.101, 64.101, 65, 64.201

See application file for complete search history.

(56) **References Cited**

**U.S. PATENT DOCUMENTS**

D449,028 S	10/2001	Weidhase	
D474,440 S *	5/2003	Oh	D12/211
D506,172 S *	6/2005	Pfeiffer	D12/211
D515,494 S *	2/2006	Laengerer	D12/211
D543,493 S *	5/2007	Kim	D12/209
D585,352 S *	1/2009	Scheu	D12/211
D601,075 S	9/2009	Szavits	
D604,685 S *	11/2009	Zhou et al.	D12/211
D613,227 S	4/2010	Mueller-Stolz	
D621,771 S *	8/2010	Truebsbach	D12/211
D625,243 S *	10/2010	Holstein	D12/211
D628,527 S	12/2010	Faghihzadeh	

D641,678 S *	7/2011	Elmitt	D12/209
D641,680 S *	7/2011	Laengerer	D12/211
D643,794 S *	8/2011	Elmitt	D12/211

**FOREIGN PATENT DOCUMENTS**

DE	49909281.3	2/2000
EM	000511639-0002	6/2006
EM	001104913-0002	4/2009
EM	001598277-0013	1/2010
EM	001772922-0009	10/2010
EM	001693599-0004	6/2011

\* cited by examiner

*Primary Examiner* — Stacia Cadmus

(74) *Attorney, Agent, or Firm* — Crowell & Moring LLP

(57) **CLAIM**

The ornamental design for a wheel or wheel cover, as shown and described.

**DESCRIPTION**

This application contains subject matter related to the following co-pending U.S. design patent application:

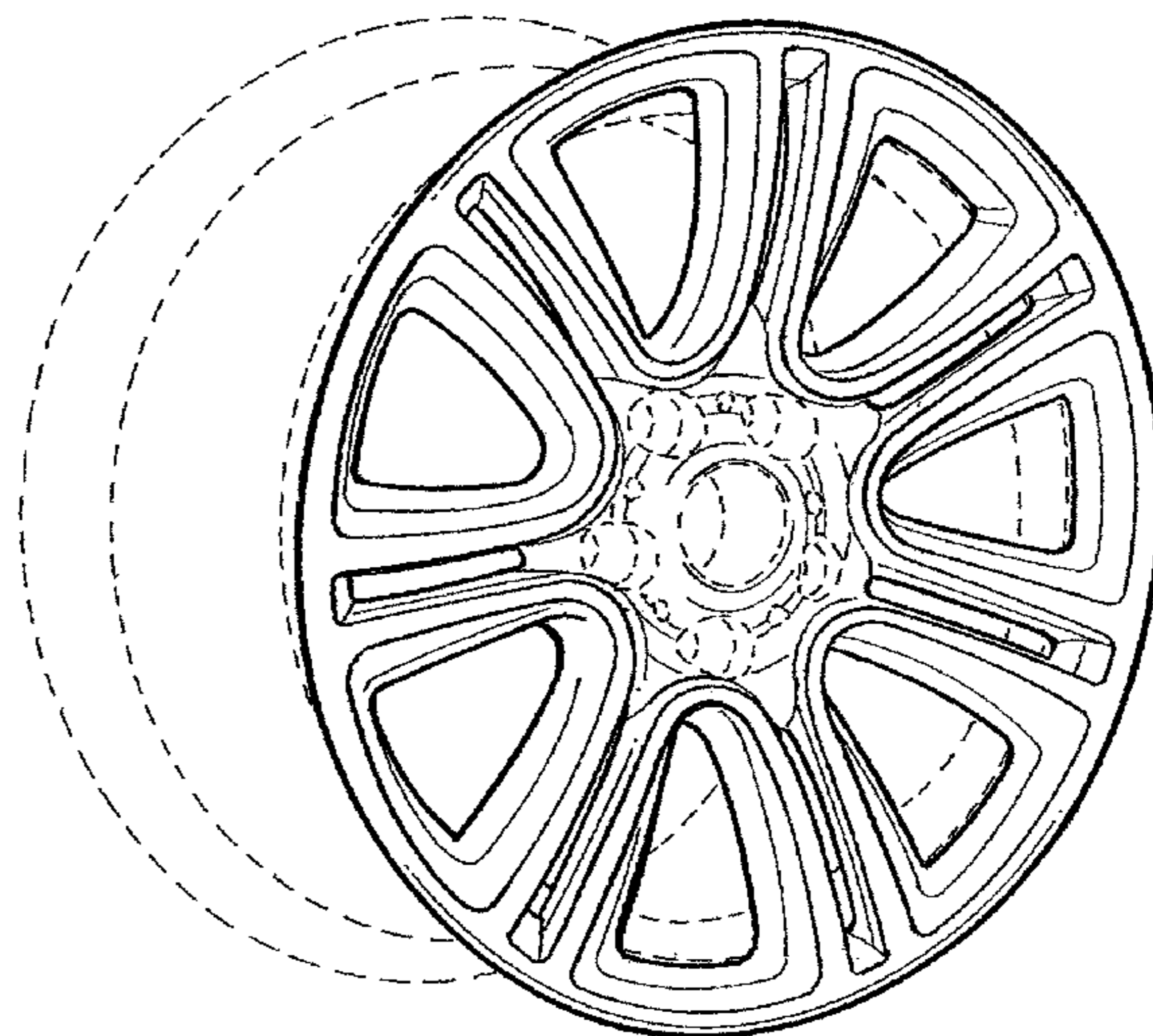
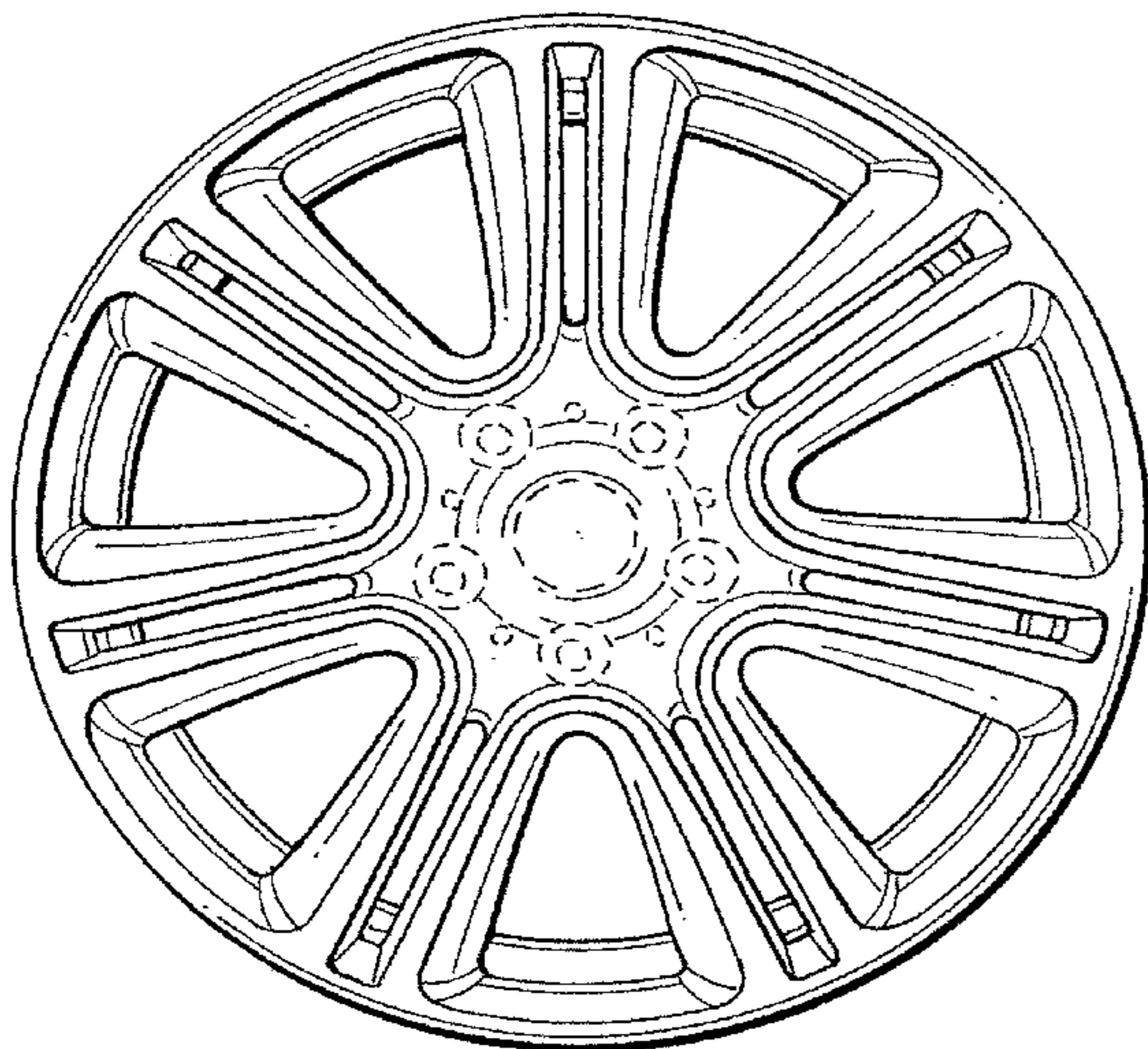
Application Ser. No. 29/371,128, filed Oct. 27, 2010 and entitled "Wheel or Wheel Cover."

FIG. 1 is a front view of a wheel or wheel cover according to my design; and,

FIG. 2 is a perspective view thereof.

The broken line showing of the rear of the wheel, and the bolt holes and the center opening in the central hub area is included for the purpose of illustrating environment and forms no part of the claimed design.

**1 Claim, 1 Drawing Sheet**



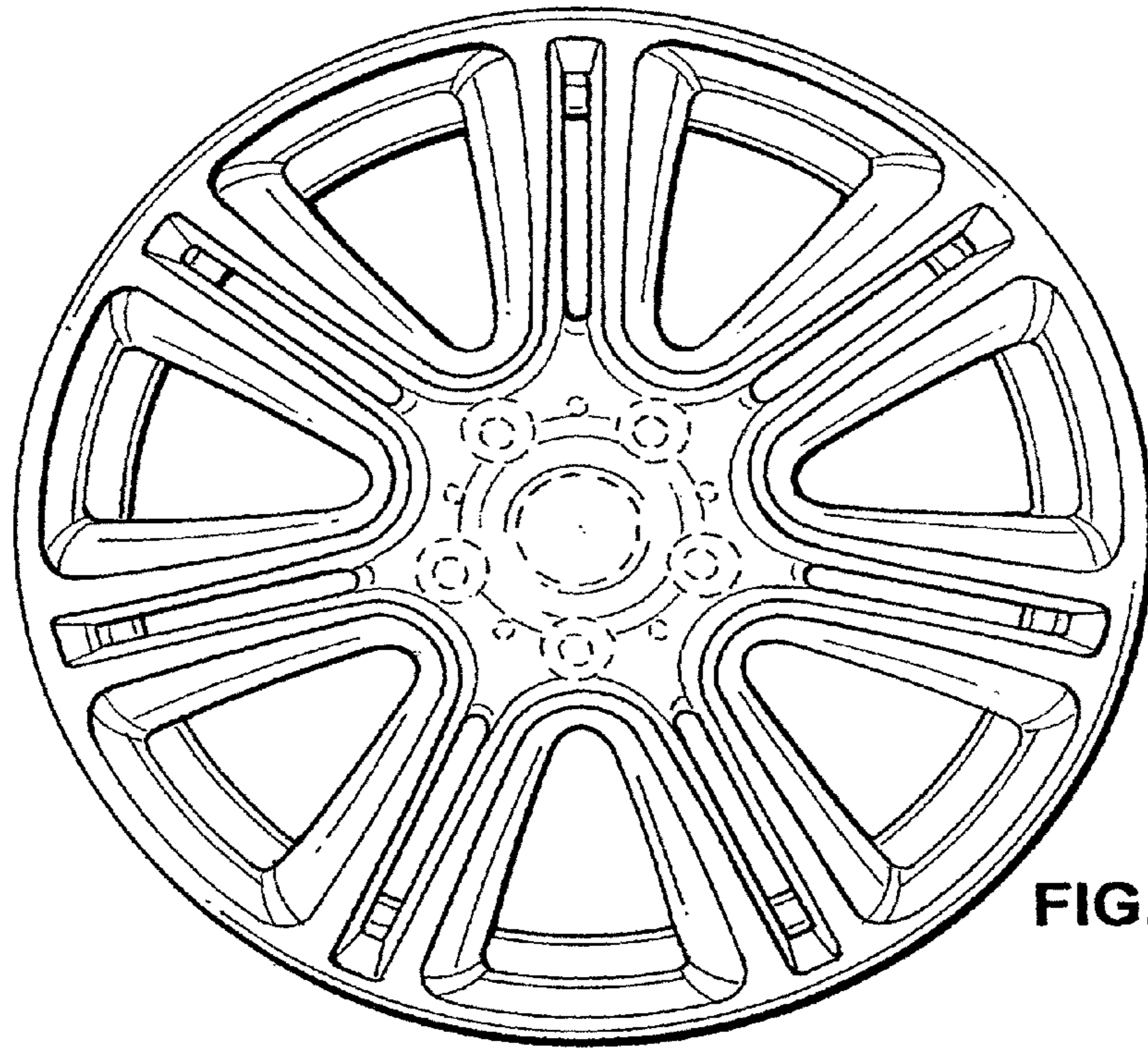


FIG. 1

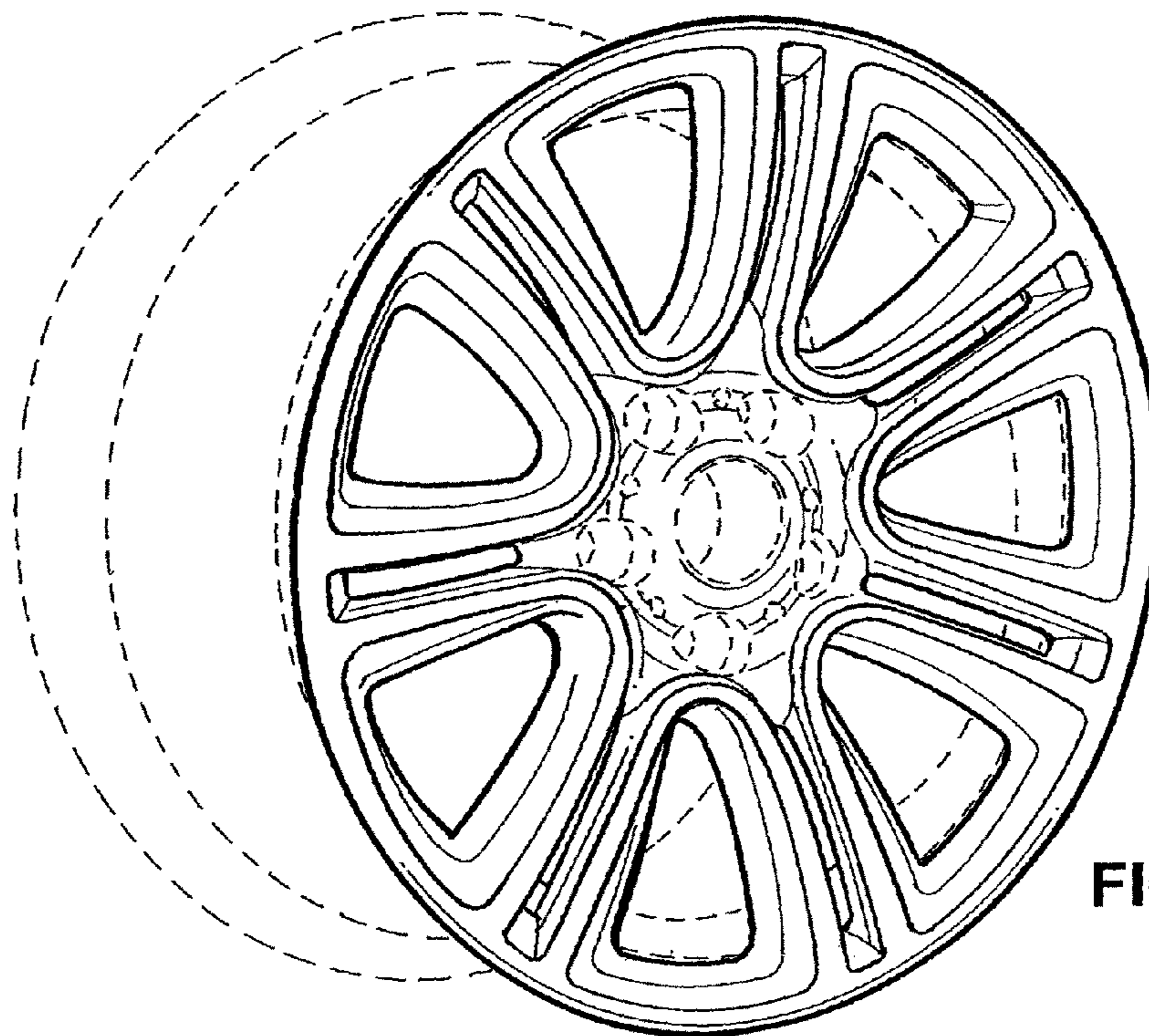


FIG. 2