



US00D660770S

(12) **United States Design Patent**
Mueller-Stolz et al.

(10) **Patent No.:** **US D660,770 S**

(45) **Date of Patent:** **** May 29, 2012**

(54) **WHEEL OR WHEEL COVER**

(75) Inventors: **Dirk Mueller-Stolz**, Munich (DE);
Raphael Yannik Sandro Manu
Mueller, Duesseldorf (DE)

(73) Assignee: **Bayerische Motoren Werke**
Aktiengesellschaft, Munich (DE)

(**) Term: **14 Years**

(21) Appl. No.: **29/401,762**

(22) Filed: **Sep. 15, 2011**

(30) **Foreign Application Priority Data**

Mar. 16, 2011 (DE) 40 2011 001 500

(51) **LOC (9) Cl.** **12-16**

(52) **U.S. Cl.** **D12/211**

(58) **Field of Classification Search** D12/204–213;
301/37.101, 64.101, 65, 64.201
See application file for complete search history.

(56) **References Cited**

U.S. PATENT DOCUMENTS

D432,974 S	10/2000	Jablonski	
D521,438 S *	5/2006	Nordmann	D12/211
D548,160 S *	8/2007	Viandante	D12/209
D567,167 S	4/2008	Forster	
D593,474 S *	6/2009	Flueckiger	D12/209
D597,919 S *	8/2009	Atwell	D12/211
D599,268 S *	9/2009	Bernoni	D12/211

D623,113 S *	9/2010	Geisler	D12/211
D623,115 S *	9/2010	Juergens et al.	D12/211
D625,240 S *	10/2010	George et al.	D12/211
D626,053 S *	10/2010	Groom	D12/211
D629,733 S *	12/2010	Tirado	D12/211
D649,102 S *	11/2011	Gallert	D12/211

FOREIGN PATENT DOCUMENTS

DE	M9707122.6	1/1998
EM	000735758-0006	7/2007
EM	001049324-0002	9/2009
EM	001744640-0010	8/2010

* cited by examiner

Primary Examiner — Stacia Cadmus

(74) *Attorney, Agent, or Firm* — Crowell & Moring LLP

(57) **CLAIM**

The ornamental design for a wheel or wheel cover, as shown and described.

DESCRIPTION

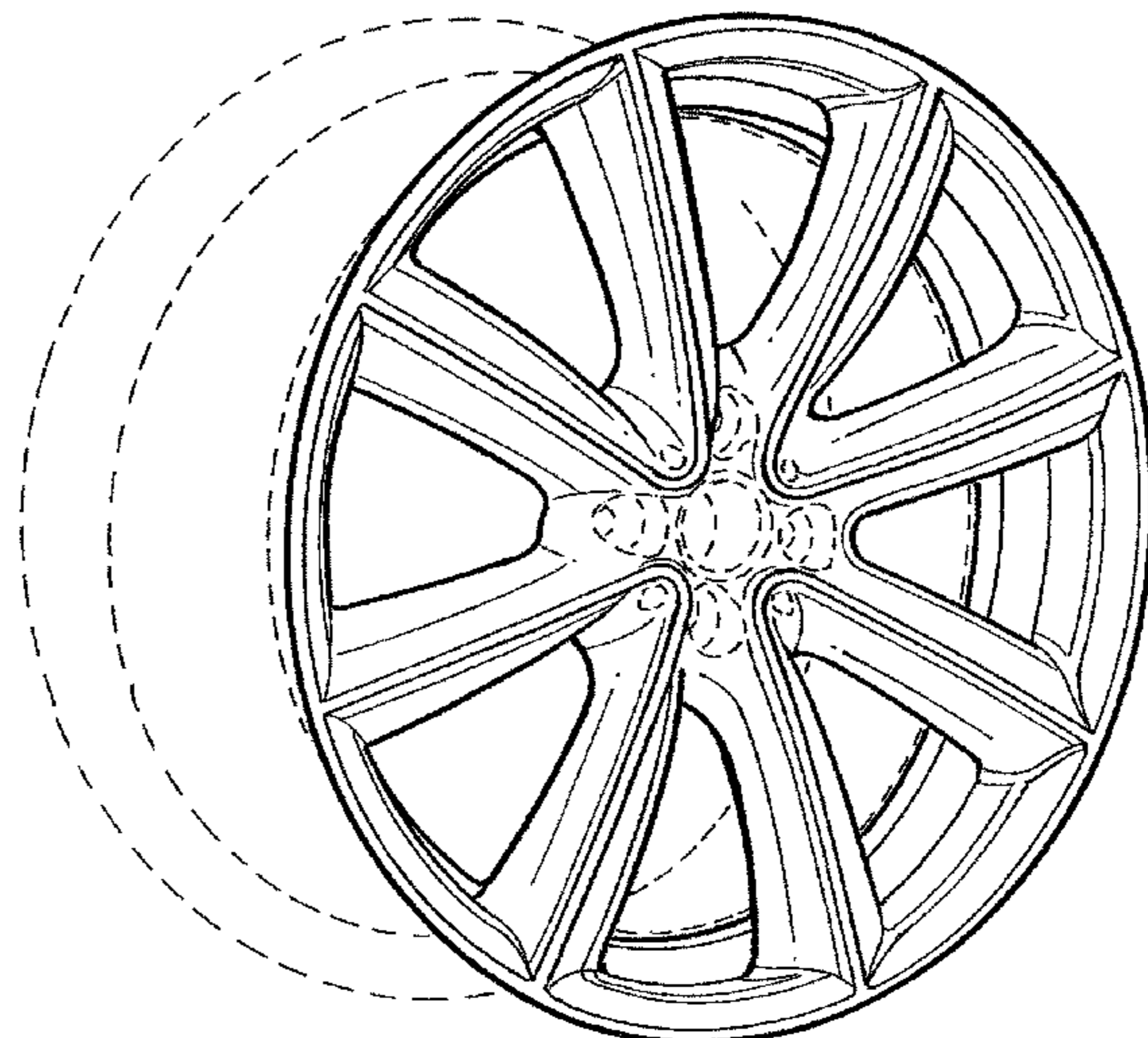

This application contains subject matter related to the following co-pending U.S. design patent application: Application Ser. No. 29/347,969, filed Aug. 20, 2010 and entitled “Wheel or Wheel Cover.”

FIG. 1 is a front view of a wheel or wheel cover according to our design; and,

FIG. 2 is a perspective view thereof.

The broken line showing of the rear of the wheel, and the bolt holes and the center opening in the central hub area is included for the purpose of illustrating environment and forms no part of the claimed design.

1 Claim, 1 Drawing Sheet






FIG. 1

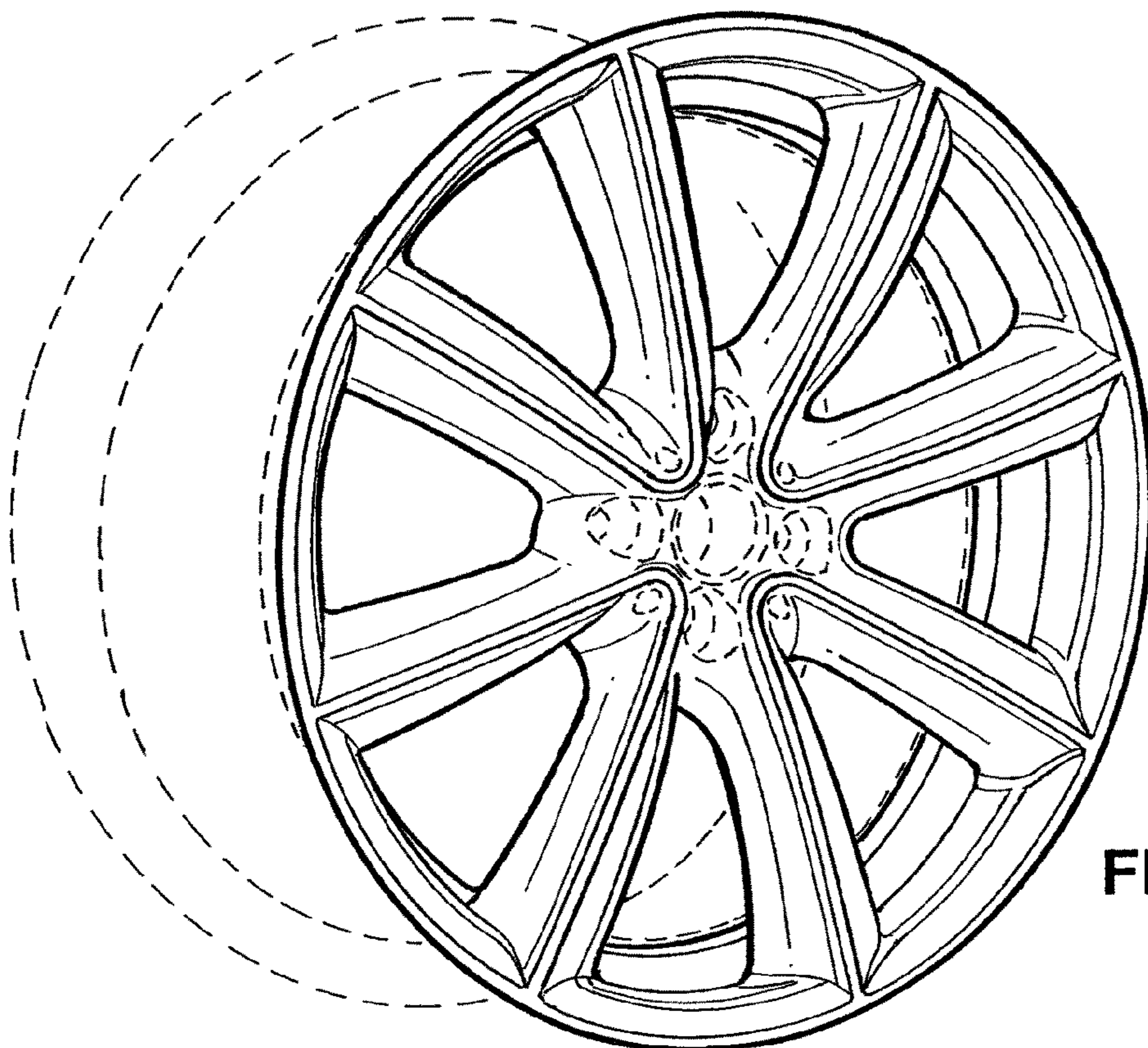


FIG. 2