



US00D660769S

(12) **United States Design Patent**
Pollmann

(10) **Patent No.:** **US D660,769 S**

(45) **Date of Patent:** **** May 29, 2012**

(54) **WHEEL OR WHEEL COVER**

(75) Inventor: **Gert Pollmann**, Boehmfeld (DE)

(73) Assignee: **Bayerische Motoren Werke
Aktiengesellschaft**, Munich (DE)

(**) Term: **14 Years**

(21) Appl. No.: **29/401,754**

(22) Filed: **Sep. 15, 2011**

(30) **Foreign Application Priority Data**

Mar. 16, 2011 (DE) 402011001500

(51) **LOC (9) Cl.** **12-16**

(52) **U.S. Cl.** **D12/211**

(58) **Field of Classification Search** D12/204-213;
301/37.101, 64.101, 65, 64.201
See application file for complete search history.

(56) **References Cited**

U.S. PATENT DOCUMENTS

D348,243	S	*	6/1994	Echazabal et al.	D12/211
D350,932	S	*	9/1994	Echazabel et al.	D12/211
D353,571	S	*	12/1994	Braungart et al.	D12/211
D376,125	S	*	12/1996	Fikse	D12/211
D380,431	S	*	7/1997	Brown et al.	D12/209
D394,838	S	*	6/1998	Suprihanto	D12/211
D395,270	S	*	6/1998	Baumgartner et al.	D12/211
D398,898	S	*	9/1998	Baumgartner et al.	D12/211
D405,409	S	*	2/1999	Baumgartner	D12/211
D406,092	S	*	2/1999	Baumgartner	D12/211
D416,849	S	*	11/1999	Weidhase	D12/211

D438,163	S	*	2/2001	Langerer	D12/211
D472,865	S		4/2003	Wechner		
D480,035	S		9/2003	Frohlich		
D597,015	S	*	7/2009	Juergens et al.	D12/211
D635,076	S		3/2011	De Bono		
D636,320	S	*	4/2011	Lamm et al.	D12/211
D638,339	S	*	5/2011	Tirado	D12/209

FOREIGN PATENT DOCUMENTS

DE	40002210.9	7/2000
DE	40010998.0	3/2001
DE	49911732.8	2/2004
EM	001036552-0004	11/2009
EM	001658154-0001	5/2010
EM	001744640-0005	11/2011
WO	DM/059207	4/2002

* cited by examiner

Primary Examiner — Stacia Cadmus

(74) *Attorney, Agent, or Firm* — Crowell & Moring LLP

(57) **CLAIM**

The ornamental design for a wheel or wheel cover, as shown and described.

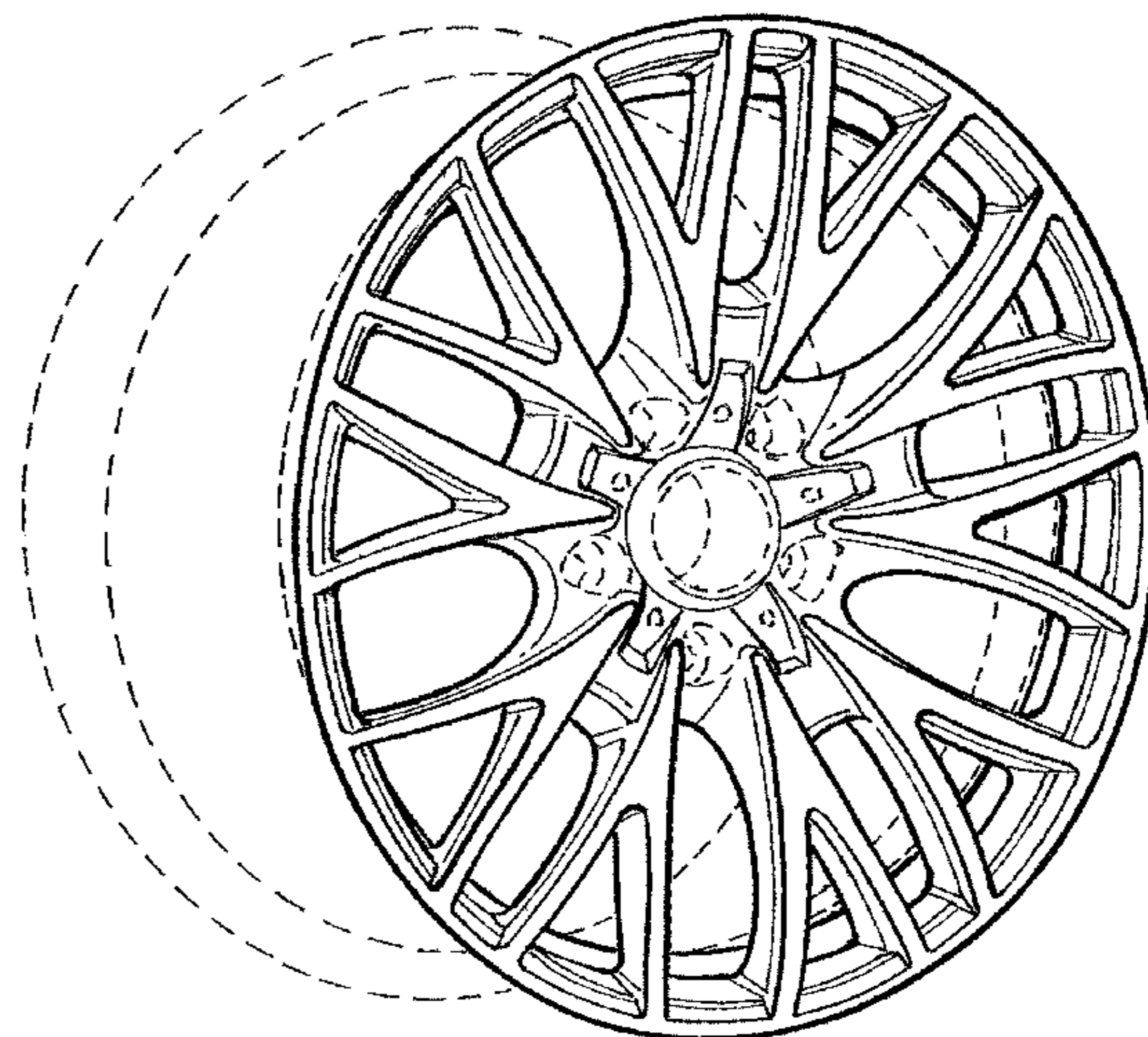

DESCRIPTION

FIG. 1 is a front view of a wheel or wheel cover according to my design; and,

FIG. 2 is a perspective view thereof.

The broken line showing of the rear of the wheel, and the bolt holes and the center opening in the central hub area is included for the purpose of illustrating environment and forms no part of the claimed design.

1 Claim, 1 Drawing Sheet



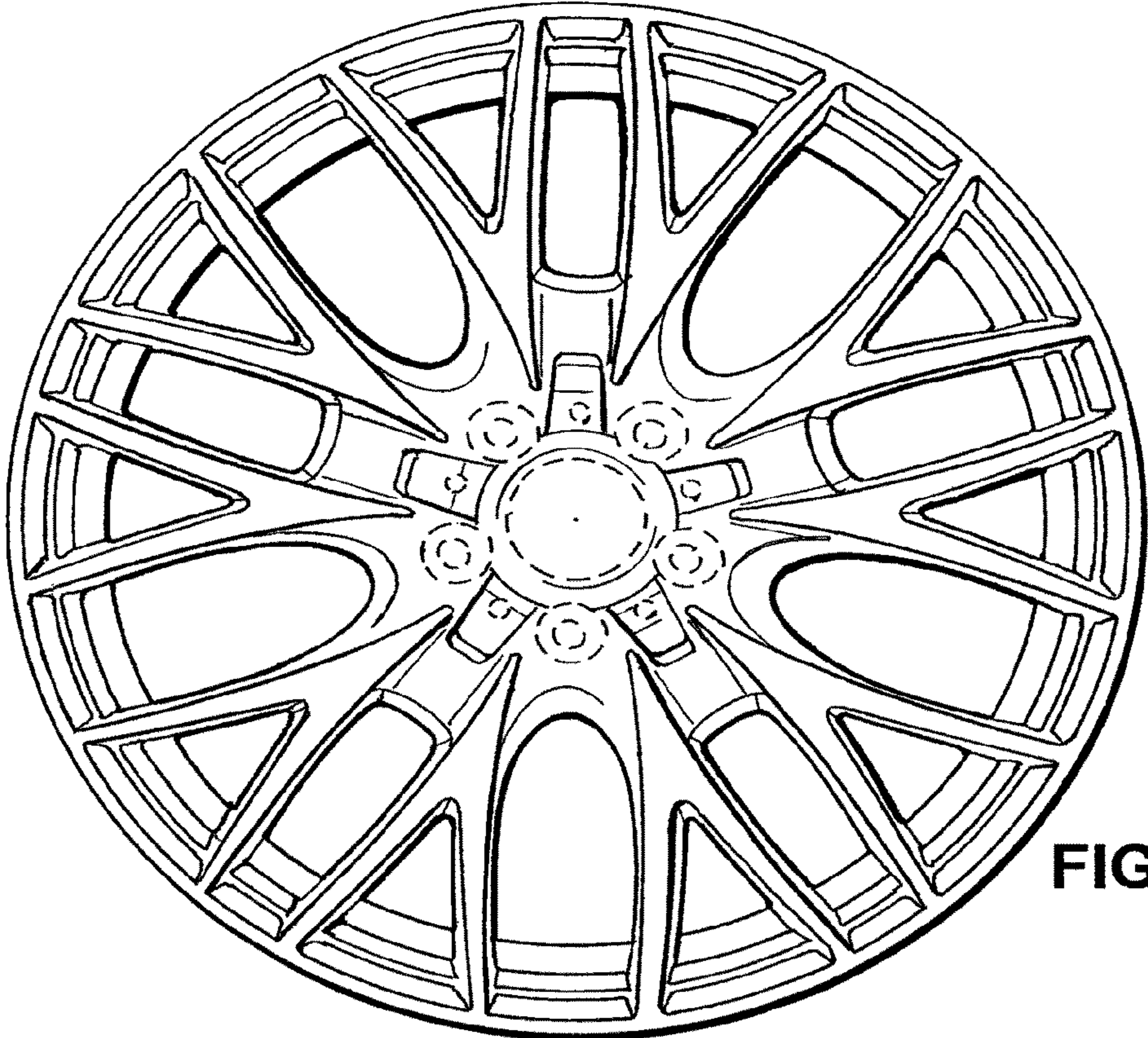


FIG. 1

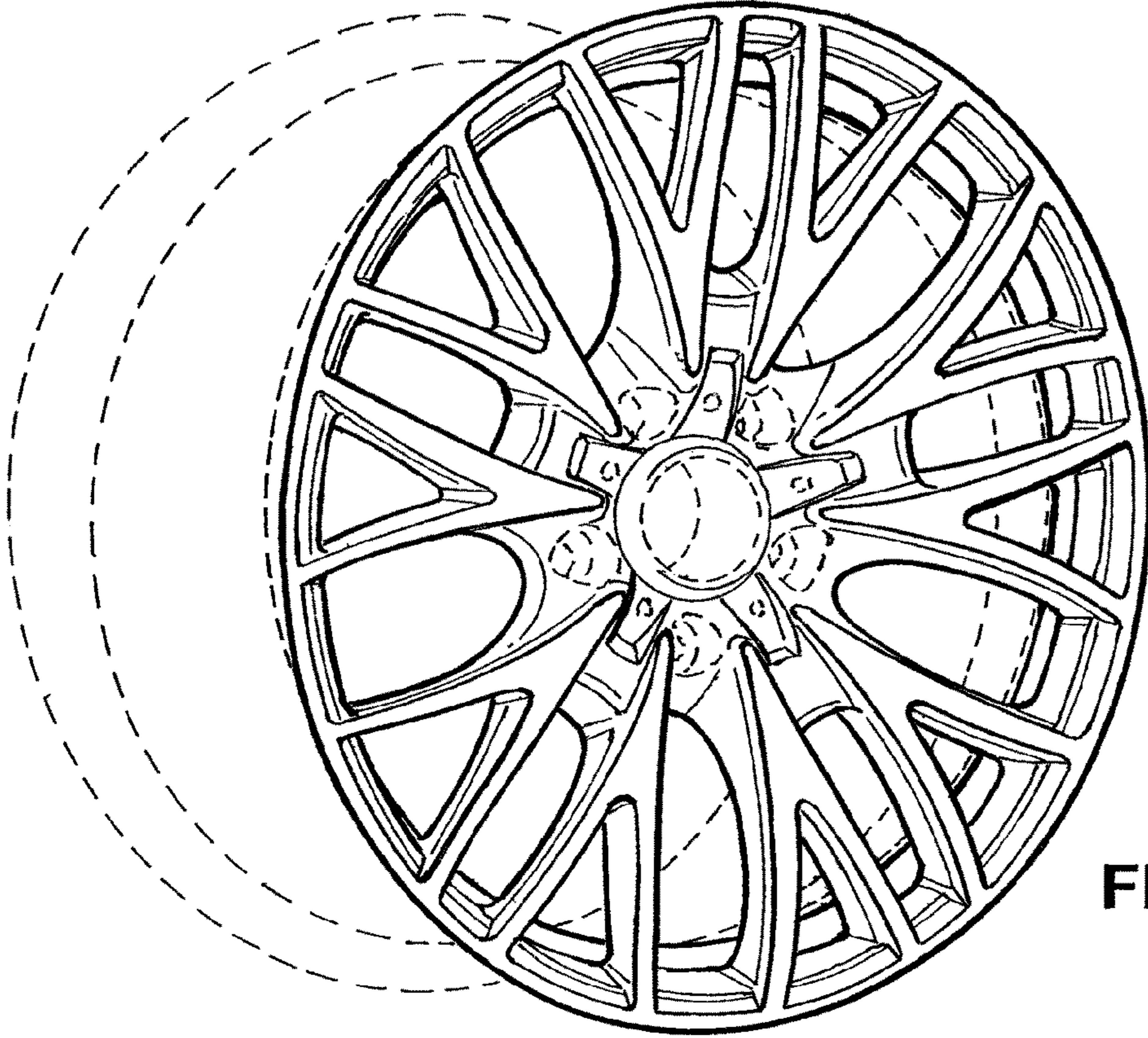


FIG. 2