



US00D660744S

(12) **United States Design Patent**
Papadimitriou

(10) **Patent No.:** **US D660,744 S**

(45) **Date of Patent:** **** May 29, 2012**

(54) **EARRING**

(75) Inventor: **Costantino Papadimitriou**, Milan (IT)

(73) Assignee: **De Beers Centenary AG**, Lucerne (CH)

(**) Term: **14 Years**

(21) Appl. No.: **29/405,817**

(22) Filed: **Nov. 7, 2011**

(51) **LOC (9) Cl.** **11-01**

(52) **U.S. Cl.** **D11/43; D11/79**

(58) **Field of Classification Search** D11/79–85,
D11/89–91, 40–48, 1–8; 63/26–28, 12–14,
63/3, 3.1, 3.2

See application file for complete search history.

(56) **References Cited**

U.S. PATENT DOCUMENTS

300,680 A	6/1884	Beyerle	
D88,561 S	12/1932	Levi	
D154,859 S	8/1949	Roberts	
D156,452 S	12/1949	Moulson	
D177,988 S	6/1956	Katz	
D186,183 S	9/1959	Guertin et al.	
D237,732 S	11/1975	Roberts	
D244,589 S	6/1977	Rosenfeld	
D256,003 S	7/1980	Barr	
D257,023 S *	9/1980	Barr	D11/43
D257,024 S *	9/1980	Barr	D11/43
D282,647 S	2/1986	Bulgari	
D301,316 S	5/1989	Yoshida	
D301,317 S	5/1989	Yoshida	
D303,508 S *	9/1989	Yoshida	D11/79
D318,818 S	8/1991	Bulgari	
D397,638 S *	9/1998	Shenhav	D11/81
D413,830 S	9/1999	Moten	
D429,474 S *	8/2000	Stein	D11/79
D494,082 S	8/2004	Hardy	

D550,582 S *	9/2007	Gruosi-Scheufele	D11/43
D551,115 S *	9/2007	Azrielant	D11/79
D570,240 S *	6/2008	Gruosi-Scheufele	D11/79

(Continued)

Primary Examiner — Cathron Brooks

Assistant Examiner — Melanie Pellegrini

(74) *Attorney, Agent, or Firm* — SNR Denton US LLP;
Brian R. McGinley


(57) **CLAIM**

The ornamental design for an earring, as shown and described.

DESCRIPTION

FIG. 1 is a front view of a first embodiment of the earring; FIG. 2 is a rear view of the earring illustrated in FIG. 1; FIG. 3 is a right elevational view of the earring illustrated in FIG. 1; FIG. 4 is a left elevational view of the earring illustrated in FIG. 1; FIG. 5 is an enlarged top view of the earring illustrated in FIG. 1; FIG. 6 is an enlarged bottom view of the earring illustrated in FIG. 1; FIG. 7 is a perspective view of the earring illustrated in FIG. 1; FIG. 8 is a front view of a second embodiment of the earring; FIG. 9 is a rear view of the earring illustrated in FIG. 8; FIG. 10 is a right elevational view of the earring illustrated in FIG. 8; FIG. 11 is a left elevational view of the earring illustrated in FIG. 8; FIG. 12 is an enlarged top view of the earring illustrated in FIG. 8; FIG. 13 is an enlarged bottom view of the earring illustrated in FIG. 8; and, FIG. 14 is a perspective view of the earring illustrated in FIG. 8.

1 Claim, 8 Drawing Sheets



US D660,744 S

Page 2

U.S. PATENT DOCUMENTS

D601,054 S	9/2009	Sivriere	
D602,805 S *	10/2009	Hardy	D11/42
7,614,252 B2	11/2009	De Lyrot	
D621,291 S *	8/2010	Papadimitriou	D11/43
D621,739 S *	8/2010	Marks	D11/79
D624,843 S *	10/2010	Colombani	D11/43
D631,384 S *	1/2011	Papadimitriou	D11/43
D637,104 S *	5/2011	Papadimitriou	D11/43
D643,325 S *	8/2011	Marchand	D11/79
D650,304 S *	12/2011	Tanory, Jr.	D11/79
2011/0252829 A1 *	10/2011	Javeri	63/12

* cited by examiner

FIG.1

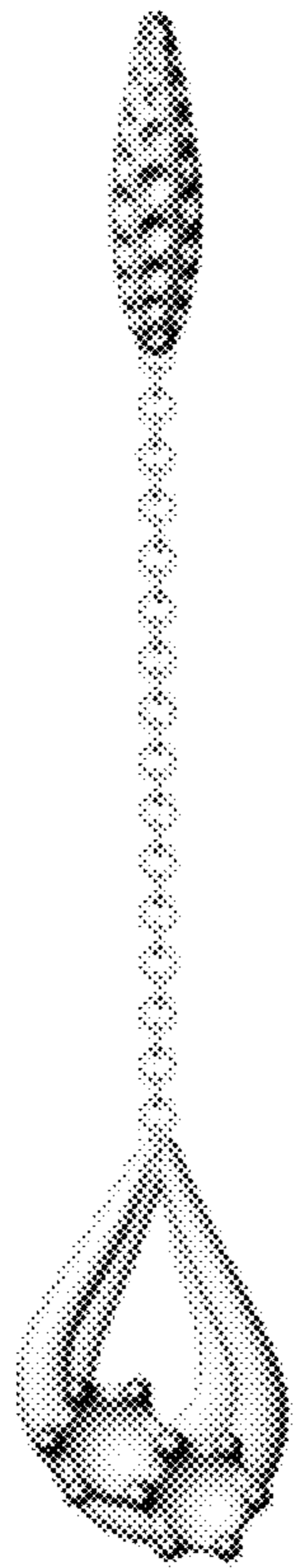


FIG.2

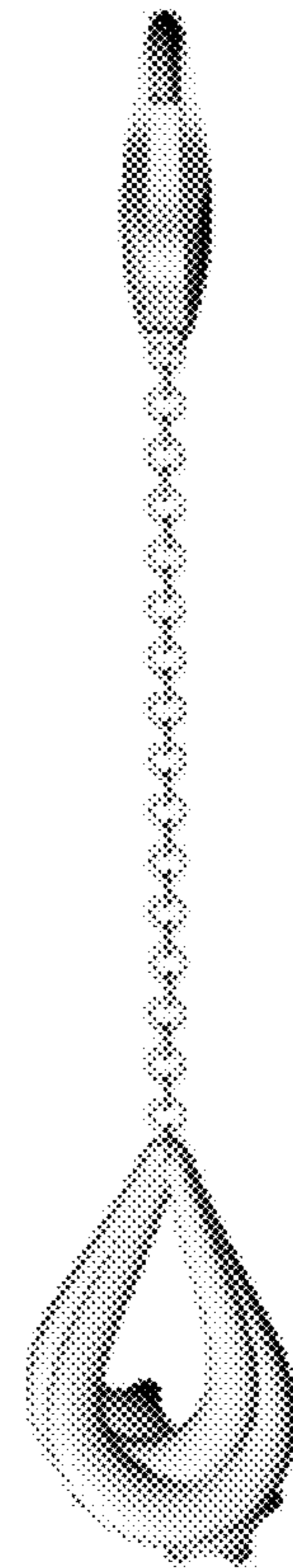


FIG.3

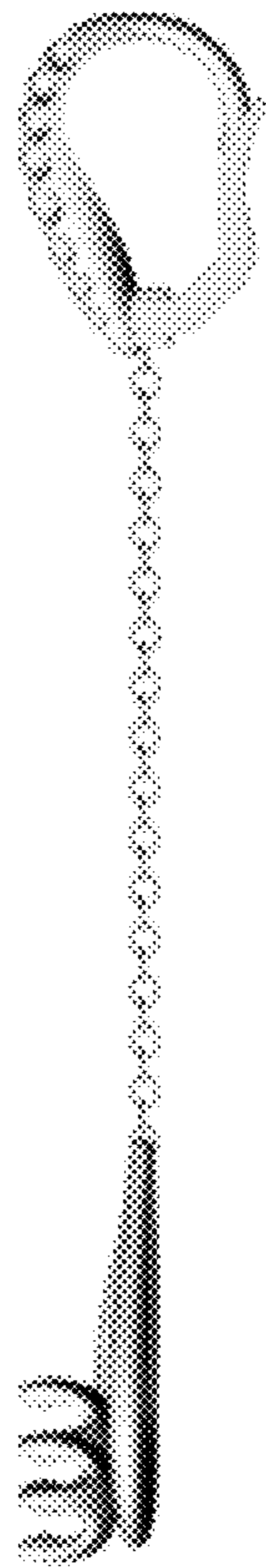


FIG.4

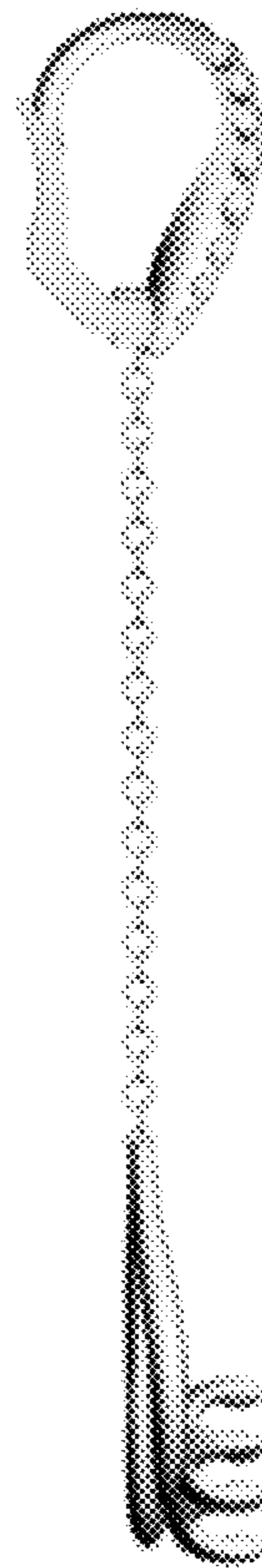


FIG. 5

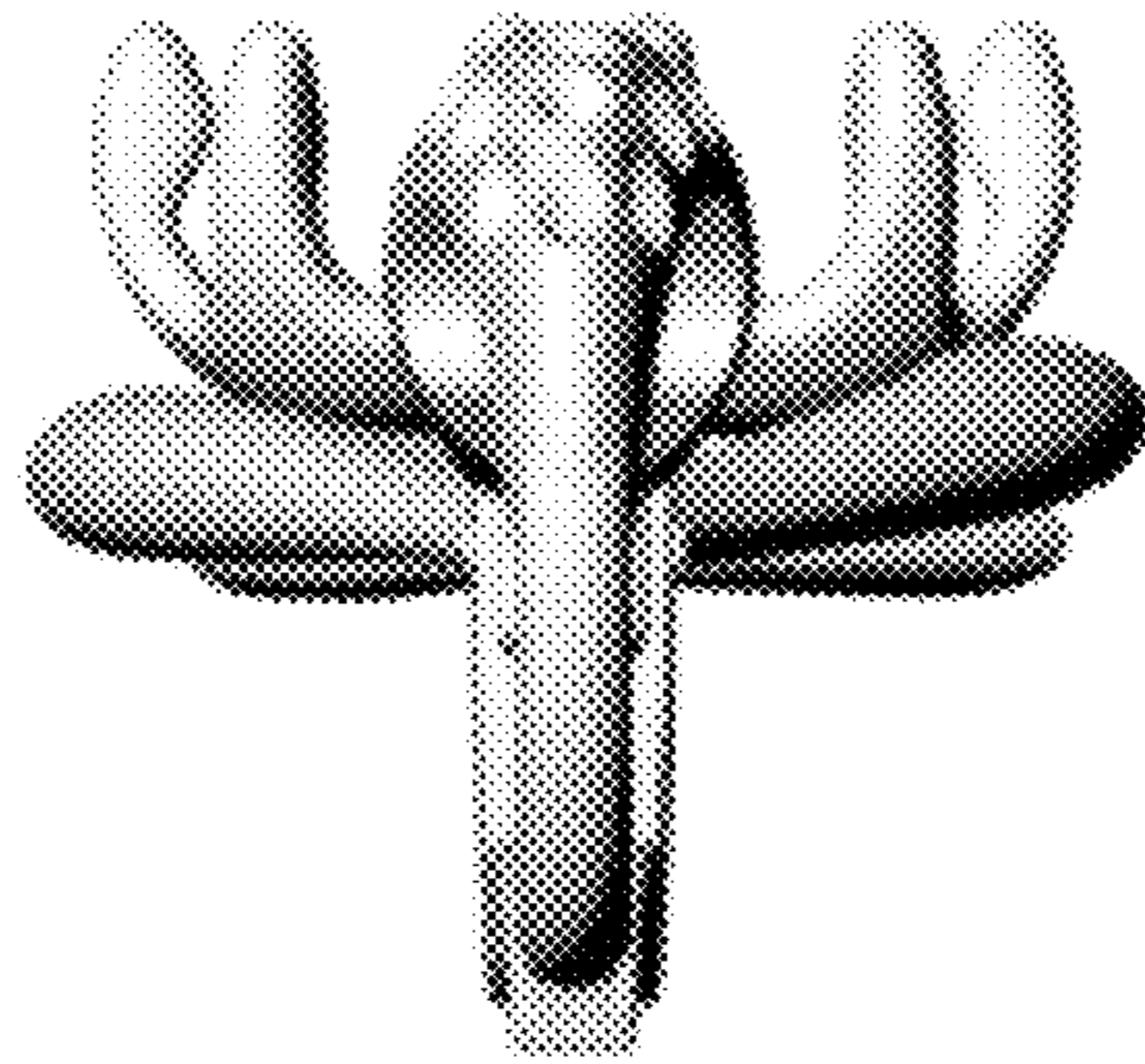


FIG. 6

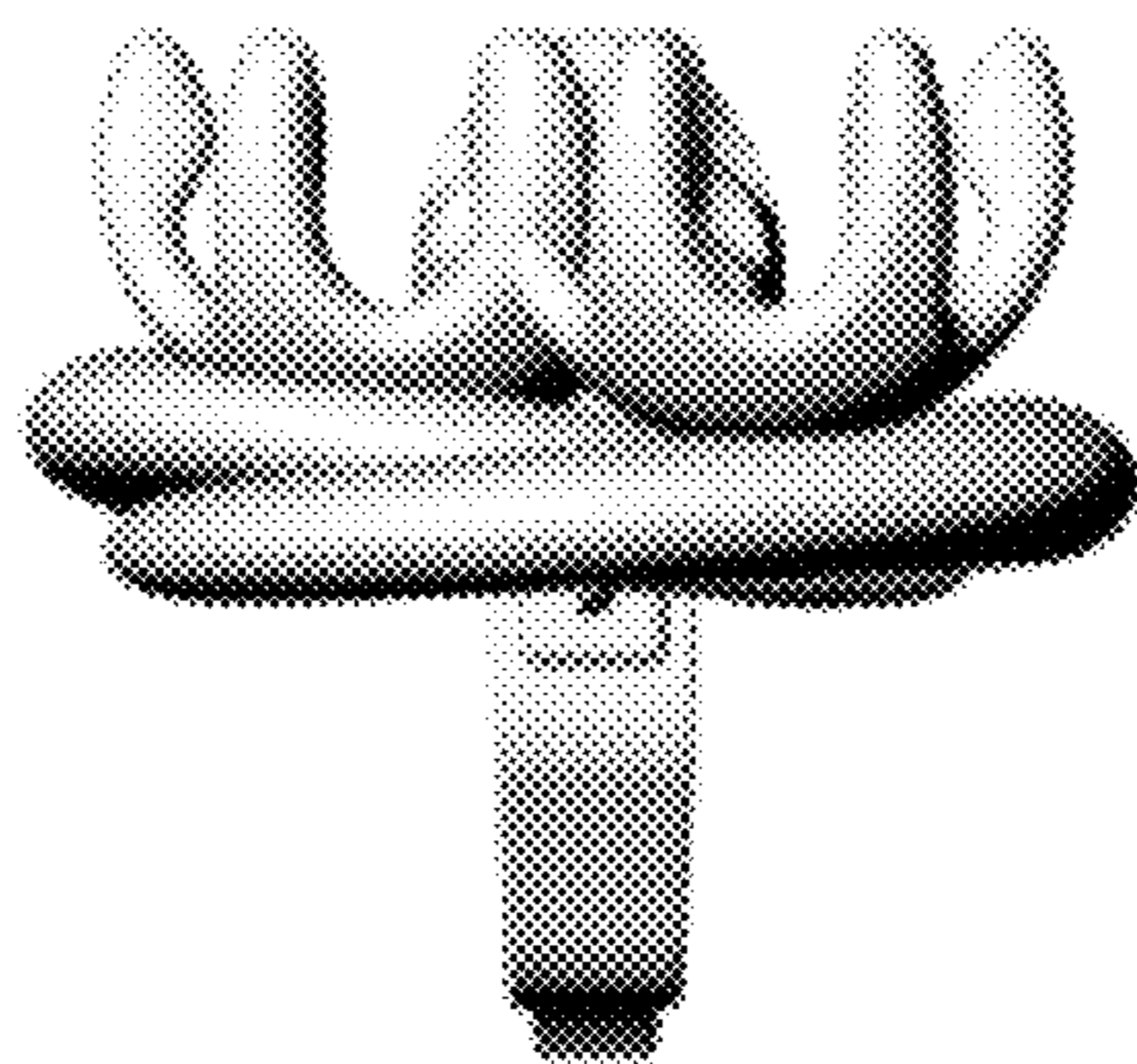


FIG. 7

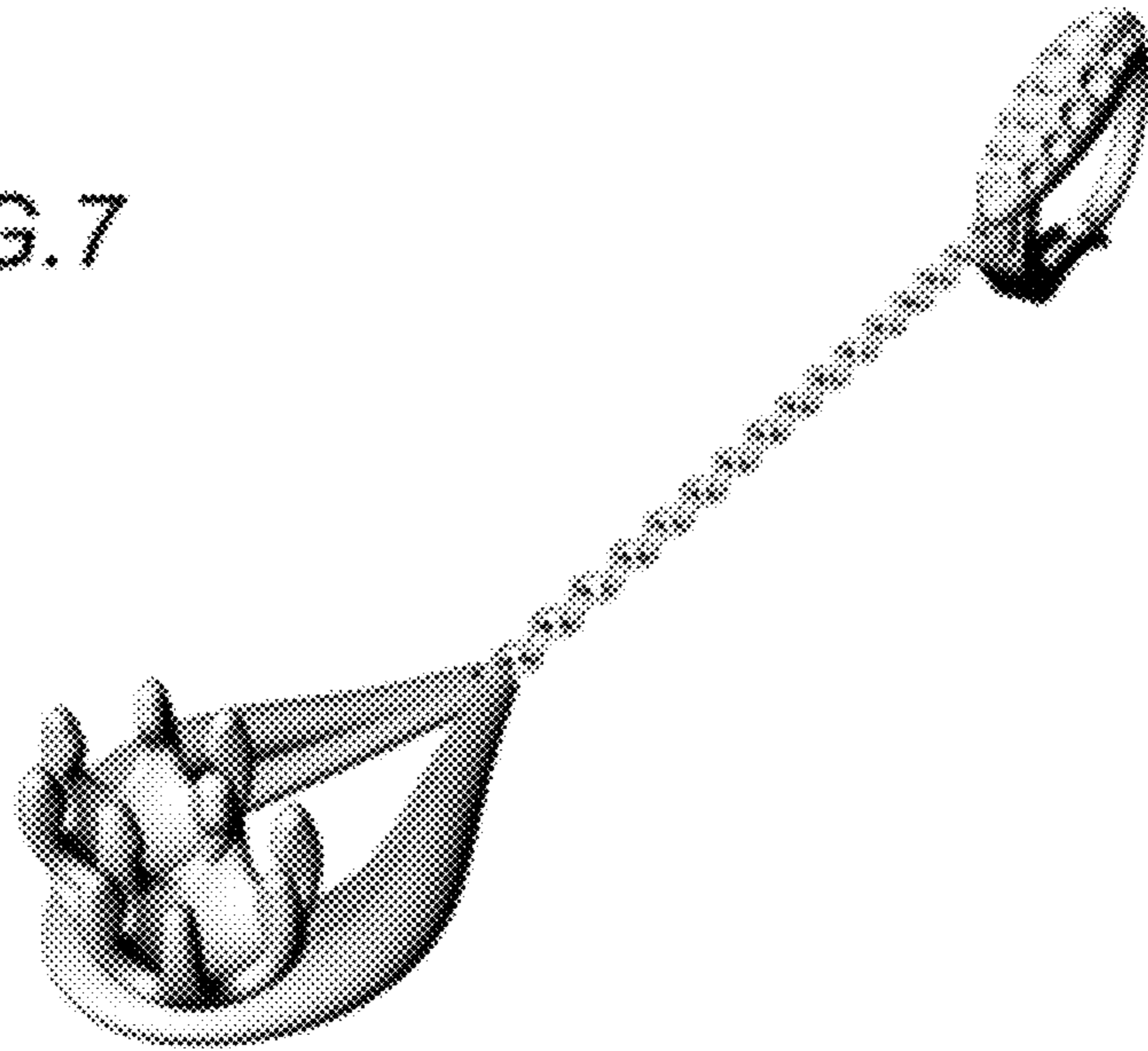


FIG.8

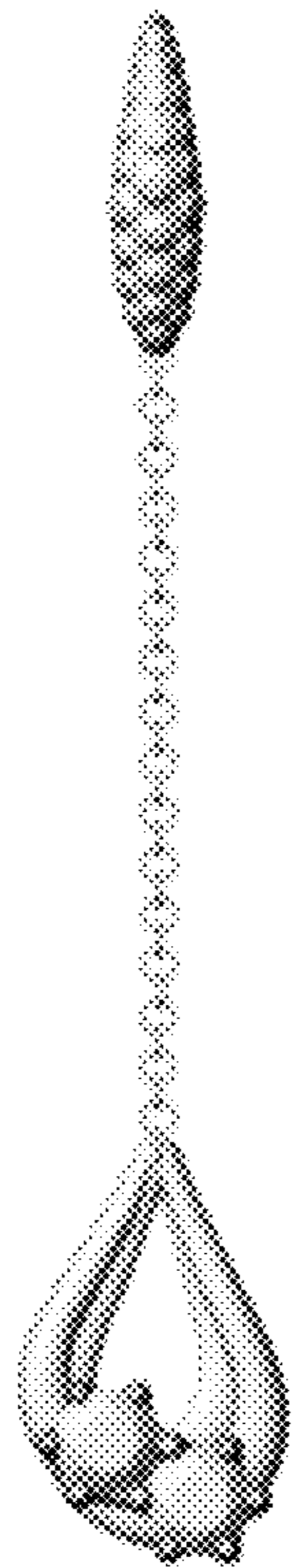


FIG.9

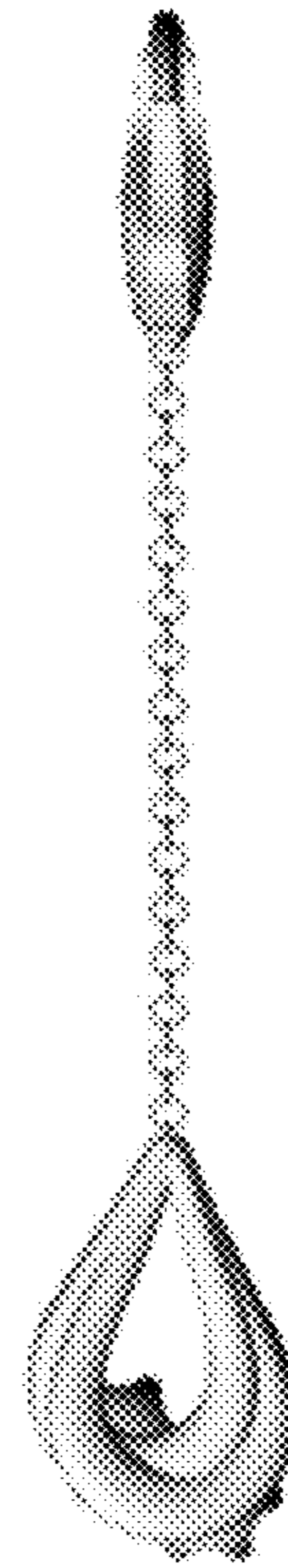


FIG. 10




FIG. 11

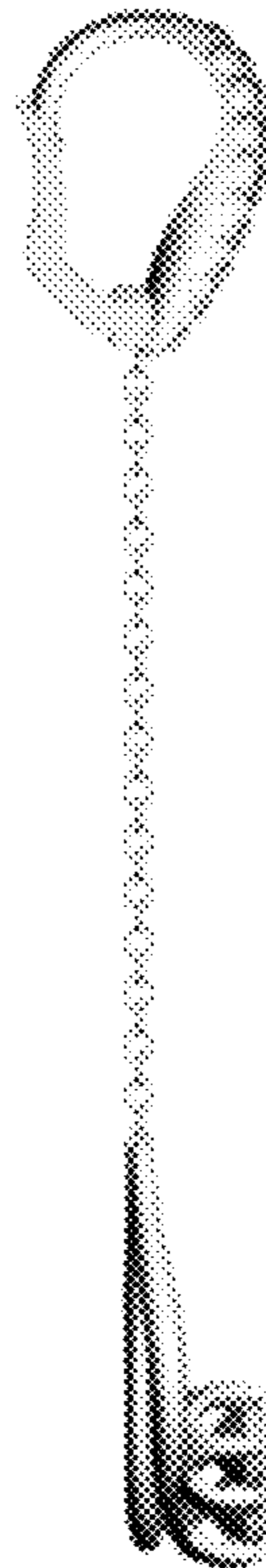


FIG. 12

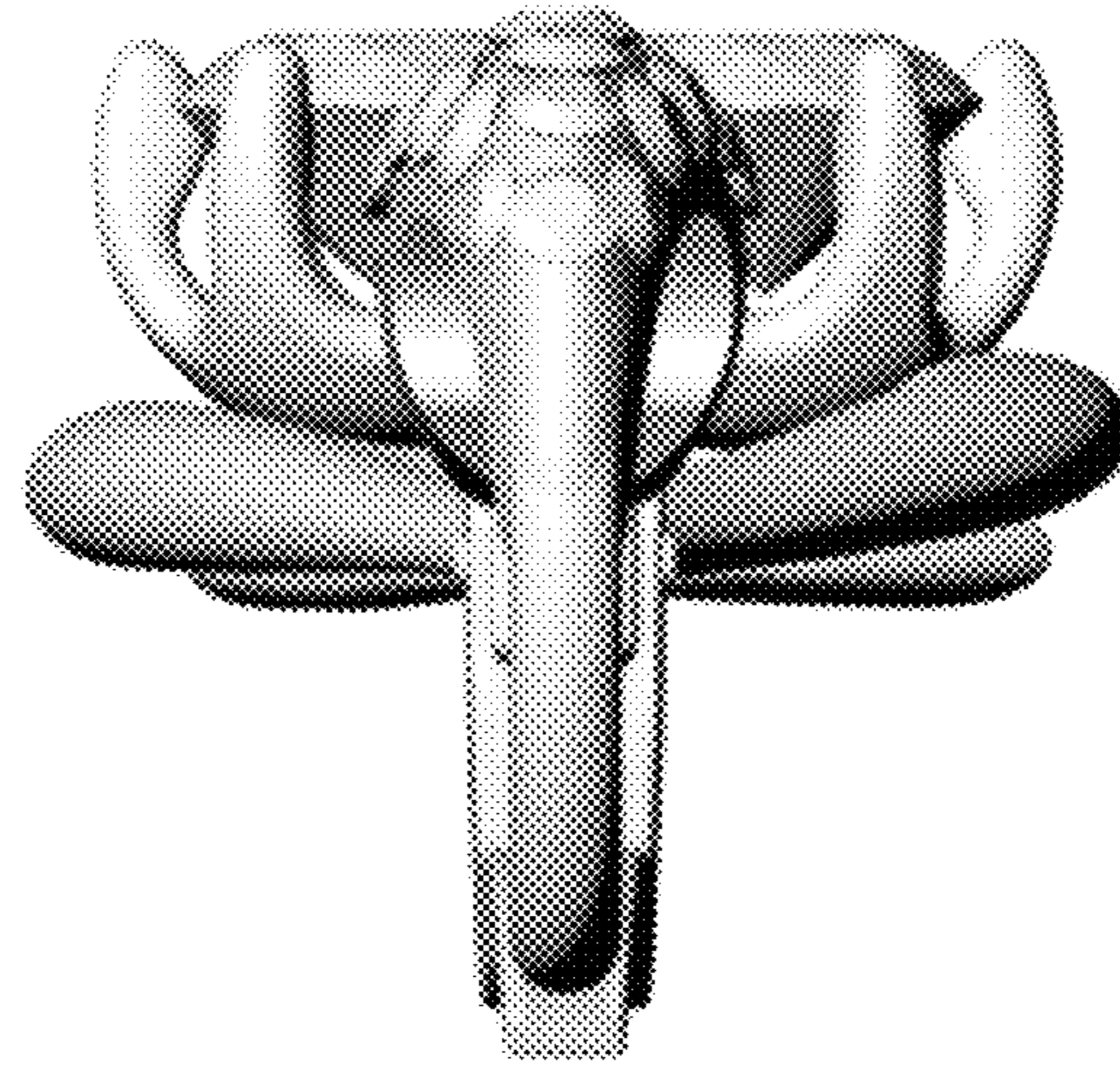


FIG. 13

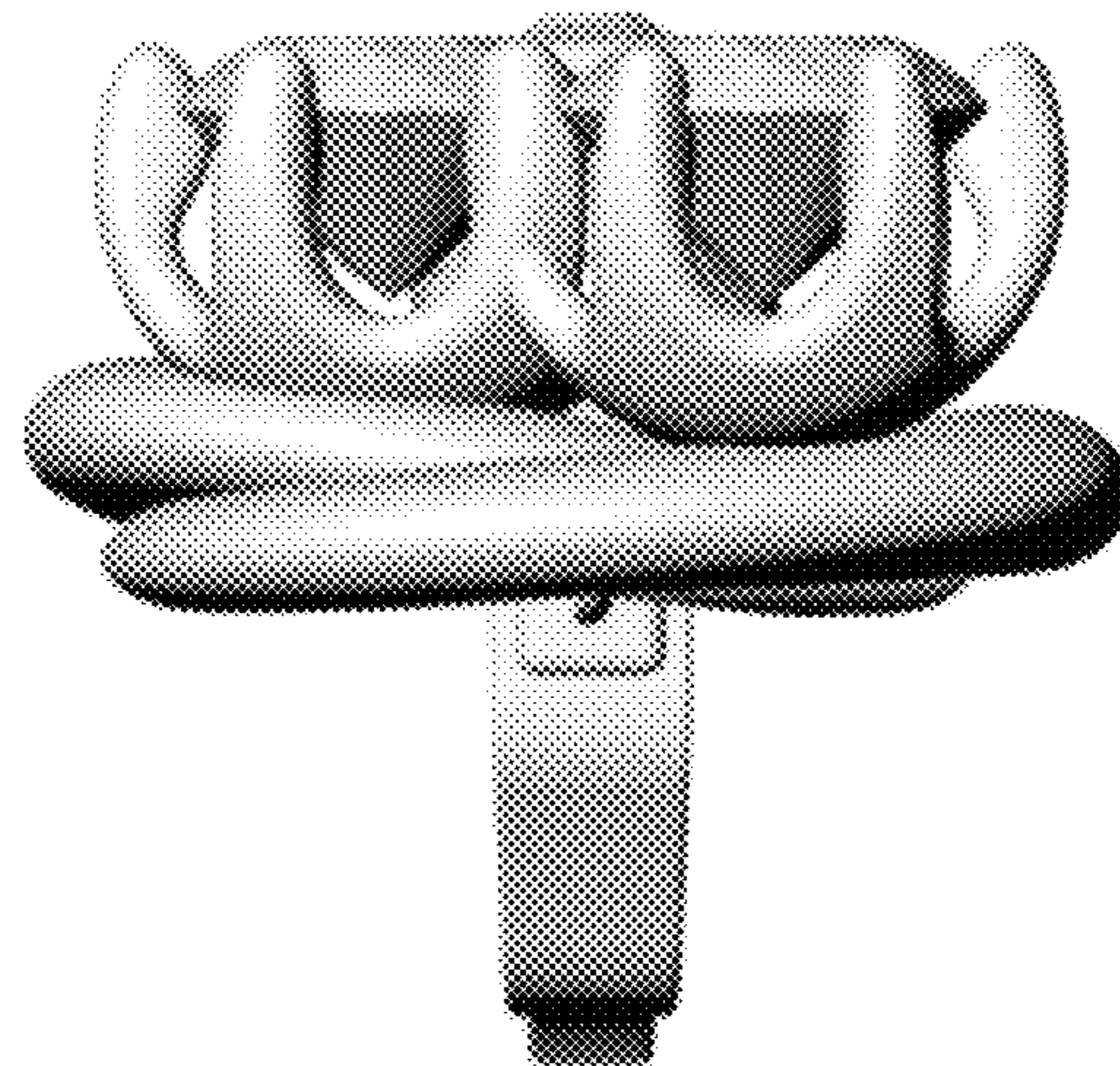


FIG. 14

