

US00D660741S

(12) **United States Design Patent**
Savale et al.

(10) **Patent No.:** **US D660,741 S**
(45) **Date of Patent:** **** May 29, 2012**

(54) **ARTICLE OF JEWELRY HAVING A SECRET MESSAGE**

(76) Inventors: **Lisa H. Savale**, Phoenix, AZ (US);
Marlene K. Delnoce, Scottsdale, AZ (US);
Nancy C. Whalen, Scottsdale, AZ (US)

(**) Term: **14 Years**

(21) Appl. No.: **29/390,356**

(22) Filed: **Apr. 22, 2011**

(51) **LOC (9) Cl.** **11-01**

(52) **U.S. Cl.** **D11/11**

(58) **Field of Classification Search** D11/1-39;
63/1.11, 3, 3.1, 3.2, 15, 15.1-15.4, 15.45,
63/15.5, 15.6

See application file for complete search history.

(56) **References Cited**

U.S. PATENT DOCUMENTS

D149,298 S *	4/1948	Philippe	D11/11
D159,327 S *	7/1950	Fath	D11/9
2,681,545 A *	6/1954	Hall	59/80
D246,293 S *	11/1977	Doughty	D11/4
D254,362 S	3/1980	Minassian		
D276,274 S	11/1984	Bezanson et al.		
D280,996 S	10/1985	Epstein		
D326,240 S	5/1992	Kouns		
D344,687 S	3/1994	Nikolai		
D383,995 S *	9/1997	Bulgari	D11/6
D388,729 S *	1/1998	Bulgari	D11/11
D391,884 S	3/1998	Bulgari		
D439,188 S	3/2001	Cabarbaye		
D440,515 S *	4/2001	Cabarbaye	D11/3
D444,092 S *	6/2001	Cabarbaye	D11/3
D445,353 S	7/2001	Cabarbaye		

D452,456 S	12/2001	Cabarbaye		
D492,218 S	6/2004	Ross		
D493,380 S	7/2004	Chavarria		
D498,166 S *	11/2004	Chavarria	D11/3
D511,473 S *	11/2005	Weinacht	D11/3
D516,450 S	3/2006	Carnegie et al.		
D551,585 S *	9/2007	Wooley et al.	D11/11
D576,067 S *	9/2008	Hines	D11/11
D588,488 S *	3/2009	Ellia	D11/13

* cited by examiner

Primary Examiner — Cathron Brooks

Assistant Examiner — Melanie Pellegrini

(74) *Attorney, Agent, or Firm* — QuickPatents, Inc.; Kevin Prince

(57) **CLAIM**

We claim the ornamental design for an article of jewelry having a secret message, as shown and described.

DESCRIPTION

FIG. 1 is a perspective view of an article of jewelry having a secret message, showing a first embodiment of our new design in a collapsed configuration;

FIG. 2 is a perspective view thereof in a relaxed configuration;

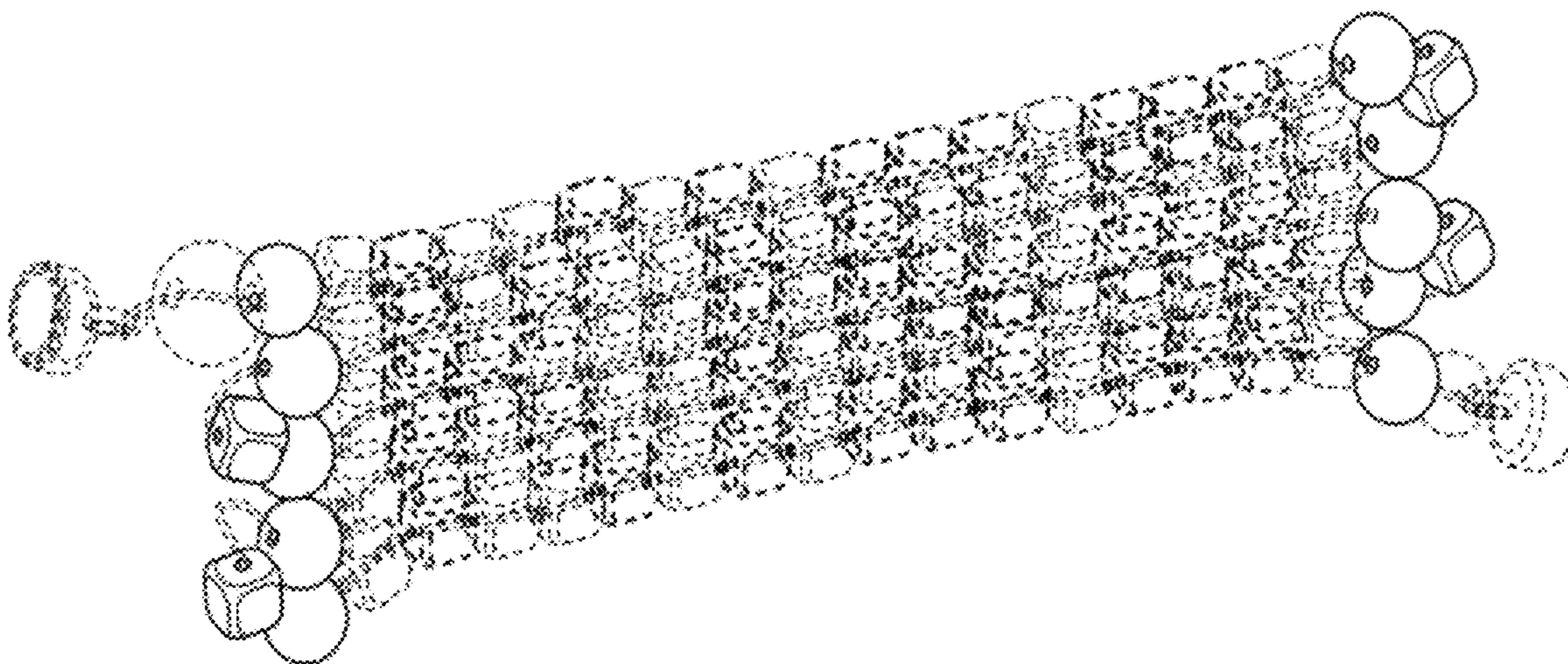
FIG. 3A is the left side of a partial front elevational view thereof where the rear view, top plan view and bottom plan view are all mirror images;

FIG. 3B is the right side of a partial front elevational view thereof where the rear elevational view, top plan view and bottom plan view are all mirror images; and,

FIG. 4 is a left side elevational view thereof, the right side elevational view being a mirror image thereof.

The broken lines in the drawings represent environmental matter and form no part of the claimed design.

1 Claim, 3 Drawing Sheets



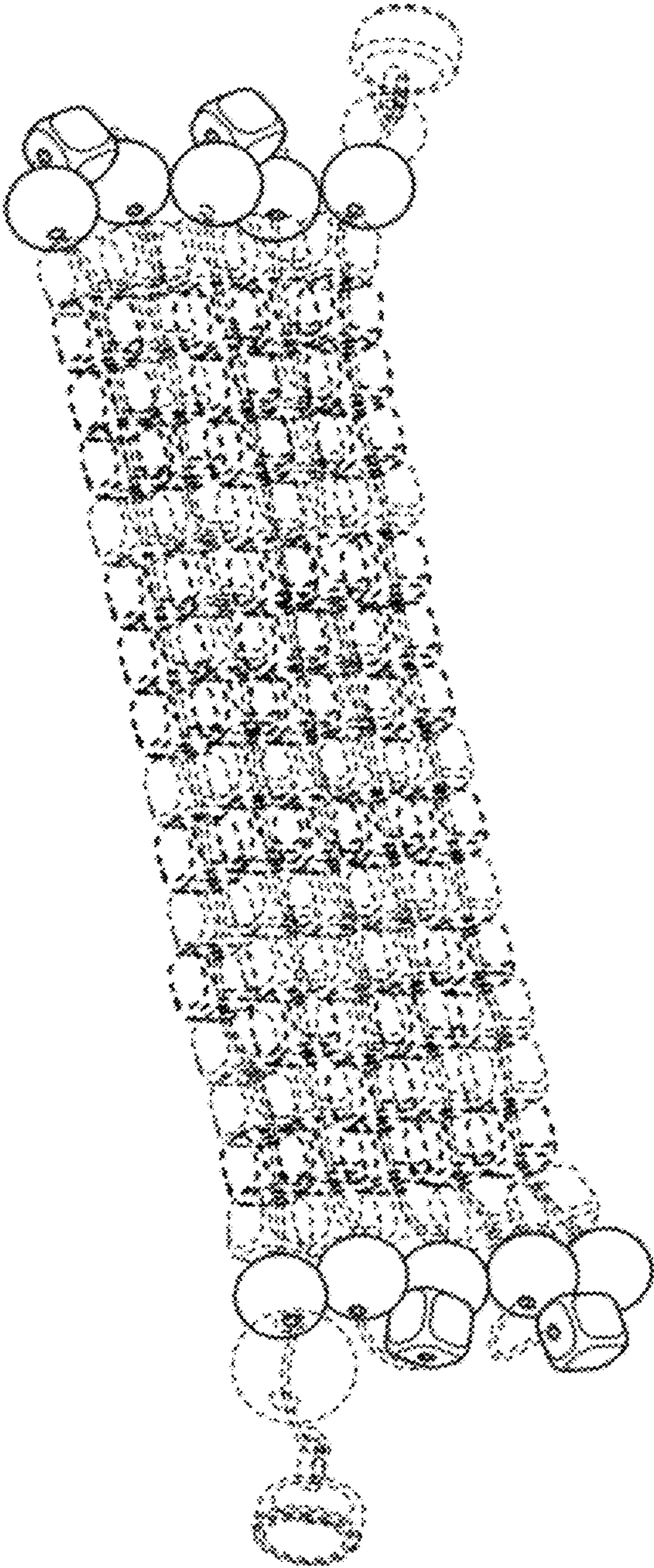


FIG. 1

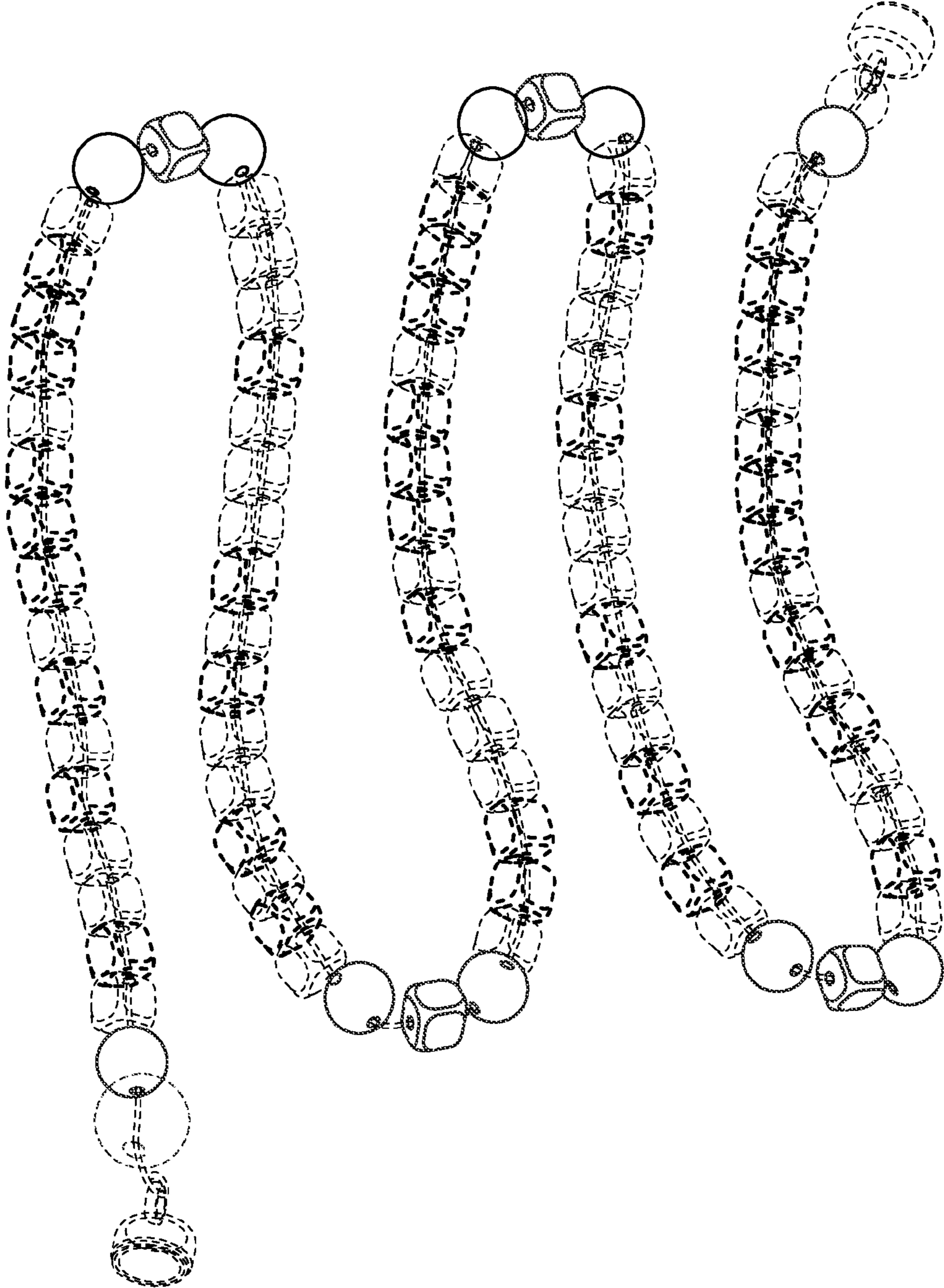


FIG. 2

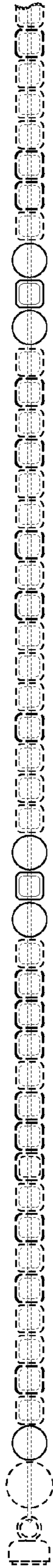


FIG. 3A



FIG. 3B

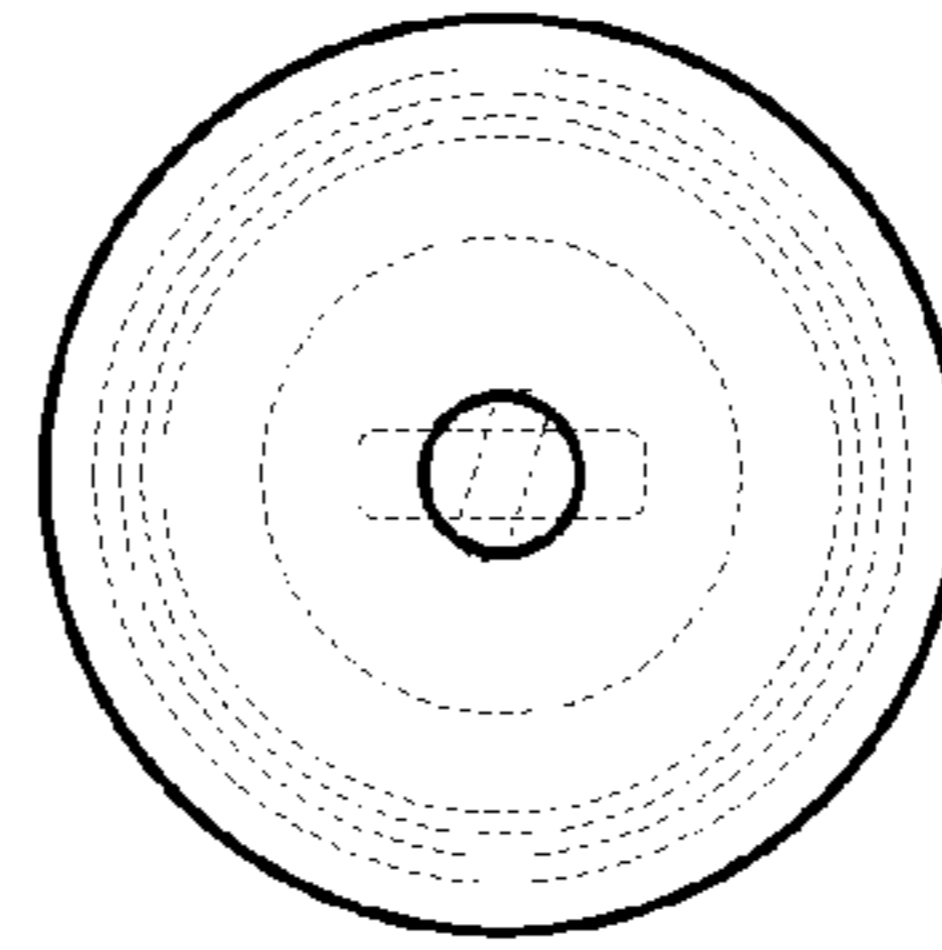


FIG. 4