



US00D660729S

(12) **United States Design Patent**
Lee et al.

(10) **Patent No.:** **US D660,729 S**
(45) **Date of Patent:** **** *May 29, 2012**

(54) **MEASURING SPOON**

(75) Inventors: **Stuart Harvey Lee**, Forest Hills, NY (US); **Jochen Schaepers**, New York, NY (US); **Dan Grossman**, Brooklyn, NY (US)

(73) Assignee: **Robinson Home Products Inc.**, Buffalo, NY (US)

(*) Notice: This patent is subject to a terminal disclaimer.

(**) Term: **14 Years**

(21) Appl. No.: **29/397,754**

(22) Filed: **Jul. 20, 2011**

(51) **LOC (9) Cl.** **10-04**

(52) **U.S. Cl.** **D10/46.2**

(58) **Field of Classification Search** D7/691,
D7/653-664; D10/46.2, 46.3; 30/324-328;
73/426-429; 294/55

See application file for complete search history.

(56) **References Cited**

U.S. PATENT DOCUMENTS

D184,027 S * 12/1958 Relchow D10/46.3
D302,089 S * 7/1989 Ancona et al. D10/46.2
D438,125 S * 2/2001 Kaposi et al. D10/46.2

D443,836 S * 6/2001 Wright D10/46.3
D449,238 S * 10/2001 Ancona et al. D10/46.2
D452,177 S * 12/2001 McGuyer D10/46.3
D468,597 S * 1/2003 Kerr D7/669
D543,800 S * 6/2007 Kwan D7/691

* cited by examiner

Primary Examiner — Terry Wallace

(74) *Attorney, Agent, or Firm* — Brian B. Shaw, Esq.; Harter Secrest & Emery LLP

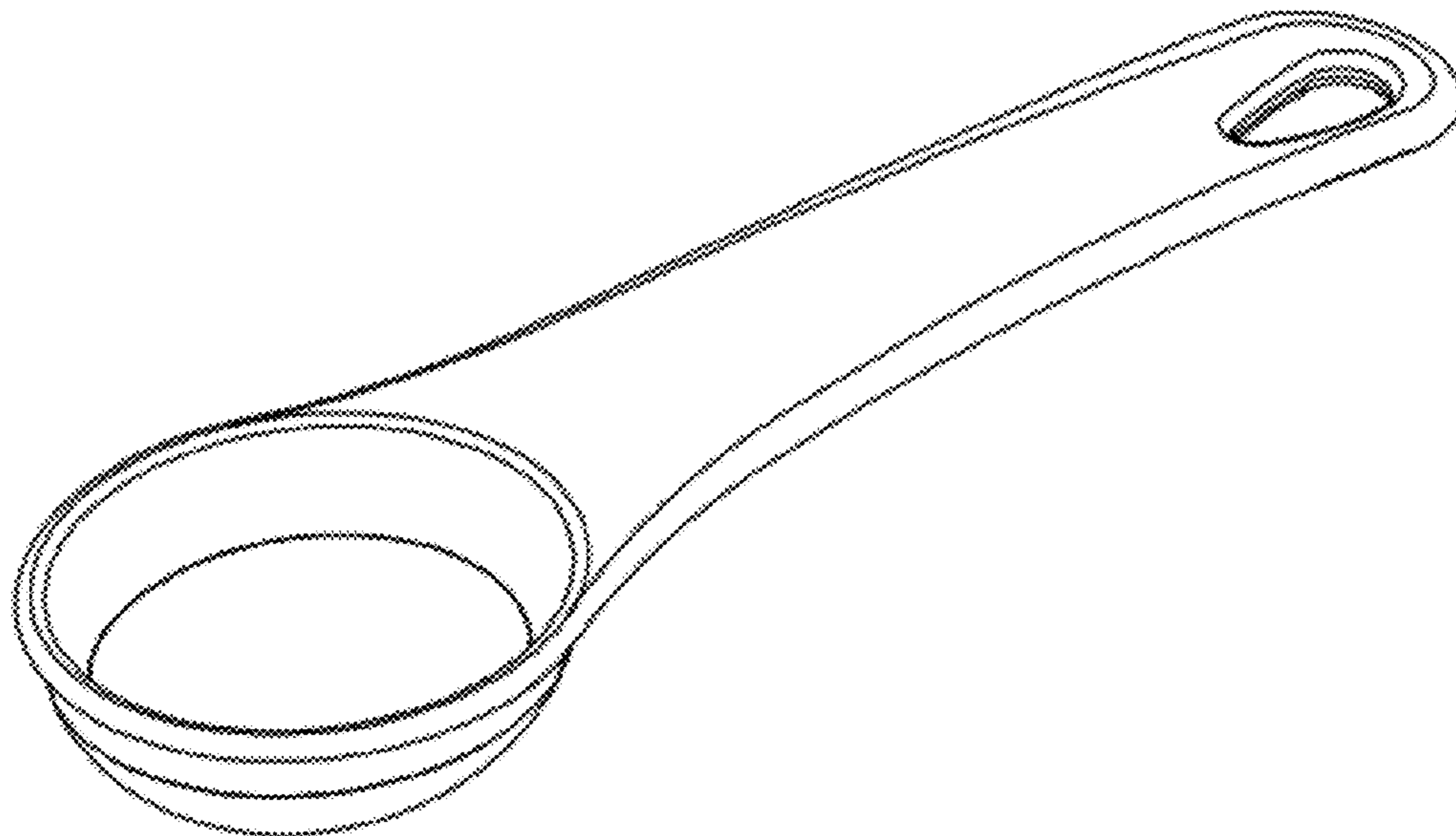
(57) **CLAIM**

The ornamental design for a measuring spoon, as shown and described.

DESCRIPTION

FIG. 1 is a perspective view of a measuring spoon.
FIG. 2 is a top plan view of the measuring spoon of FIG. 1.
FIG. 3 is a front elevation view of the measuring spoon of FIG. 1.
FIG. 4 is a left elevation view of the measuring spoon of FIG. 1.
FIG. 5 is a rear elevation view of the measuring spoon of FIG. 1.
FIG. 6 is a right elevation view of the measuring spoon of FIG. 1; and,
FIG. 7 is a bottom plan view of the measuring spoon of FIG. 1.

1 Claim, 4 Drawing Sheets



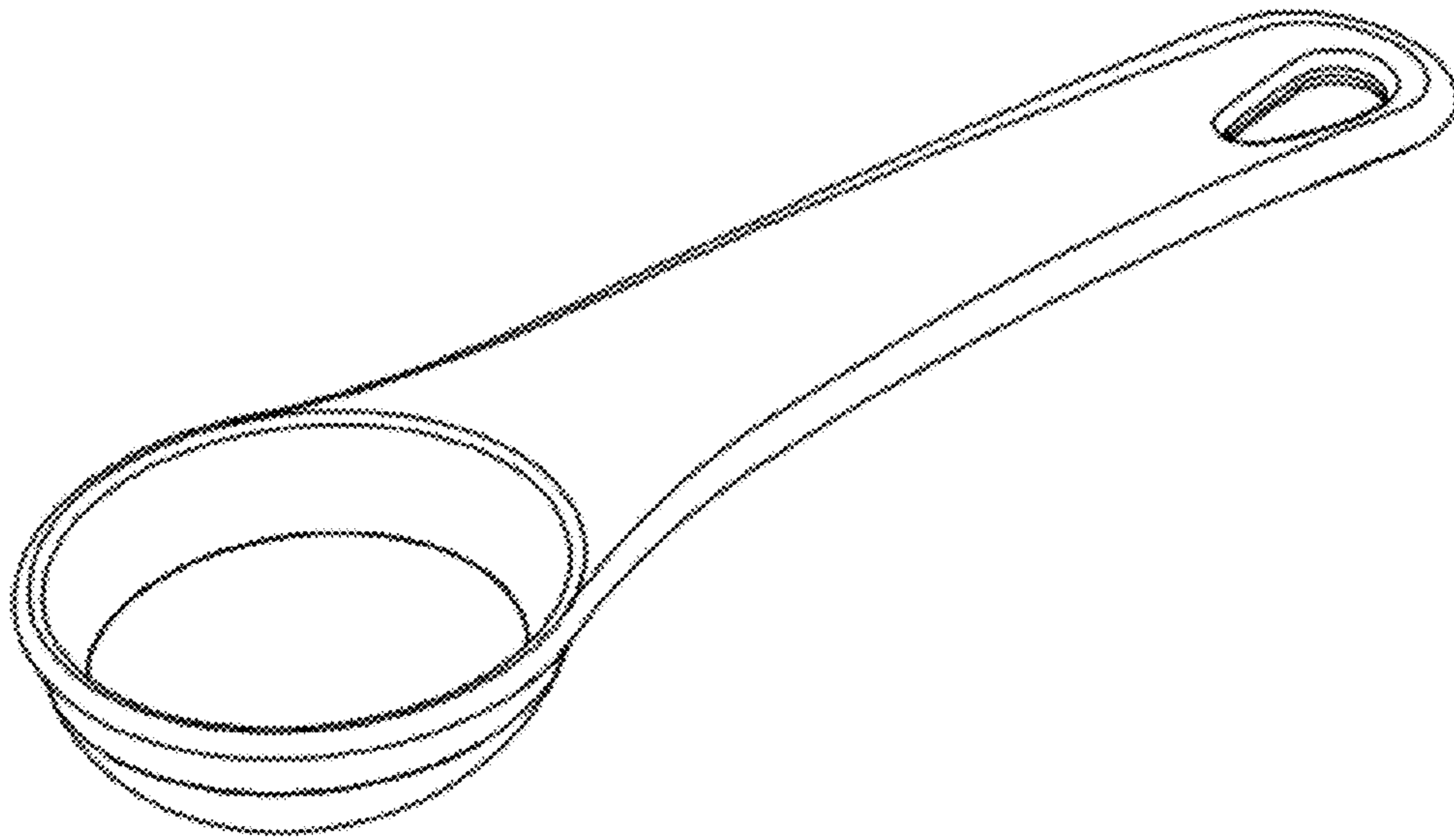


FIG. 1

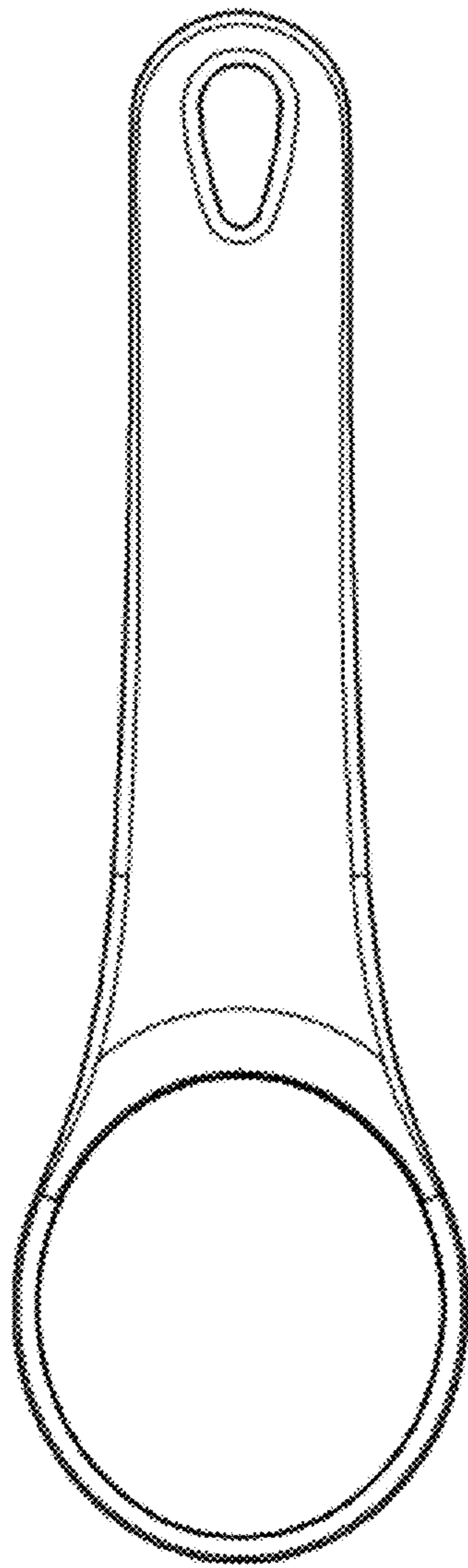


FIG. 2

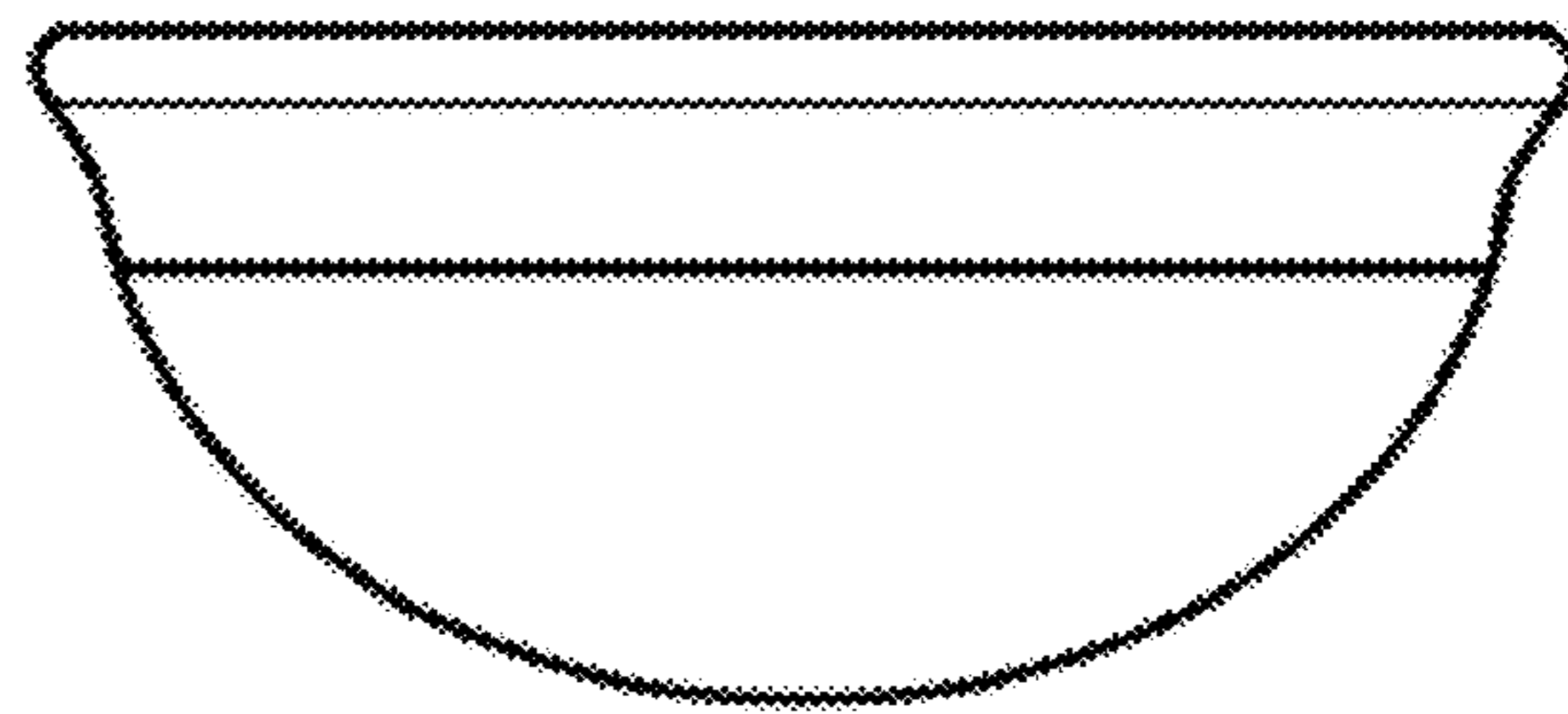


FIG. 3




FIG. 4

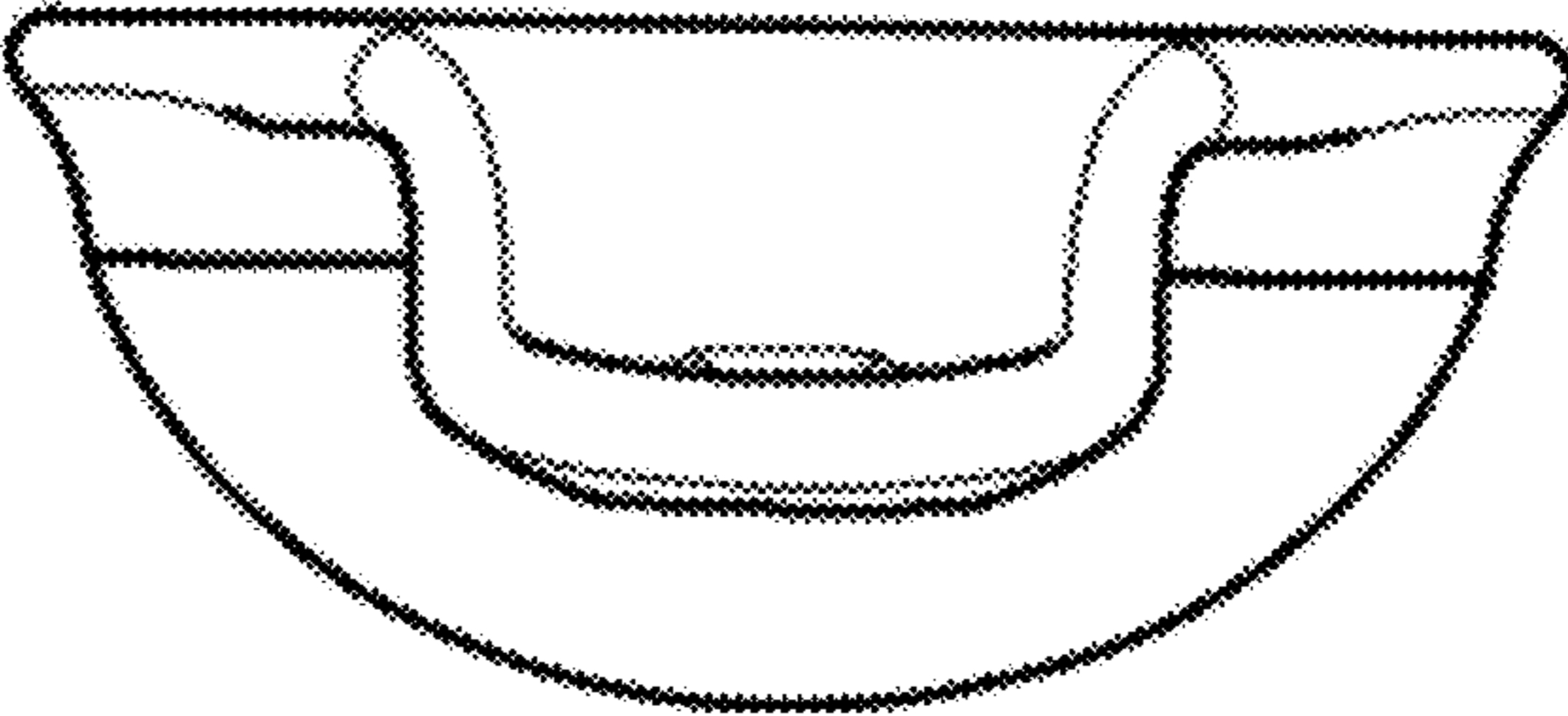


FIG. 5




FIG. 6

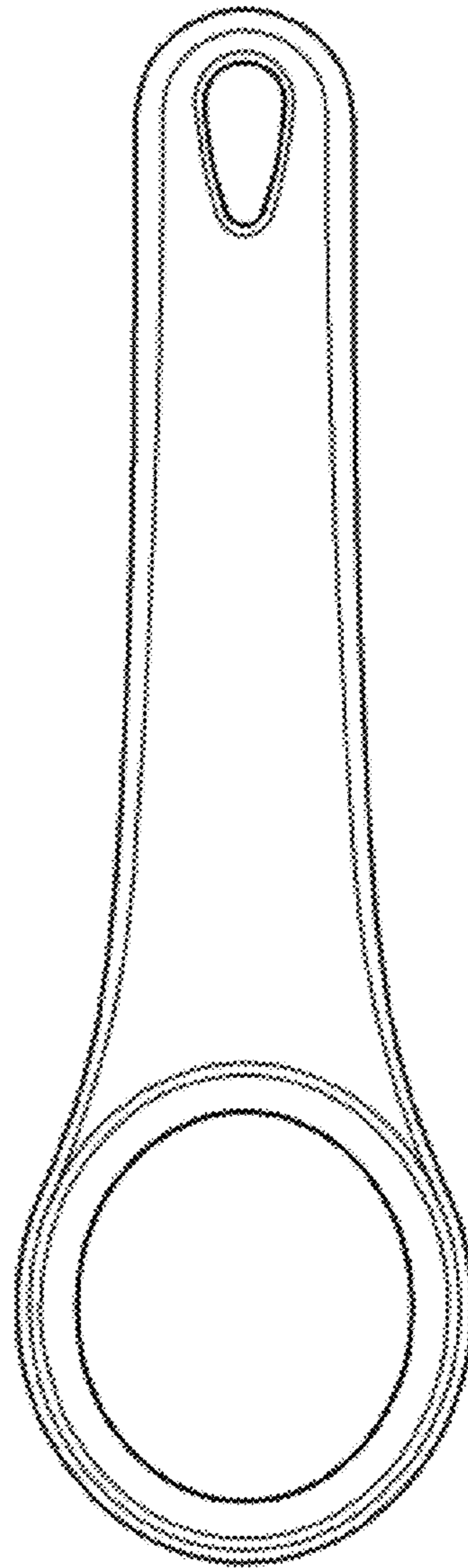


FIG. 7